



US00D830503S

(12) **United States Design Patent**  
**Zach et al.**

(10) **Patent No.:** **US D830,503 S**  
(45) **Date of Patent:** **\*\* Oct. 9, 2018**

(54) **APPLICATOR**

(71) Applicant: **S. C. Johnson & Son, Inc.**, Racine, WI (US)

(72) Inventors: **Steven A. Zach**, Waterford, WI (US);  
**Meghan Marie McGuire**, Milwaukee, WI (US); **Caitlin Y. O’Gara**, Racine, WI (US); **Austin R. Barger**, Kenosha, WI (US)

(73) Assignee: **S. C. Johnson & Son, Inc.**, Racine, WI (US)

(\*\*) Term: **15 Years**

(21) Appl. No.: **29/617,322**

(22) Filed: **Sep. 13, 2017**

**Related U.S. Application Data**

(63) Continuation of application No. 29/574,430, filed on Aug. 15, 2016, now Pat. No. Des. 801,473.

(51) **LOC (11) Cl.** ..... **23-01**

(52) **U.S. Cl.**  
USPC ..... **D23/208**

(58) **Field of Classification Search**  
USPC ..... D23/208; D9/517  
CPC ..... E03D 9/005; E03D 9/032; E03D 9/038  
See application file for complete search history.

(56) **References Cited**

**U.S. PATENT DOCUMENTS**

D464,107 S \* 10/2002 Holmes ..... D23/208  
D506,805 S \* 6/2005 Nguyen ..... D23/208

D537,722 S \* 3/2007 Jaichandra ..... D9/517  
D538,164 S \* 3/2007 Zach ..... D9/517  
D587,584 S \* 3/2009 Jaichandra ..... D9/516  
D592,513 S \* 5/2009 Zach ..... D9/517  
D596,033 S \* 7/2009 Zach ..... D9/517  
8,112,824 B2 \* 2/2012 Spogardh ..... E03D 9/032  
4/222  
8,814,456 B2 \* 8/2014 Schultz ..... B65D 83/002  
222/471  
D741,449 S \* 10/2015 Washburn ..... D23/207  
9,212,476 B2 \* 12/2015 Muhlhausen ..... E03D 9/005  
D752,733 S \* 3/2016 Zach ..... D23/208  
D766,398 S \* 9/2016 Quaethem ..... D23/208  
D791,275 S \* 7/2017 Muller ..... D23/208

\* cited by examiner

*Primary Examiner* — Robin Valery Webster

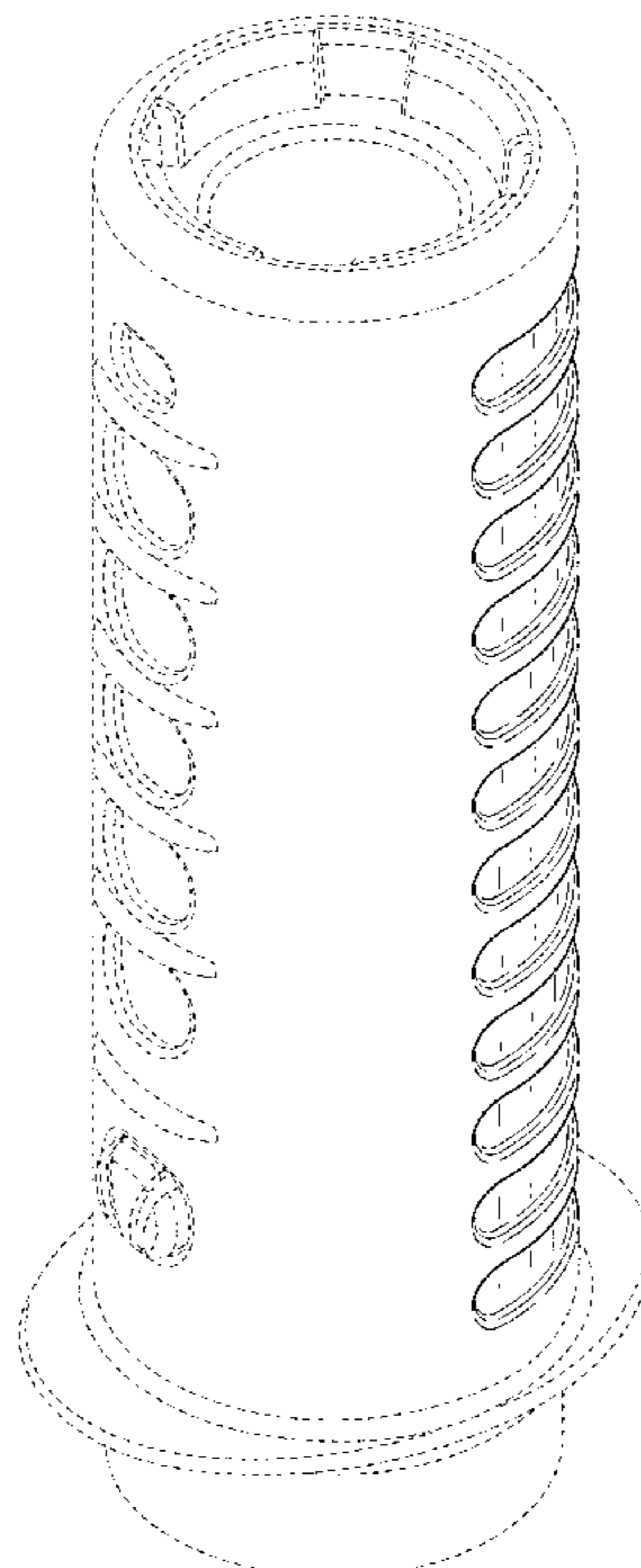
(57) **CLAIM**

The ornamental design for an applicator, as shown and described.

**DESCRIPTION**

FIG. 1 is a top, front, right perspective view of an applicator showing our new design;  
FIG. 2 is a front view thereof;  
FIG. 3 is a rear view thereof;  
FIG. 4 is a right side view thereof;  
FIG. 5 is a left side view thereof;  
FIG. 6 is a top view thereof; and,  
FIG. 7 is a bottom view thereof.  
The broken lines showing the remainder of the applicator represent unclaimed subject matter and form no part of the claimed design.

**1 Claim, 4 Drawing Sheets**



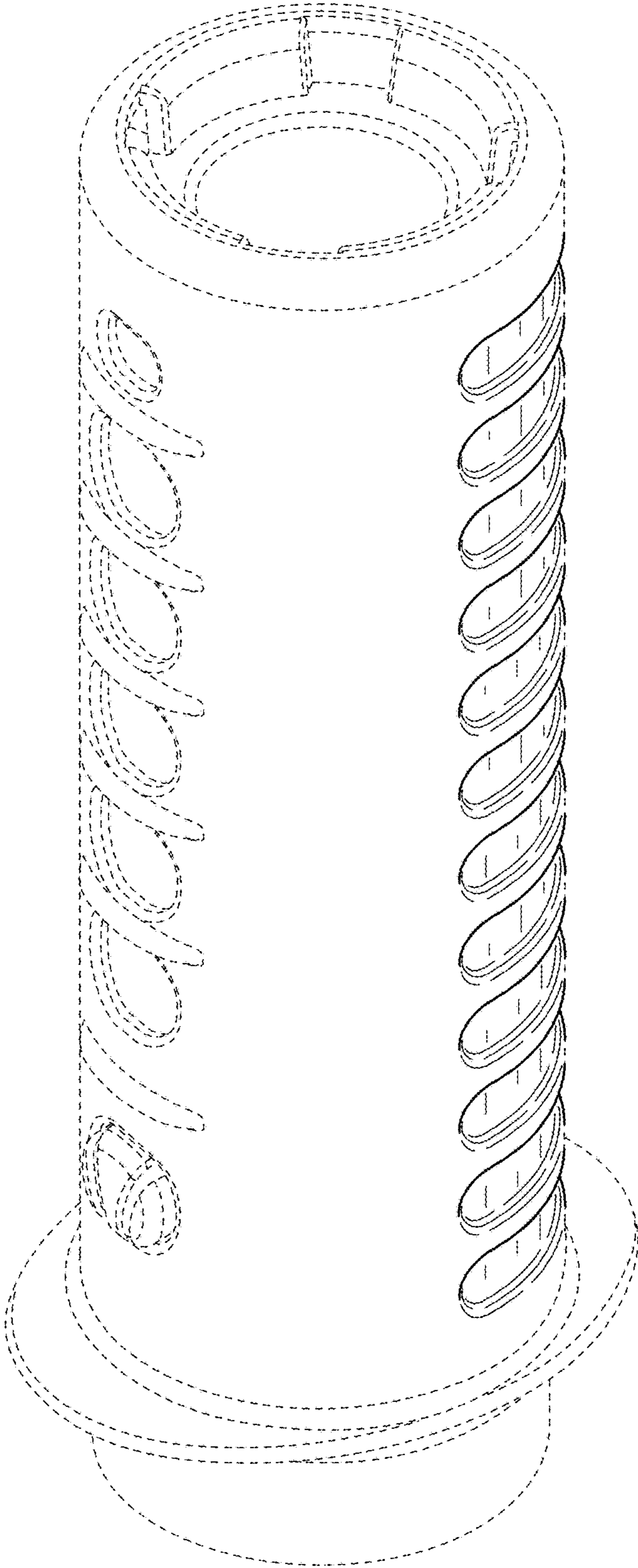


FIG. 1

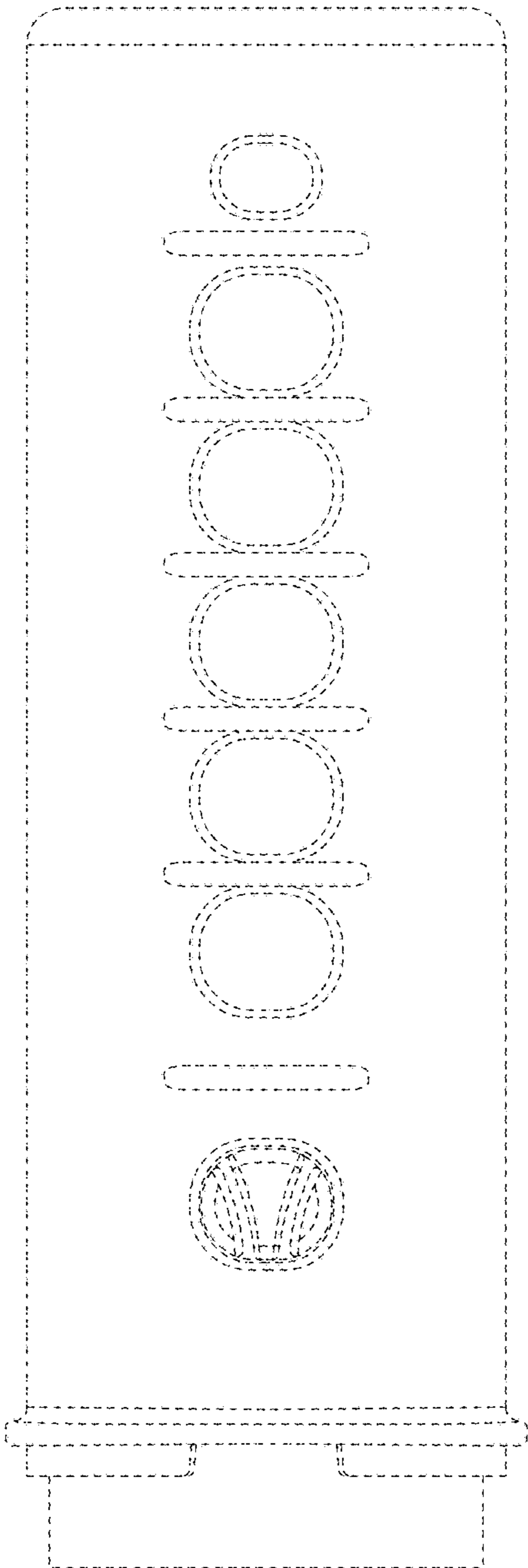


FIG. 2

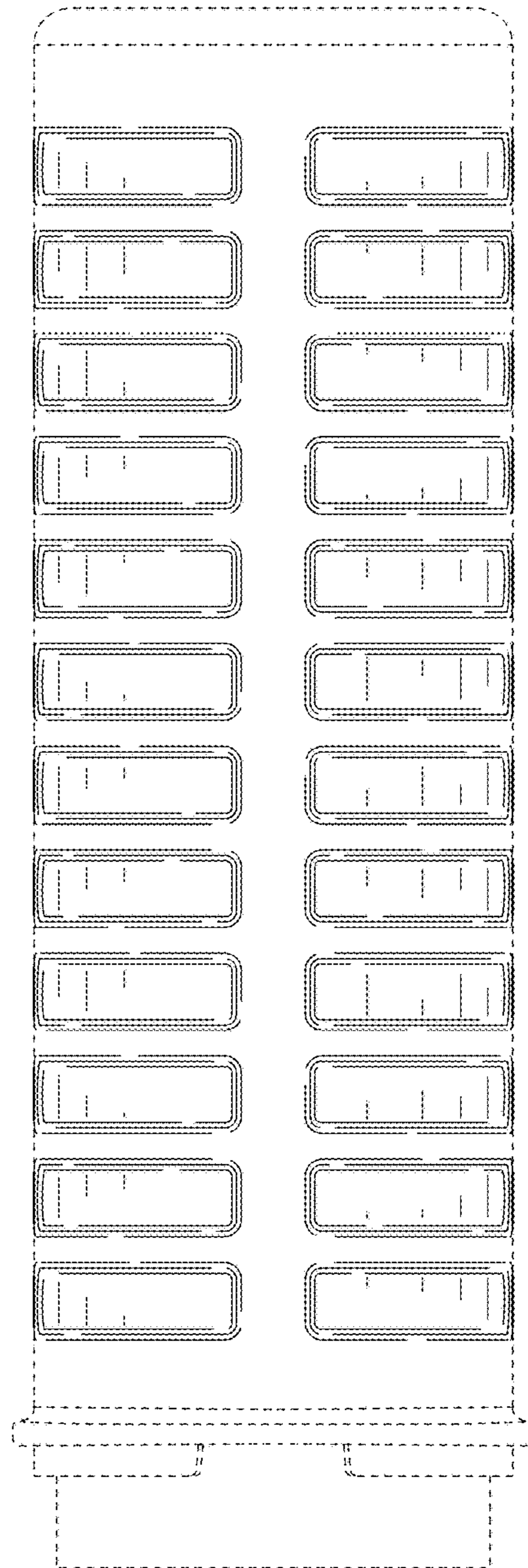


FIG. 3

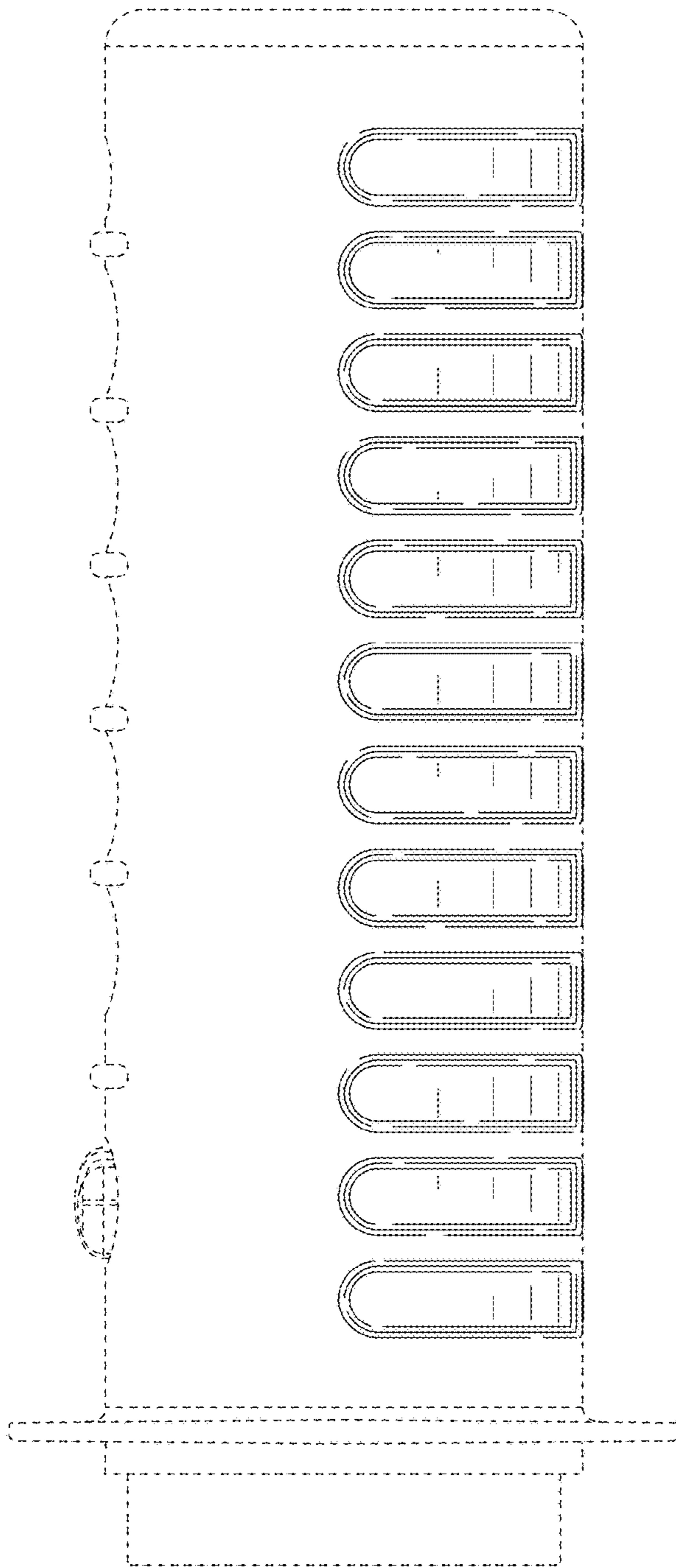


FIG. 4

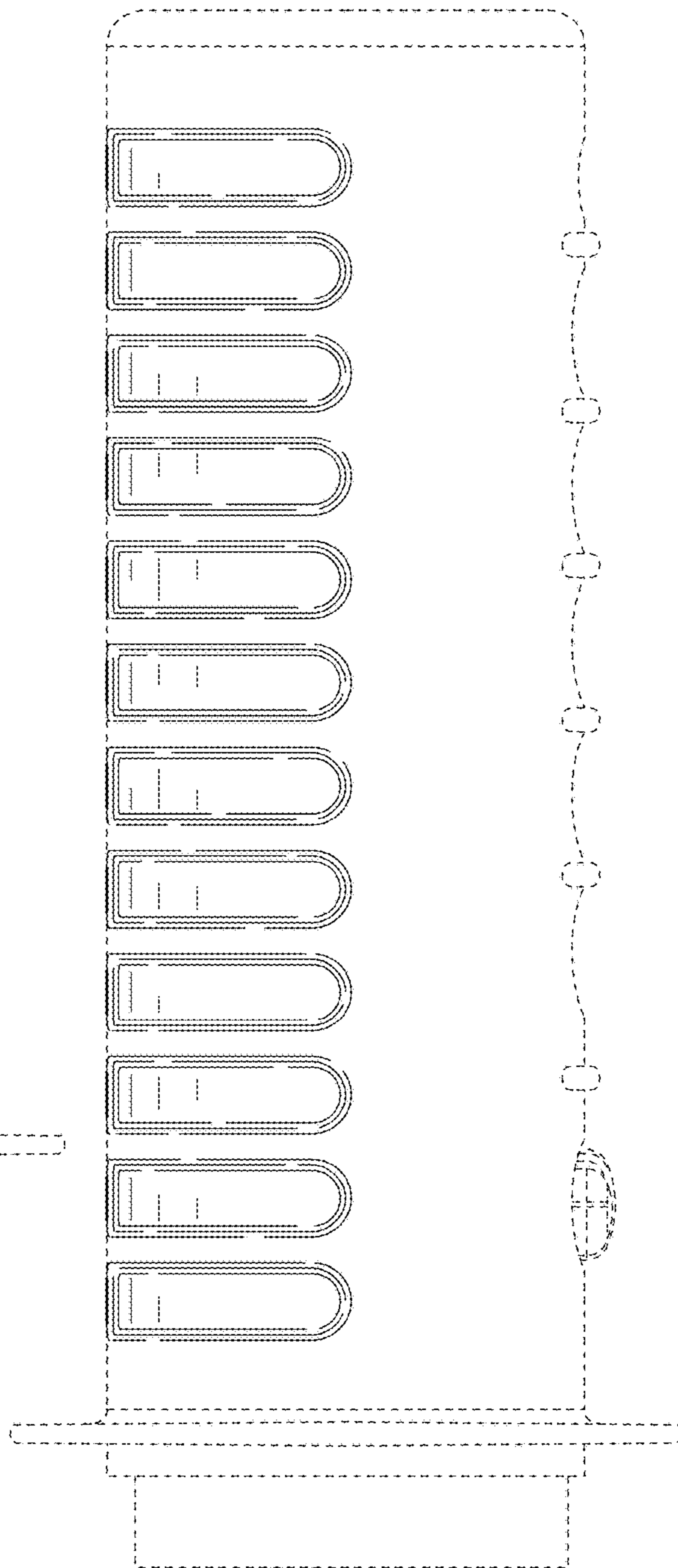


FIG. 5

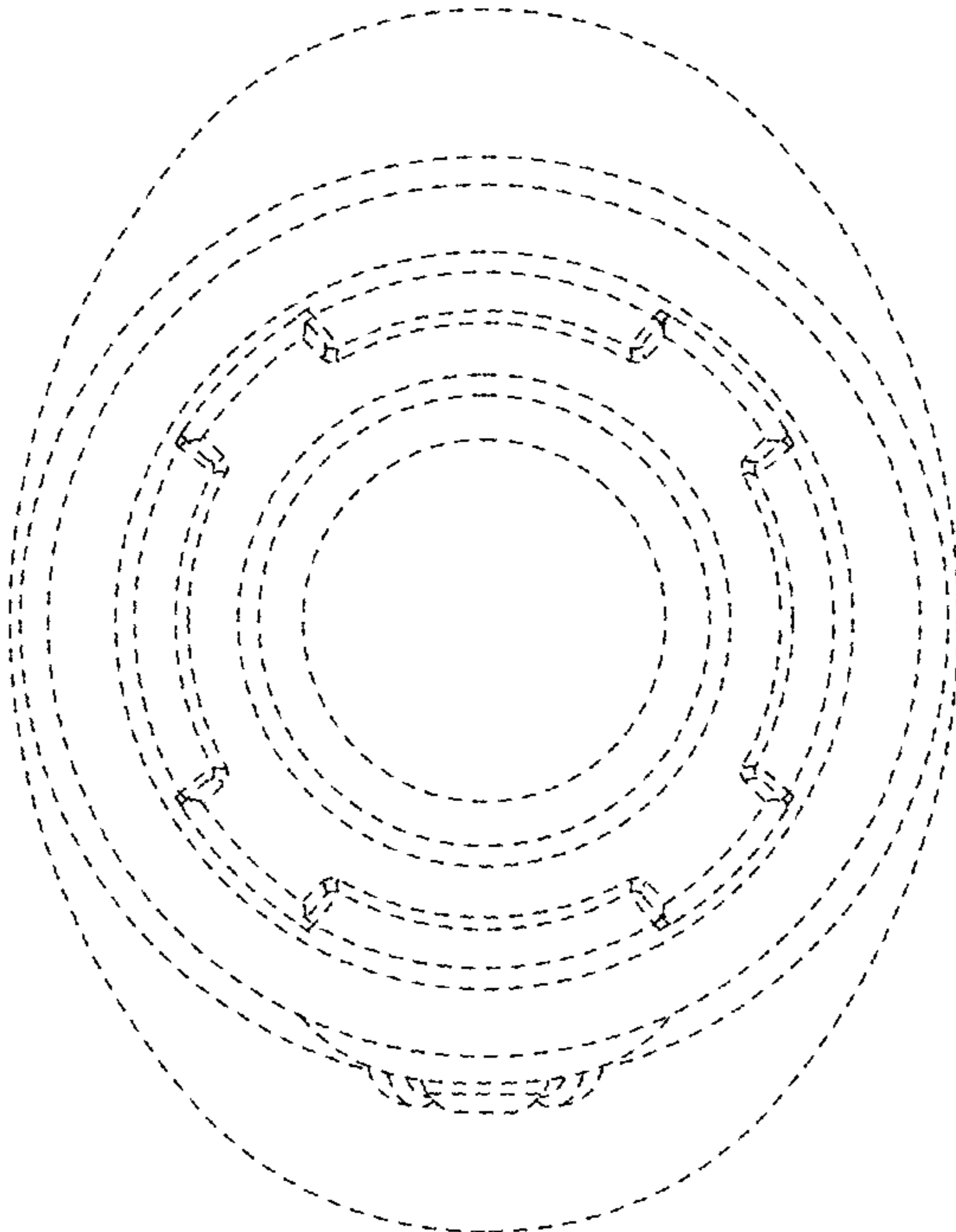


FIG. 6

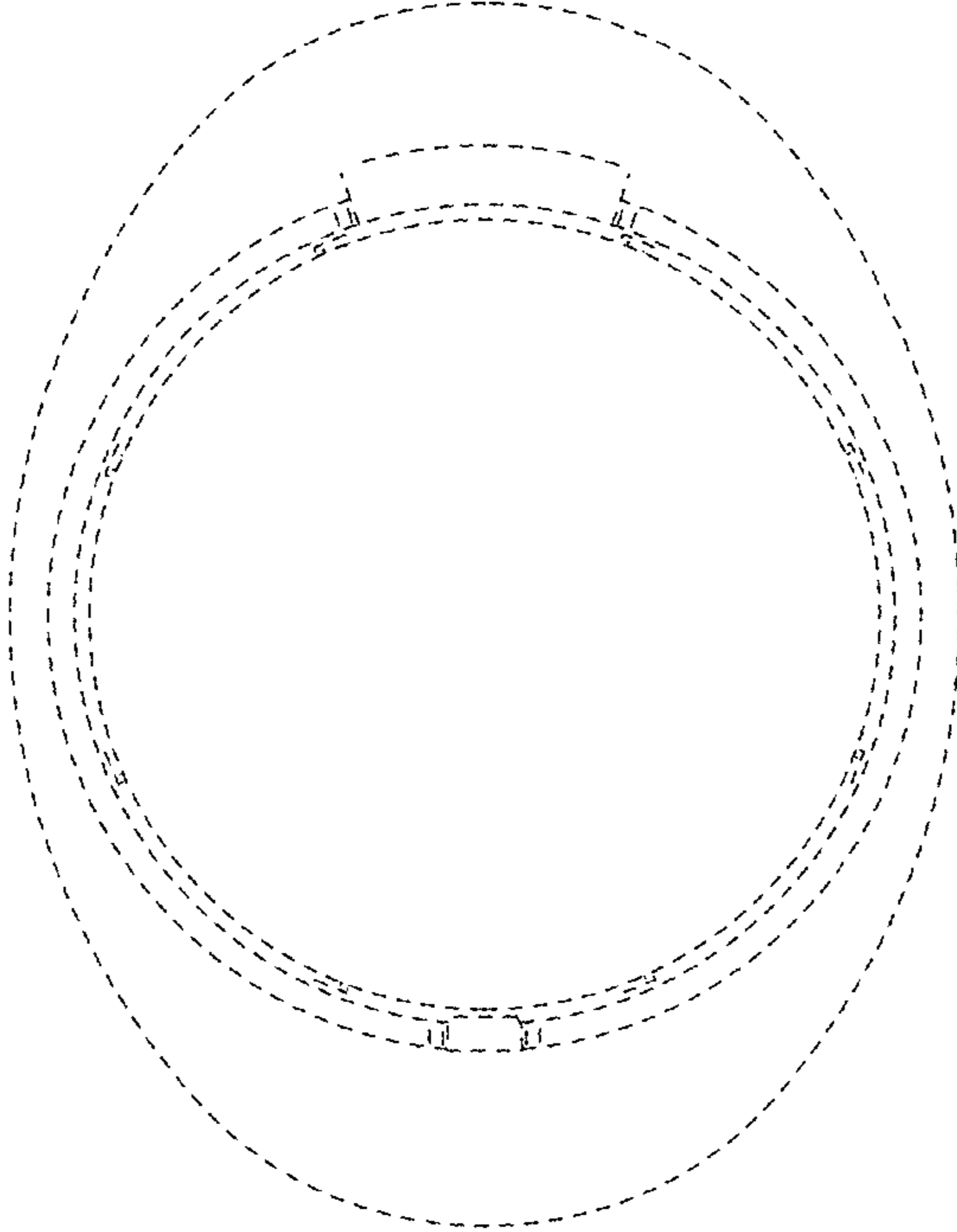


FIG. 7