



US00D830501S

(12) **United States Design Patent**
Yoon

(10) **Patent No.:** **US D830,501 S**
(45) **Date of Patent:** **** Oct. 9, 2018**

(54) **PORTABLE WATER PURIFYING FILTER**

(71) Applicant: **Ho Sung Yoon**, Hwaseong-si (KR)

(72) Inventor: **Ho Sung Yoon**, Hwaseong-si (KR)

(**) Term: **15 Years**

(21) Appl. No.: **29/618,236**

(22) Filed: **Sep. 20, 2017**

(30) **Foreign Application Priority Data**

Aug. 31, 2017 (KR) 30-2017-0040707

(51) **LOC (11) Cl.** **23-01**

(52) **U.S. Cl.**
USPC **D23/207**

(58) **Field of Classification Search**
USPC D23/207, 209, 365
CPC . C02F 1/003; C02F 1/42; B01D 35/30; B01D
35/153; B01D 29/111; B01D 39/12;
B29C 47/682

See application file for complete search history.

(56) **References Cited**

U.S. PATENT DOCUMENTS

5,914,045 A * 6/1999 Palmer C02F 1/003
210/136

D483,092 S * 12/2003 Hamada C02F 1/003
D23/207

* cited by examiner

Primary Examiner — Robin V Webster

(74) *Attorney, Agent, or Firm* — Rabin & Berdo, P.C.

(57) **CLAIM**

The ornamental design for a portable water purifying filter, as shown and described.

DESCRIPTION

FIG. 1 is a perspective view of a portable water purifying filter showing my new design;

FIG. 2 is a front elevational view thereof;

FIG. 3 is a rear elevational view thereof;

FIG. 4 is a left side elevational view thereof;

FIG. 5 is a right side elevational view thereof;

FIG. 6 is a top view thereof;

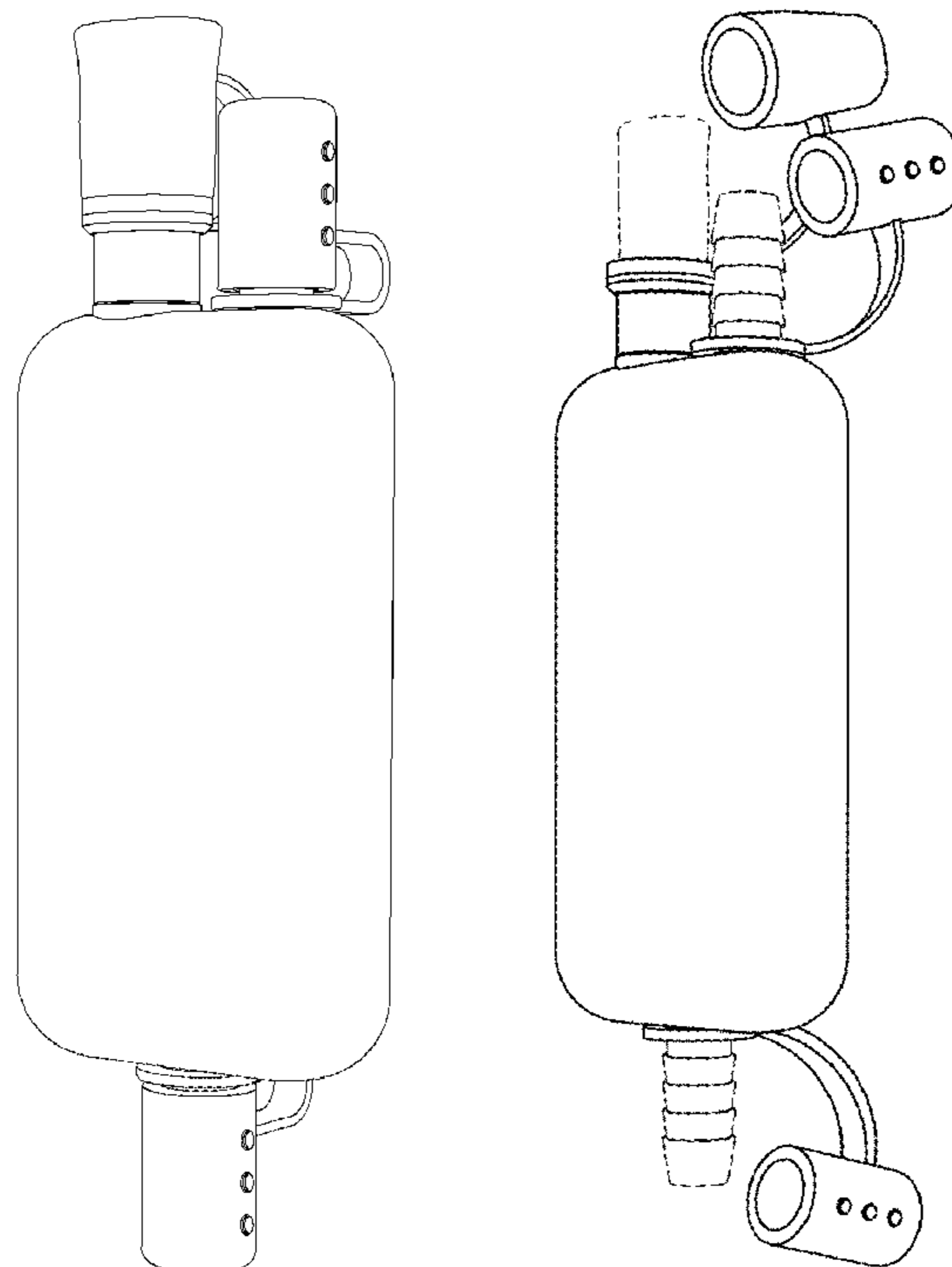
FIG. 7 is a bottom view thereof;

FIG. 8 is reference view thereof in a state that caps are open; and,

FIG. 9 is another reference view thereof in use in a state that caps are open.

The broken line showing in FIGS. 8 and 9 is included for the purpose of illustrating environment and forms no part of the claimed design.

1 Claim, 8 Drawing Sheets






FIG. 1




FIG. 2




FIG. 3




FIG. 4




FIG. 5

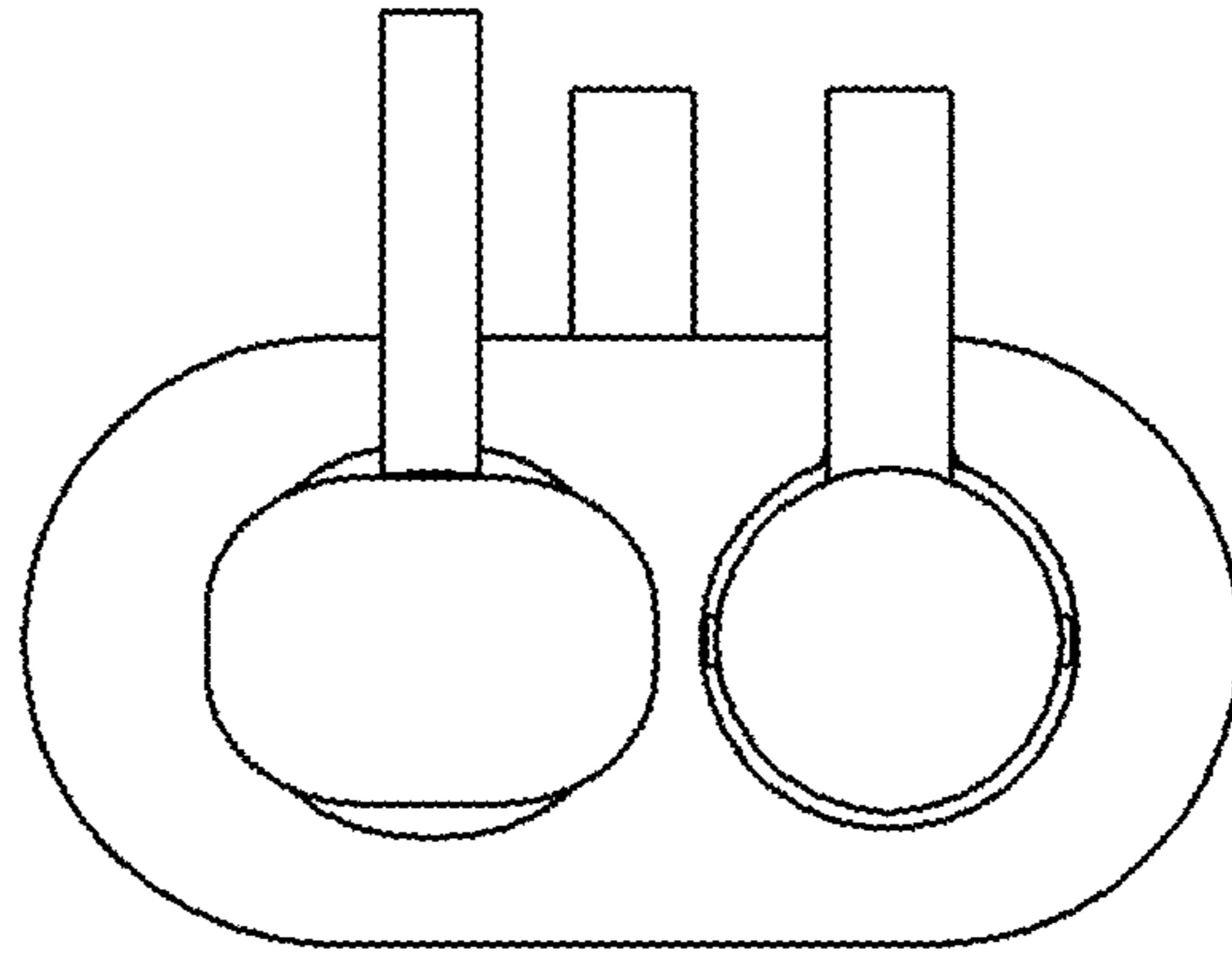


FIG. 6

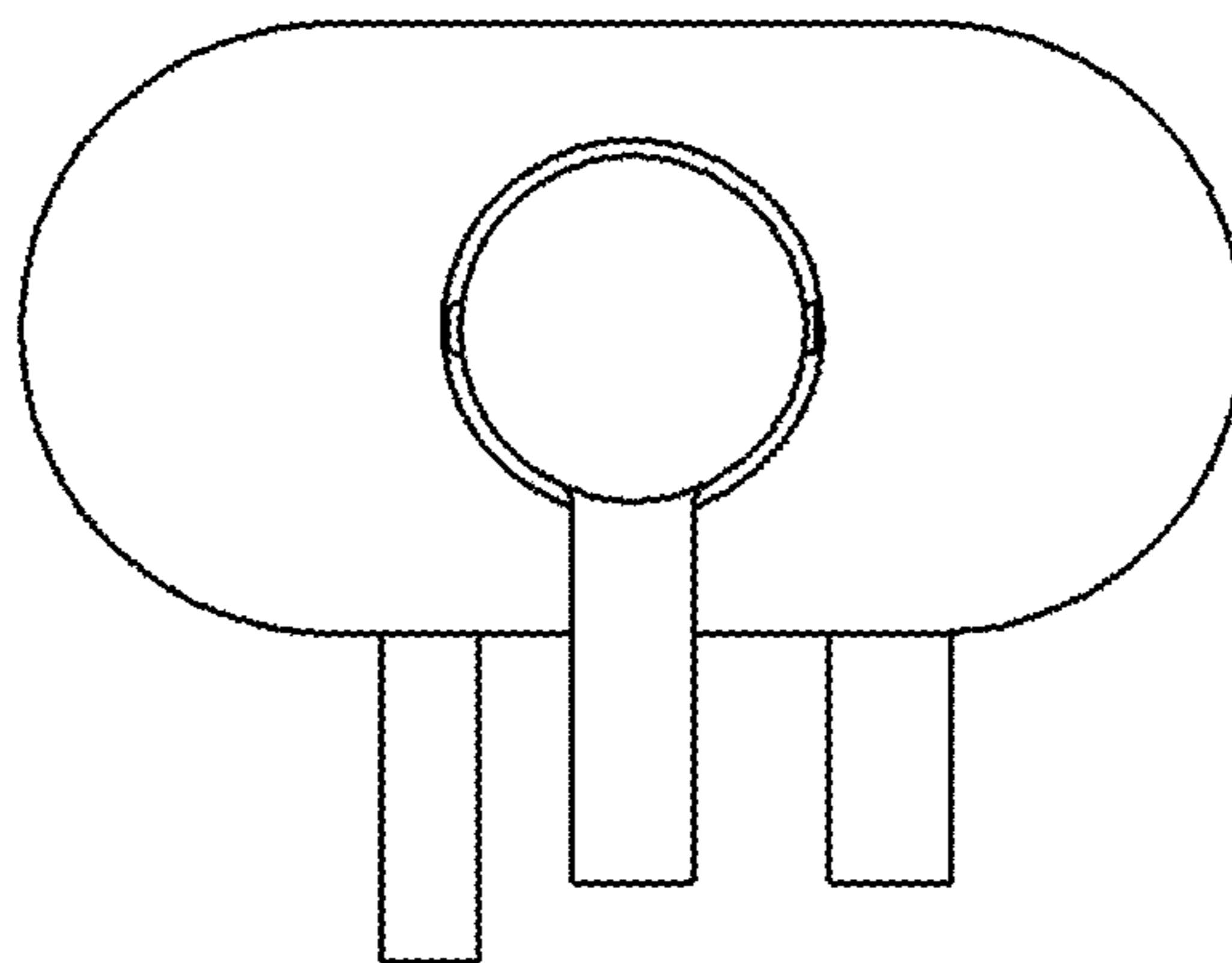


FIG. 7




FIG. 8

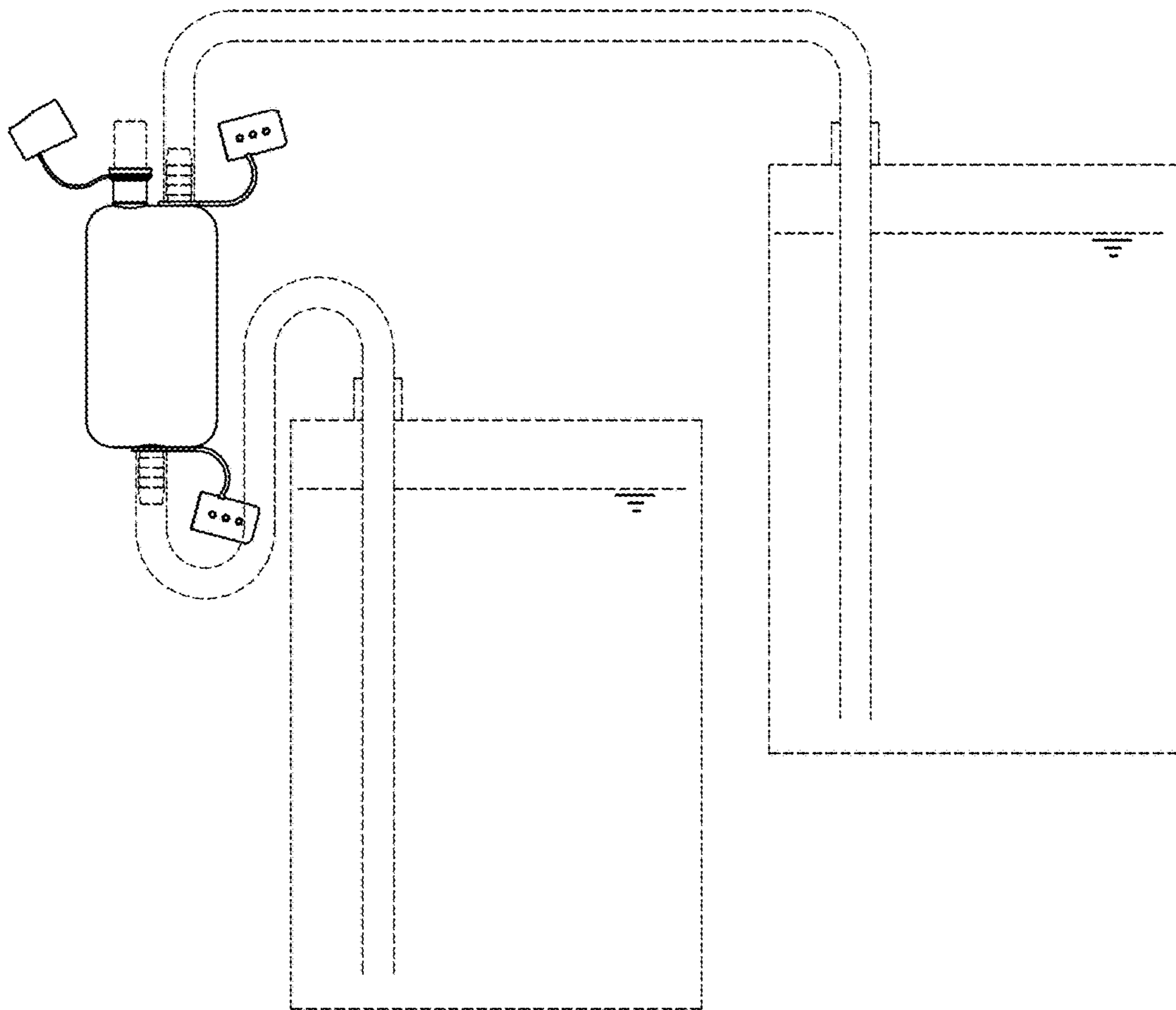


FIG. 9