

US00D830500S

(12) **United States Design Patent**
Yoon

(10) **Patent No.:** **US D830,500 S**

(45) **Date of Patent:** **** Oct. 9, 2018**

(54) **PORTABLE WATER PURIFYING FILTER**

(71) Applicant: **Ho Sung Yoon**, Hwaseong-si (KR)

(72) Inventor: **Ho Sung Yoon**, Hwaseong-si (KR)

(**) Term: **15 Years**

(21) Appl. No.: **29/618,235**

(22) Filed: **Sep. 20, 2017**

(30) **Foreign Application Priority Data**

Aug. 31, 2017 (KR) 30-2017-0040706

(51) **LOC (11) Cl.** **23-01**

(52) **U.S. Cl.**
USPC **D23/207**

(58) **Field of Classification Search**
USPC D23/207, 209, 365
CPC . C02F 1/003; C02F 1/42; B01D 35/30; B01D
35/153; B01D 29/111; B01D 39/12;
B29C 47/682

See application file for complete search history.

(56) **References Cited**

U.S. PATENT DOCUMENTS

- 1,292,737 A * 1/1919 Enderson B01D 35/153
210/117
- D265,227 S * 6/1982 Jolley D23/207
- D405,867 S * 2/1999 Denkewicz, Jr. D23/209
- D441,421 S * 5/2001 Aldred D23/209
- D559,349 S * 1/2008 Brown D23/209
- D696,745 S * 12/2013 Hammerback D23/209
- D712,507 S * 9/2014 Hammerback D23/209

- D717,397 S * 11/2014 Hammarback D23/209
- D753,790 S * 4/2016 Torgerud D23/209
- D753,791 S * 4/2016 Rashid D23/209
- D782,610 S * 3/2017 Hill D23/207
- D783,773 S * 4/2017 Hill D23/207
- D791,271 S * 7/2017 Barlow B01D 61/145
D23/207
- D815,247 S * 4/2018 Homer B01D 35/153
D23/209

* cited by examiner

Primary Examiner — Robin V Webster

(74) *Attorney, Agent, or Firm* — Rabin & Berdo, P.C.

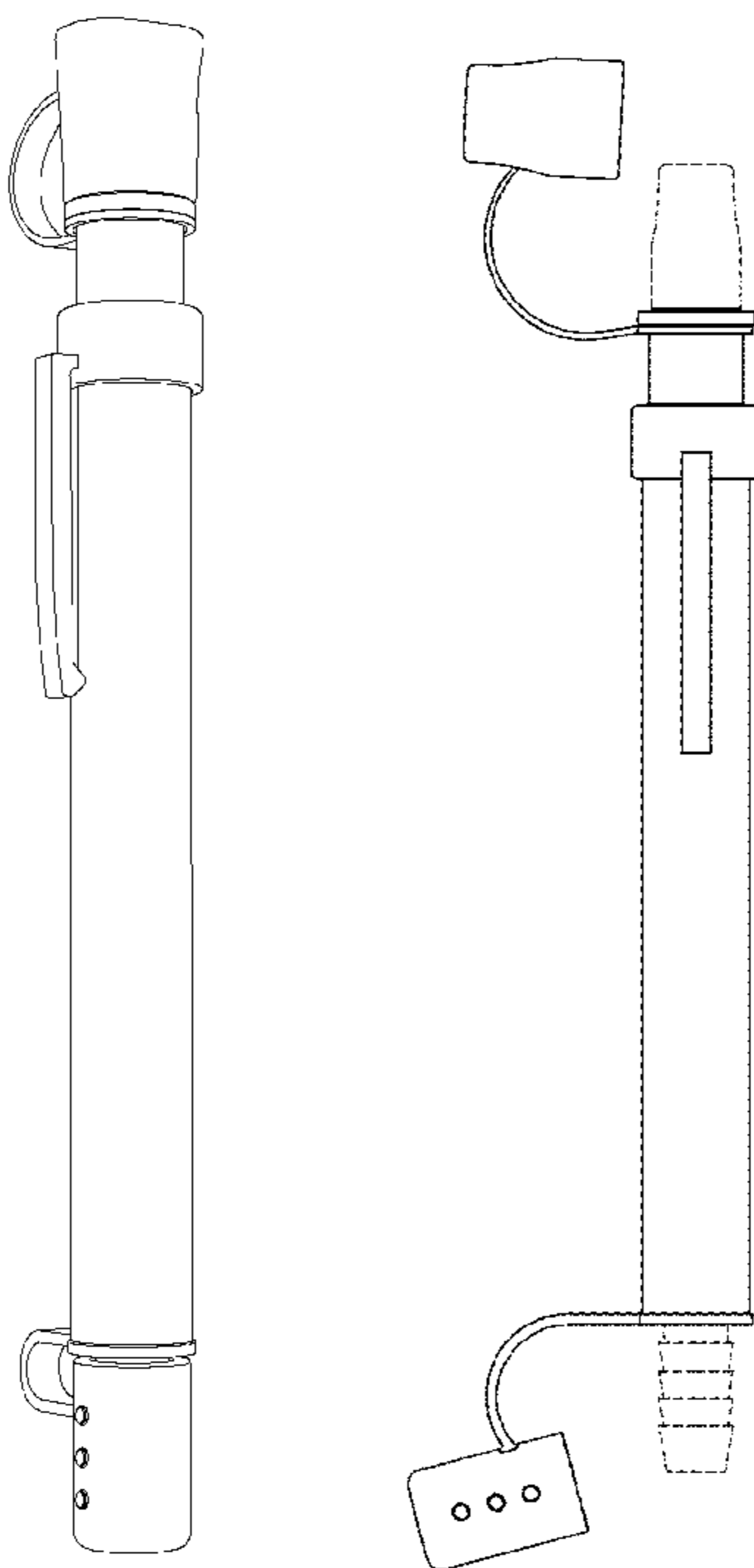
(57) **CLAIM**

The ornamental design for a portable water purifying filter, as shown and described.

DESCRIPTION

FIG. 1 is a perspective view of a portable water purifying filter showing my new design;
 FIG. 2 is a front elevational view thereof;
 FIG. 3 is a rear elevational view thereof;
 FIG. 4 is a left side elevational view thereof;
 FIG. 5 is a right side elevational view thereof;
 FIG. 6 is a top view thereof;
 FIG. 7 is a bottom view thereof;
 FIG. 8 is a reference view thereof in a state that caps are open; and,
 FIG. 9 is a reference view thereof in use in a state that caps are open.
 The broken line showing in FIGS. 8 and 9 is included for the purpose of illustrating environment and forms no part of the claimed design.

1 Claim, 8 Drawing Sheets



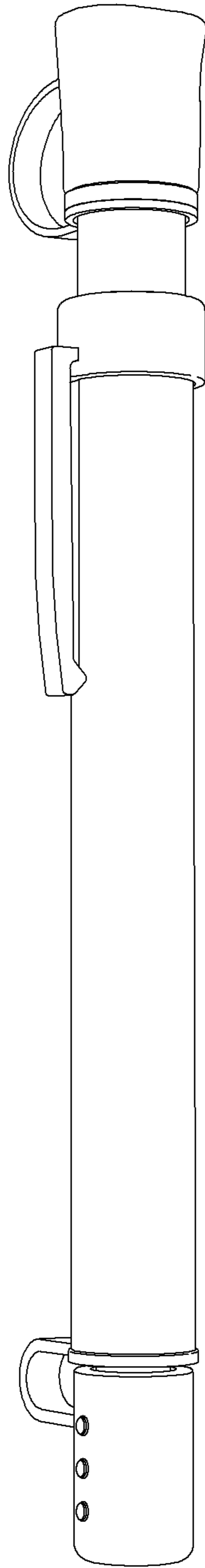


FIG. 1

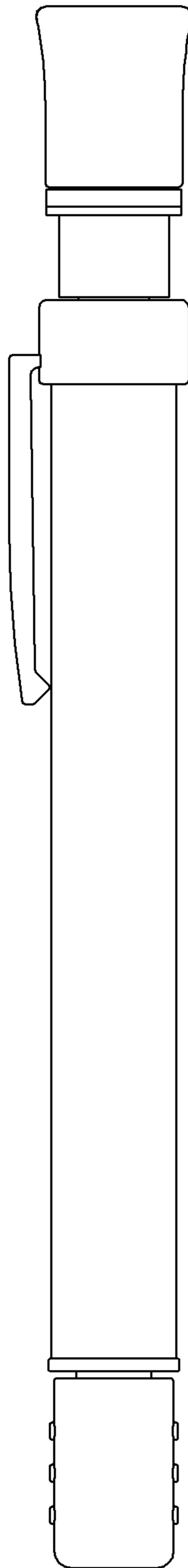


FIG. 2

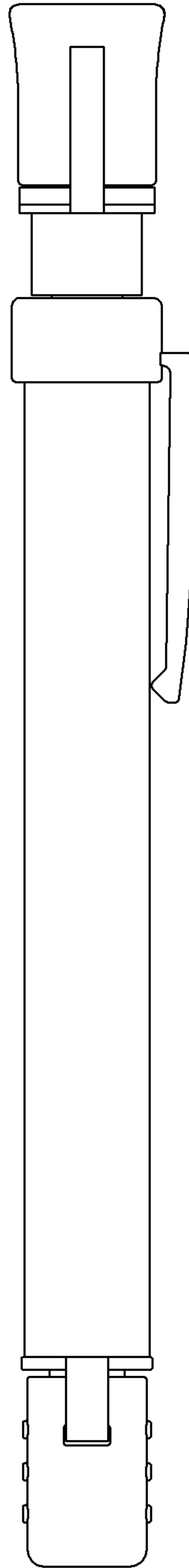


FIG. 3

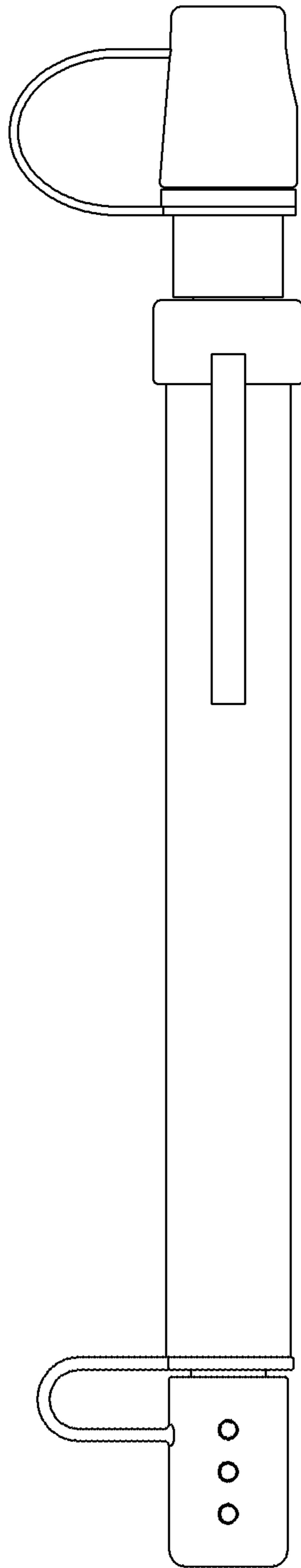


FIG. 4




FIG. 5

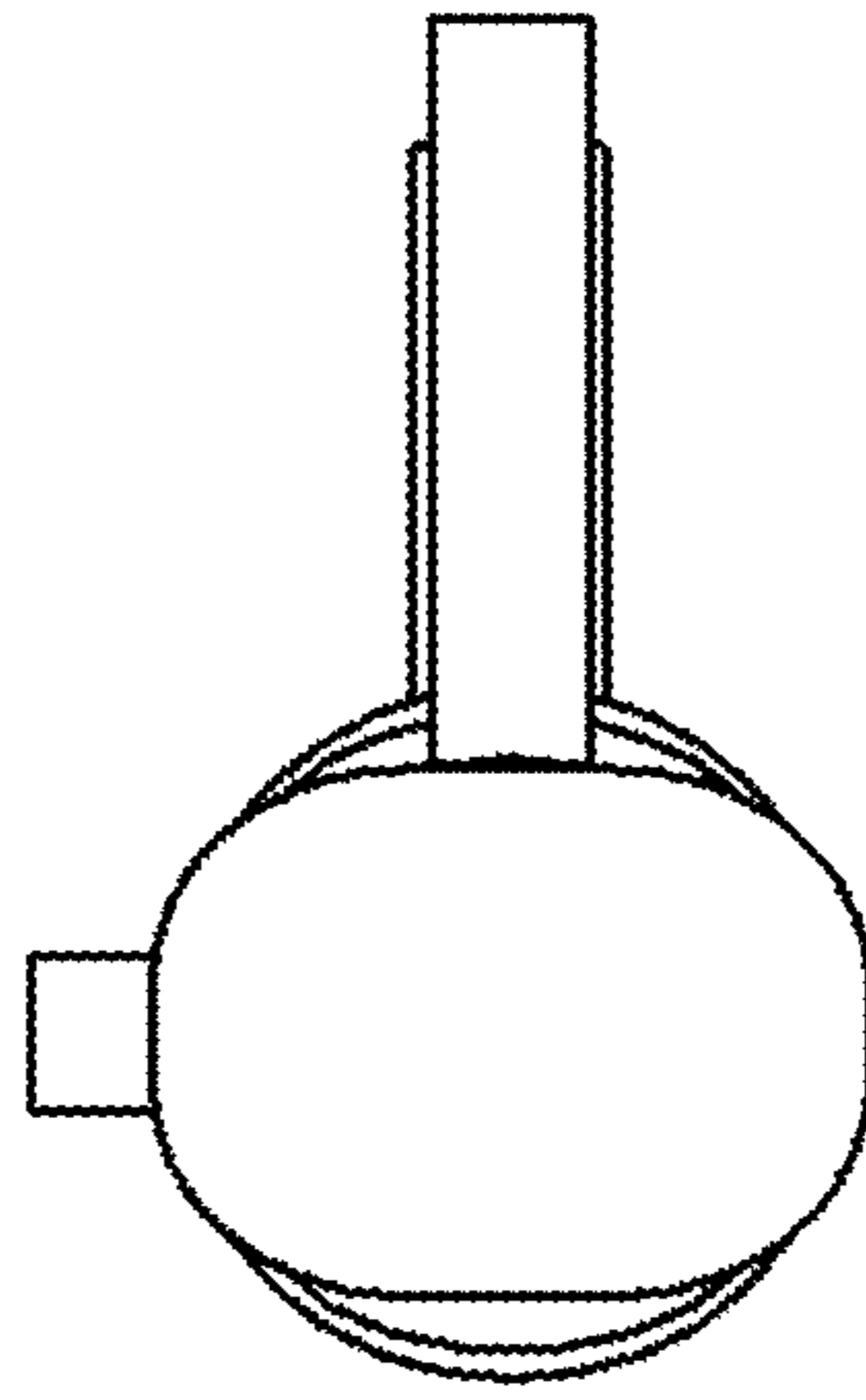


FIG. 6

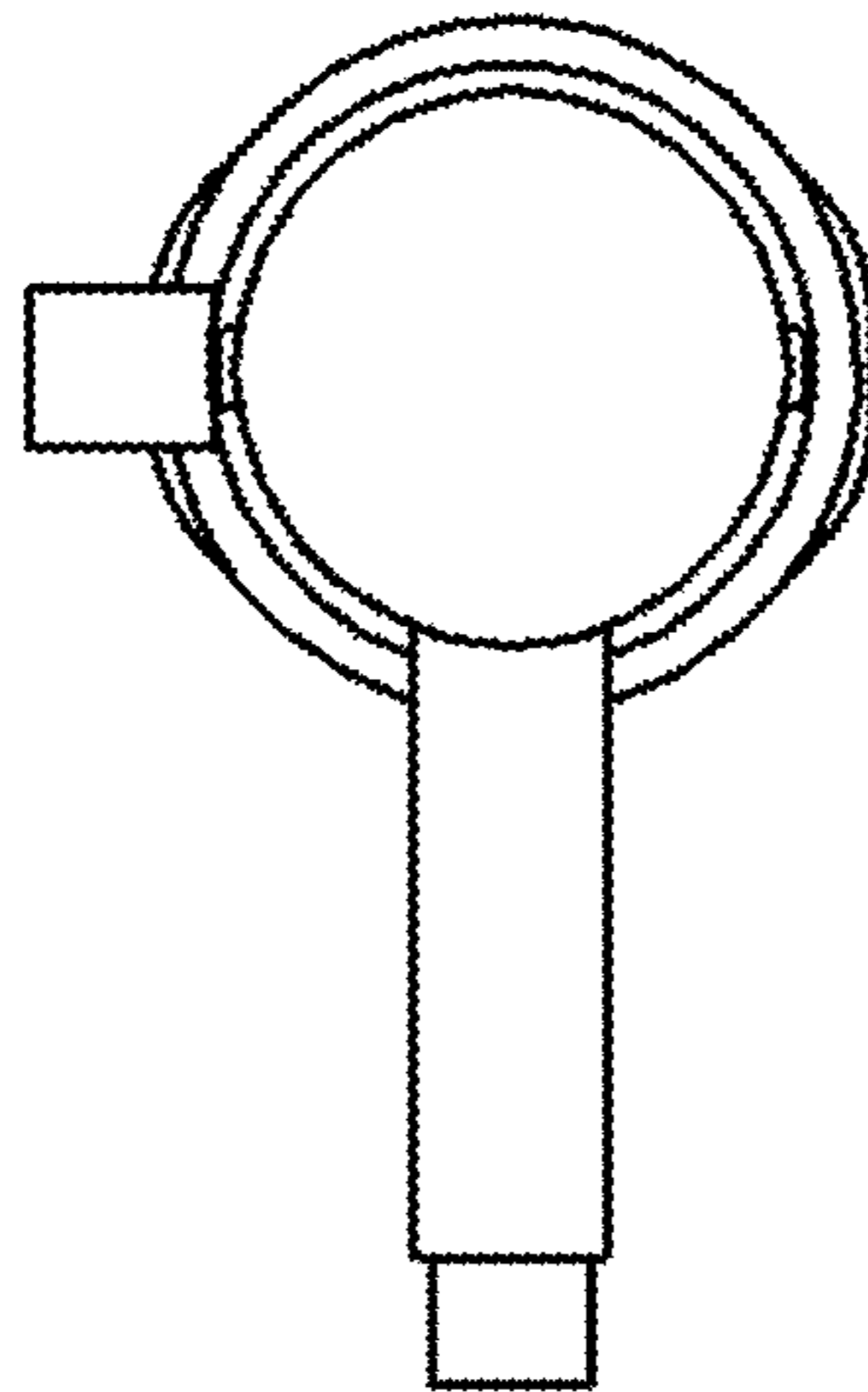


FIG. 7

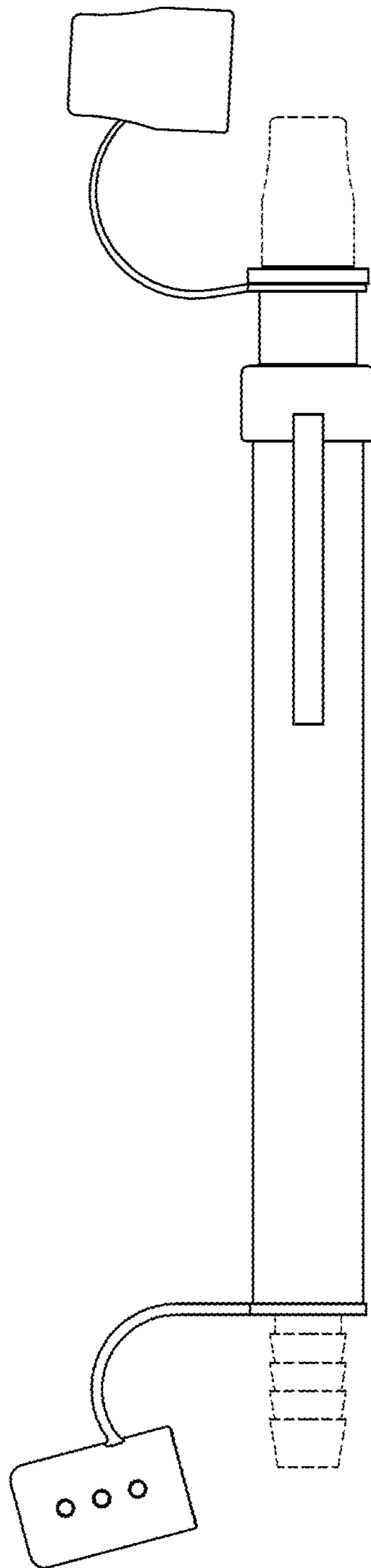


FIG. 8

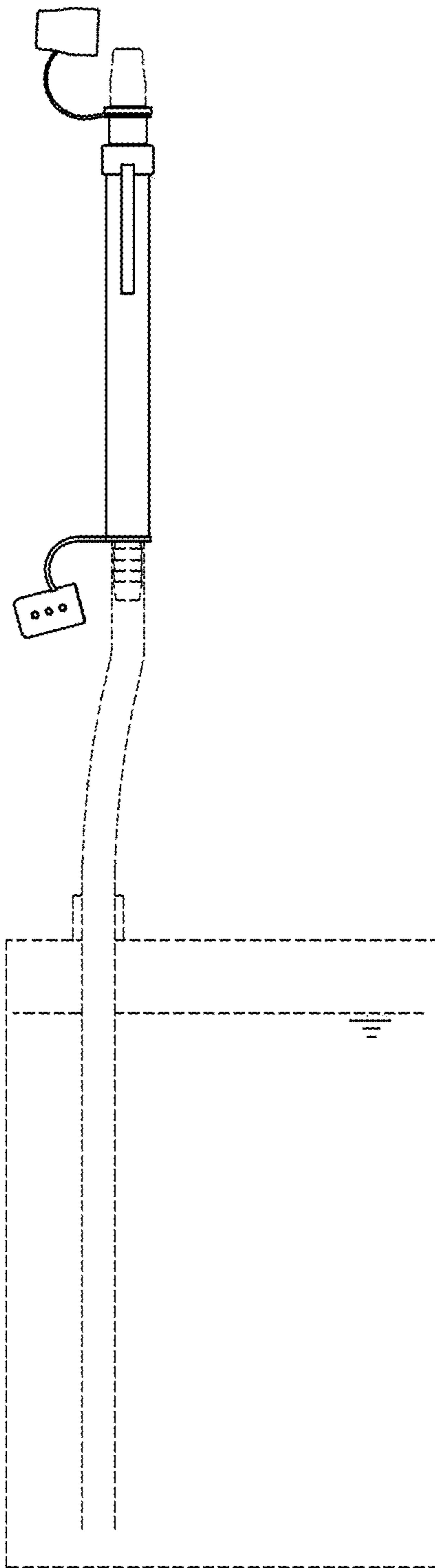


FIG. 9