



US00D830499S

(12) **United States Design Patent**
Cséfalvay et al.

(10) **Patent No.:** **US D830,499 S**

(45) **Date of Patent:** **** Oct. 9, 2018**

(54) **OVAL WASTE WATER PURIFYING DEVICE**

(71) Applicant: **Juraj Cséfalvay**, Tomasov (SK)

(72) Inventors: **Juraj Cséfalvay**, Tomasov (SK); **Ping Wang**, Bratislava (SK)

(73) Assignee: **Juraj Csefalvay** (SK)

(**) Term: **15 Years**

(21) Appl. No.: **29/584,931**

(22) Filed: **Nov. 18, 2016**

(30) **Foreign Application Priority Data**

May 18, 2016 (CN) 2016 3 0186854

(51) **LOC (11) Cl.** **23-01**

(52) **U.S. Cl.**
USPC **D23/207**

(58) **Field of Classification Search**
USPC D23/200, 206-207, 209; D7/388;
220/565, 4.12

CPC B01D 21/0003; B01D 21/0039; B01D
21/02; B01D 21/108; B01D 21/16; C02F
2201/002; C02F 2203/006; B65D 90/02

See application file for complete search history.

(56) **References Cited**

U.S. PATENT DOCUMENTS

D465,257 S * 11/2002 Van Olst B01J 19/30
D23/207
6,889,963 B2 * 5/2005 Niknafs B01D 53/02
261/94
D517,163 S * 3/2006 Pesakovich D23/209
7,189,323 B2 * 3/2007 Lofqvist C02F 3/10
210/150

D571,608 S * 6/2008 Yeung D7/388
D611,568 S * 3/2010 Westrum D23/207
D619,201 S * 7/2010 Westrum D23/207
D628,267 S * 11/2010 Dittmann D23/209
D628,268 S * 11/2010 Dittmann D23/209
D639,899 S * 6/2011 Reid D23/209
D645,160 S * 9/2011 Loken D23/209
D682,390 S * 5/2013 Harder D23/209
D761,380 S * 7/2016 Bahadir D23/209
D785,132 S * 4/2017 Jackson D23/209
D795,992 S * 8/2017 May D23/200
2017/0137212 A1 * 5/2017 Erm B65D 88/528

* cited by examiner

Primary Examiner — Robin V Webster

Assistant Examiner — James C Thorn, Sr.

(74) *Attorney, Agent, or Firm* — Hovey Williams LLP

(57) **CLAIM**

The ornamental design for an oval waste water purifying device, as shown and described.

DESCRIPTION

FIG. 1 is a top perspective of an oval waste water purifying device embodying our design;

FIG. 2 is a top view of the oval waste water purifying device shown in FIG. 1;

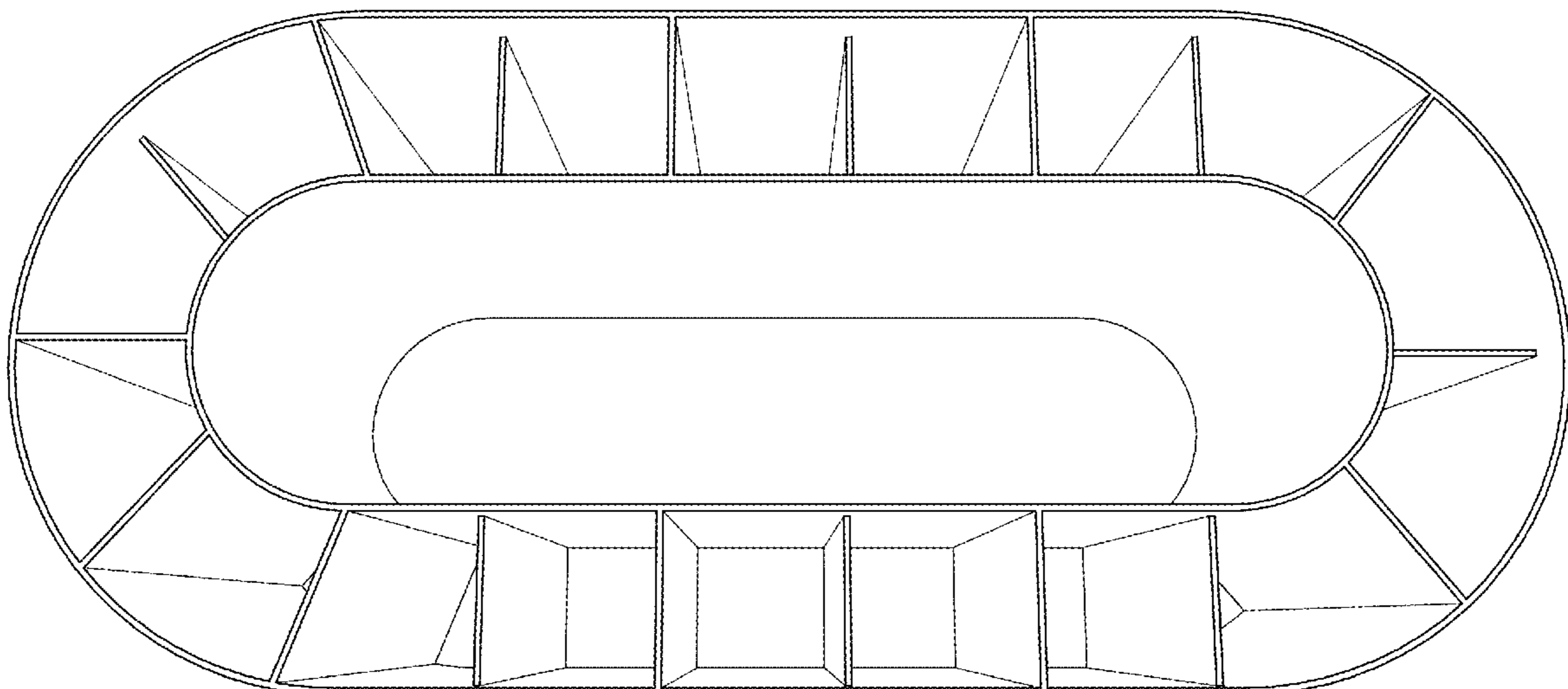
FIG. 3 is a bottom view of the oval waste water purifying device shown in FIGS. 1 and 2;

FIG. 4 is a front perspective of the oval waste water purifying device shown in FIGS. 1-3, with the opposite rear perspective being a mirror image thereof;

FIG. 5 is a side perspective of the oval waste water purifying device shown in FIGS. 1-4, with the opposite side perspective being a mirror image thereof; and,

FIG. 6 is another top perspective of the oval waste water purifying device shown in FIGS. 1-5.

1 Claim, 6 Drawing Sheets



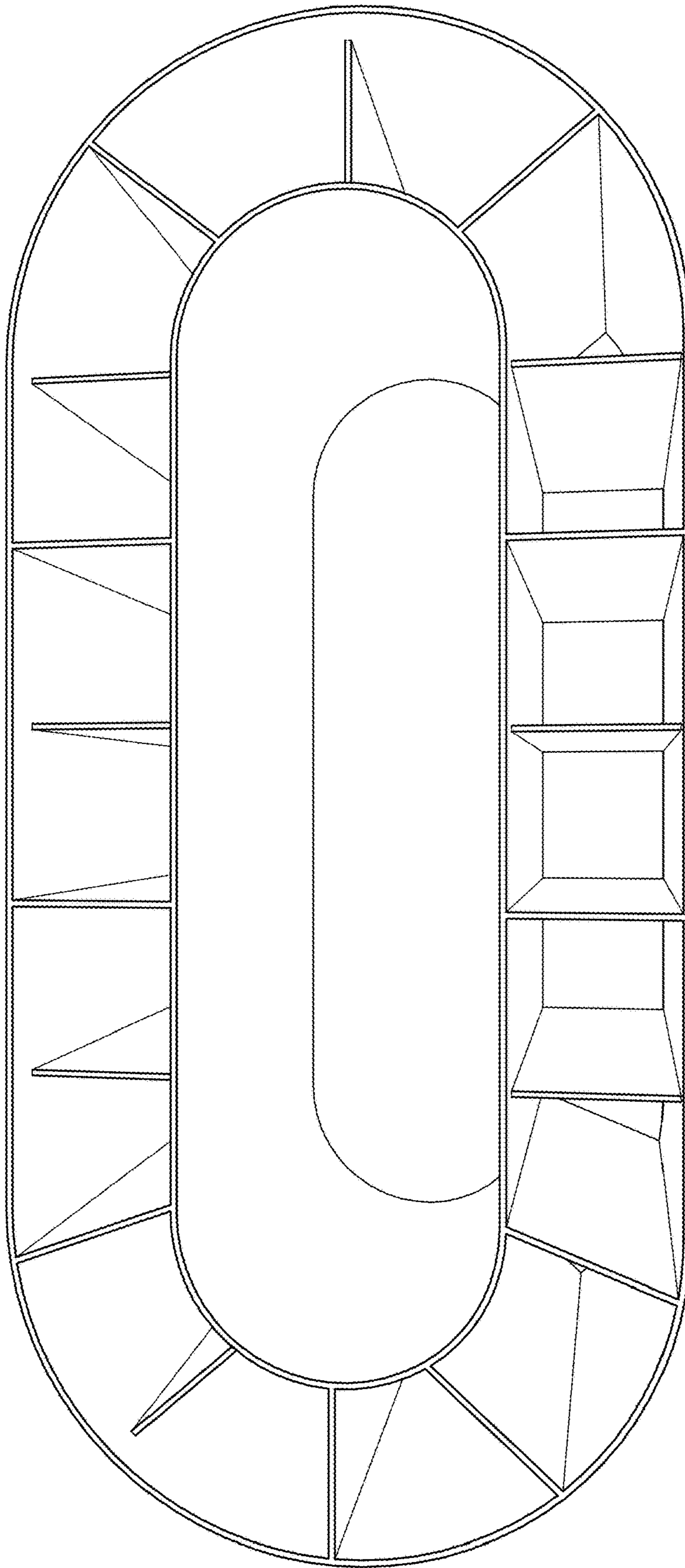


FIG. 1




FIG. 2




FIG. 3




FIG. 4




FIG. 5

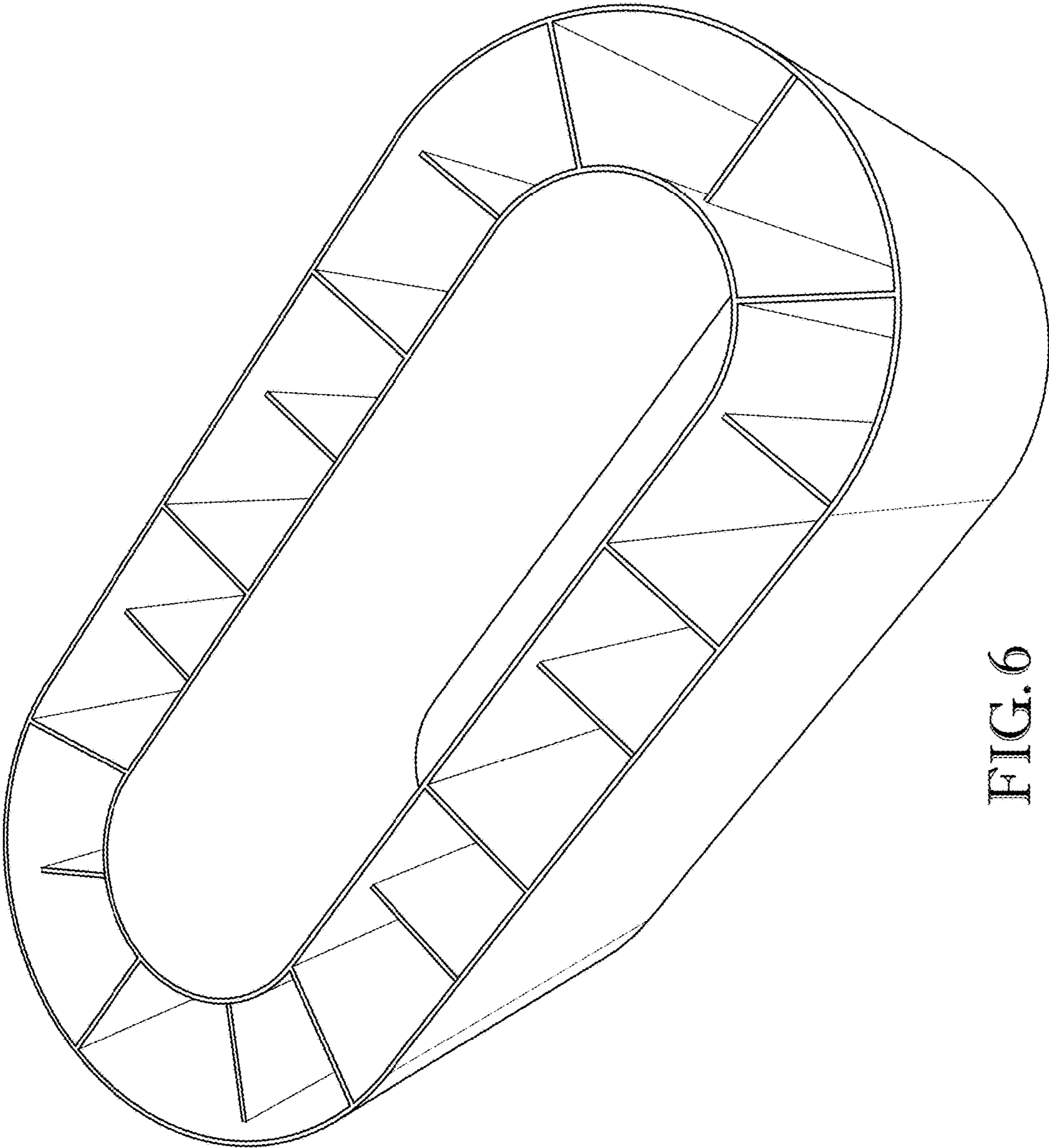


FIG. 6