



US00D830467S

(12) **United States Design Patent**
Nimes et al.

(10) **Patent No.:** **US D830,467 S**
(45) **Date of Patent:** **** Oct. 9, 2018**

- (54) **RATTLE**
- (71) Applicant: **OgoSport LLC**, Brooklyn, NY (US)
- (72) Inventors: **Benjamin Dominic Nimes**, Brooklyn, NY (US); **Kevin Williams**, Sprakers, NY (US)
- (73) Assignee: **Ogosport LLC**, Brooklyn, NY (US)
- (**) Term: **15 Years**
- (21) Appl. No.: **29/622,352**
- (22) Filed: **Oct. 17, 2017**
- (51) **LOC (11) Cl.** **21-01**
- (52) **U.S. Cl.**
USPC **D21/408; D21/707**
- (58) **Field of Classification Search**
USPC D21/398, 707-714, 405, 406, 408;
D30/160; 446/219, 227, 267, 418, 419,
446/421, 431, 437, 438, 485, 491;
473/569-577, 593-615; 119/707-711;
428/11; D24/194
CPC ... A63B 37/00; A63B 37/0001; A63B 37/007;
A63B 37/0098; A63B 39/00; A63B
2039/003; A63B 41/00; A63B 43/00;
A63B 43/002; A63B 43/004; A63B
43/005; A63B 43/007; A63B 43/008;
A63B 43/02; A63B 43/04; A63B 43/06;
A63B 2043/001; A63B 65/00; A63B
65/06; A63B 65/12; A63B 65/122; A63B
65/125; A63H 5/00; A63H 33/005; A63H
33/006; A63H 33/18; A01K 15/025;
A01K 15/026
See application file for complete search history.

(56) **References Cited**

U.S. PATENT DOCUMENTS

- 1,185,341 A * 5/1916 Morse A63H 5/00
446/265
- D74,569 S 2/1928 Kafka

- 2,436,174 A 2/1948 Myers
- 3,671,039 A * 6/1972 Niewolak A63B 67/002
273/317.9
- 3,768,202 A 10/1973 Wheelock
- 3,889,950 A 6/1975 Kasravi
- D263,608 S * 3/1982 Loewenton D21/406
- D277,585 S * 2/1985 Tapdrup D21/408
- D298,957 S 12/1988 Van, Jr.
- D308,994 S 7/1990 Norman
- D312,102 S * 11/1990 Klitsner D21/408
- D324,549 S * 3/1992 Rylands D21/408
- D393,020 S 3/1998 Arcos
- D407,869 S * 4/1999 Wang D21/408

(Continued)

FOREIGN PATENT DOCUMENTS

- CN 302243487 * 12/2012
- CN 302469019 * 6/2013

(Continued)

Primary Examiner — Catherine A Tuttle

(74) *Attorney, Agent, or Firm* — Kane Kessler, P.C.;
Barry E. Negrin

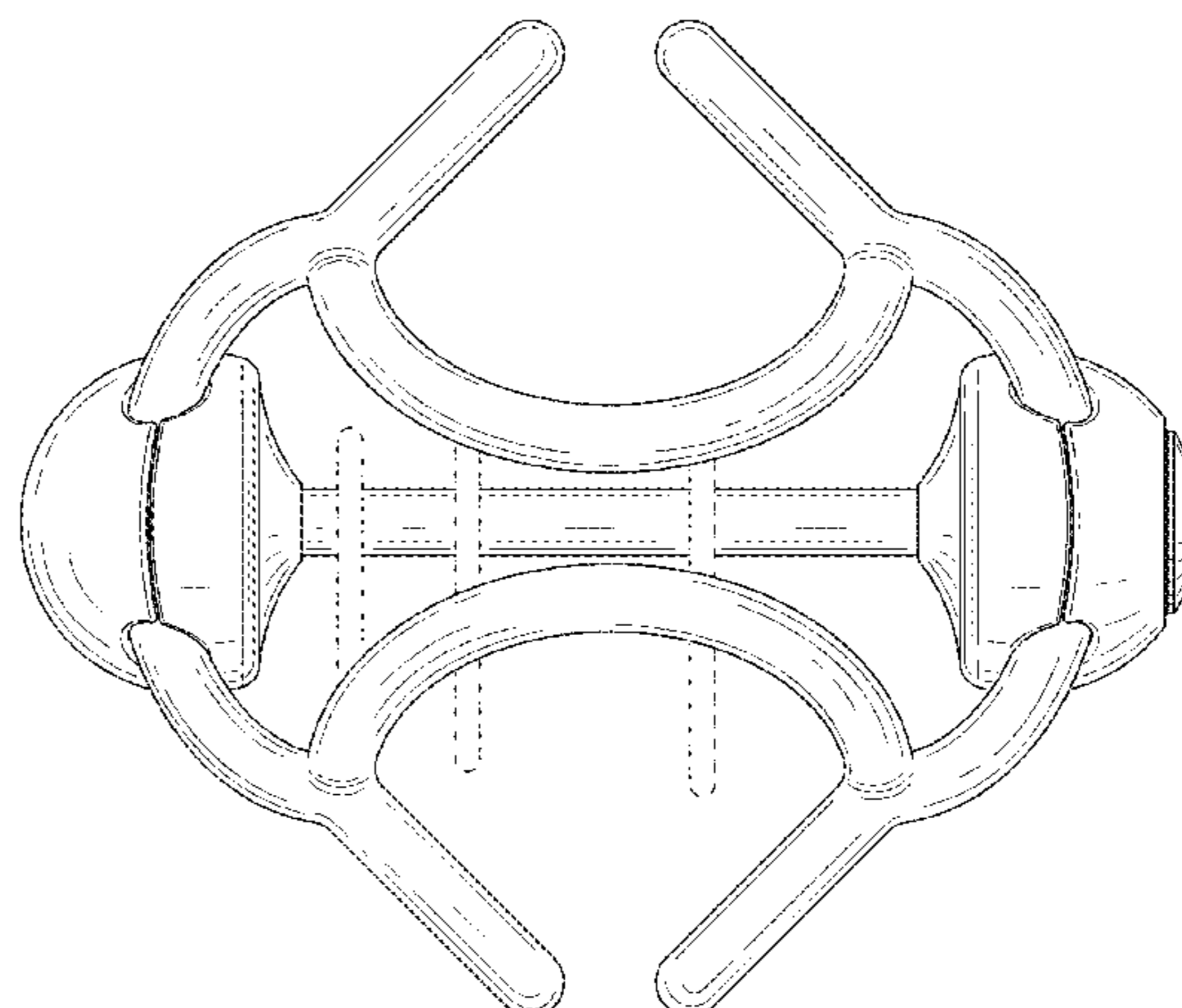
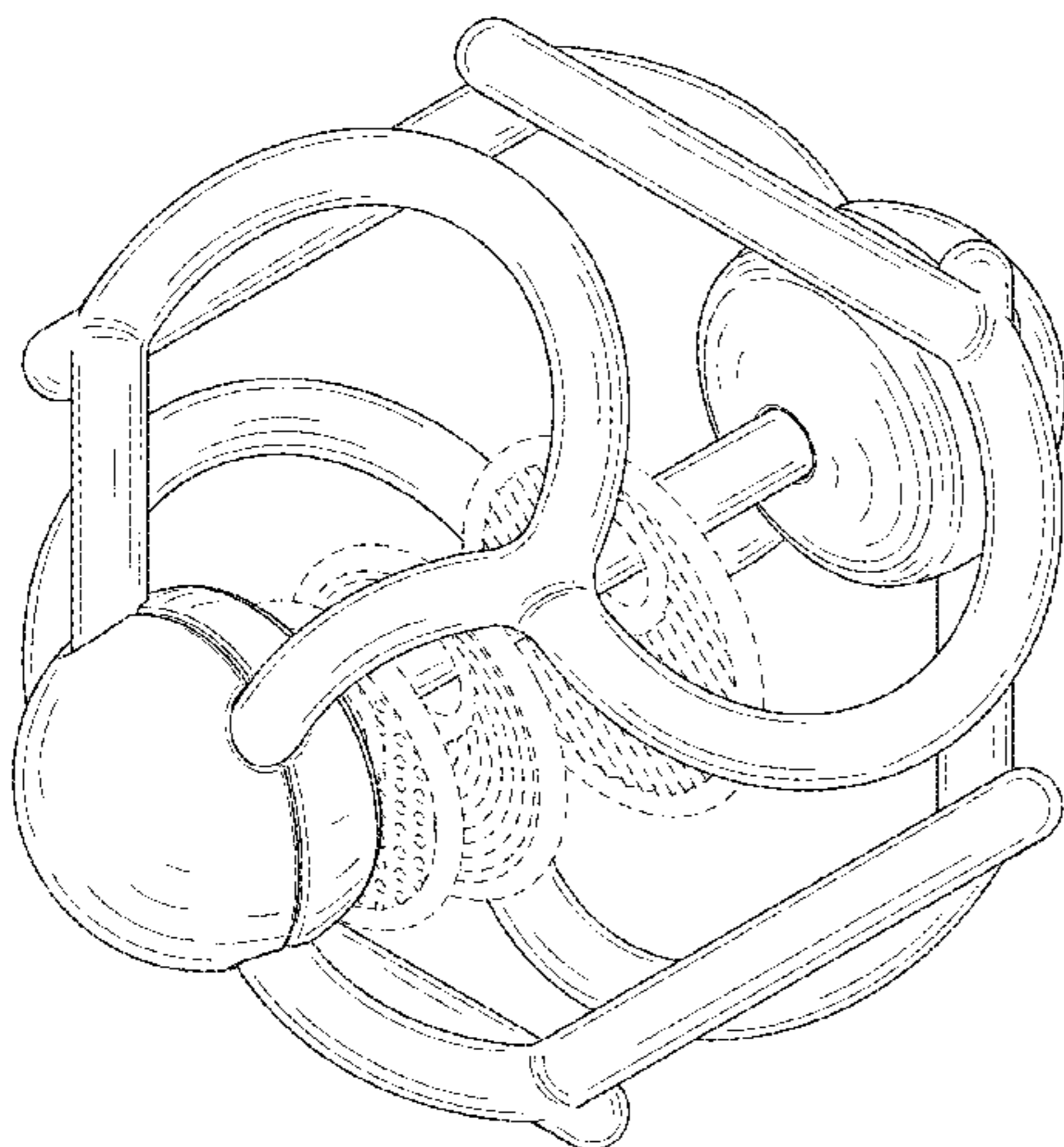
(57) **CLAIM**

The ornamental design for a rattle, as shown and described.

DESCRIPTION

FIG. 1 is a perspective view of a rattle showing our new design;
 FIG. 2 is a left elevational view thereof;
 FIG. 3 is a right elevational view thereof;
 FIG. 4 is a front elevational view thereof;
 FIG. 5 is a rear elevational view thereof;
 FIG. 6 is a top plan view thereof; and,
 FIG. 7 is a bottom plan view thereof.
 The dashed lines are included for the purpose of illustrating the portions of the rattle that form no part of the claimed design.

1 Claim, 7 Drawing Sheets



(56)

References Cited

U.S. PATENT DOCUMENTS

D418,565 S 1/2000 Burgess
 D473,021 S 4/2003 Gourley
 D475,487 S 6/2003 DeAngelis
 D477,441 S 7/2003 Willinger
 D489,494 S 5/2004 Silvergate
 D497,396 S * 10/2004 Wechsler D21/398
 D498,274 S 11/2004 Wechsler
 D505,524 S 5/2005 DeAngelis
 D530,755 S 10/2006 Wechsler
 D563,609 S 3/2008 Gick
 D576,235 S 9/2008 Zawitz
 D596,248 S 7/2009 Silvergate
 D610,215 S * 2/2010 Wechsler D21/707
 D646,735 S 10/2011 Nichols
 D690,785 S 10/2013 Silvergate
 D779,001 S * 2/2017 Nimes D21/707
 D779,002 S * 2/2017 Nimes D21/707

2002/0124811 A1 9/2002 Willinger
 2008/0090486 A1 4/2008 Zawitz
 2010/0056310 A1 3/2010 Silvergate
 2010/0294211 A1 11/2010 Tsengas
 2011/0212798 A1 9/2011 Zawitz
 2016/0107047 A1 4/2016 Canobbio

FOREIGN PATENT DOCUMENTS

CN 303182404 4/2015
 CN 303349051 * 8/2015
 CN 303950780 * 11/2016
 CN 304032434 * 2/2017
 CN 304266116 * 9/2017
 CN 304293945 * 9/2017
 DE 181374 8/1929
 EM 01156822-0001 11/2009
 EM 003042555-0001 * 4/2016
 WO D083478-0003 4/2015

* cited by examiner

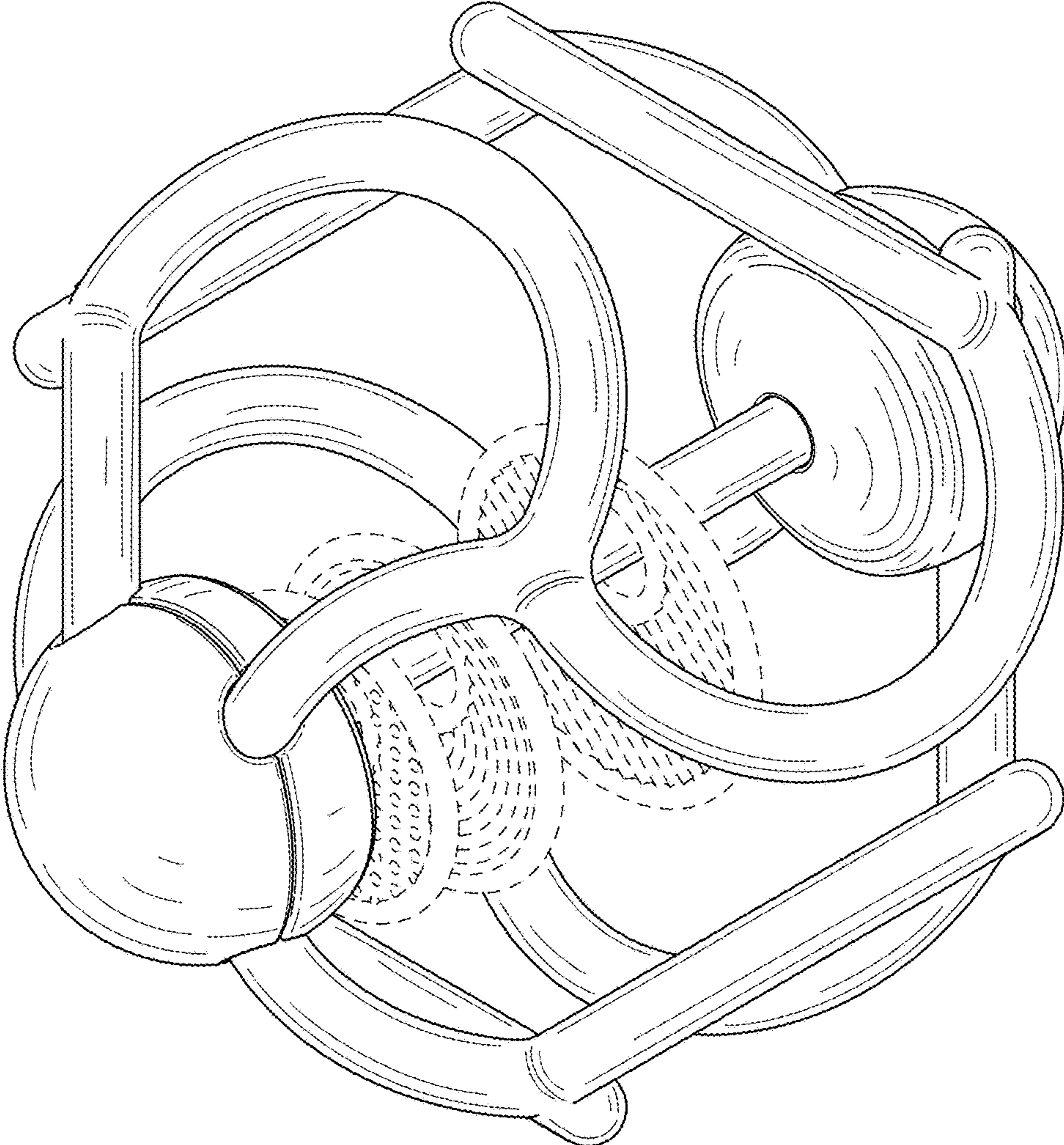


FIG. 1

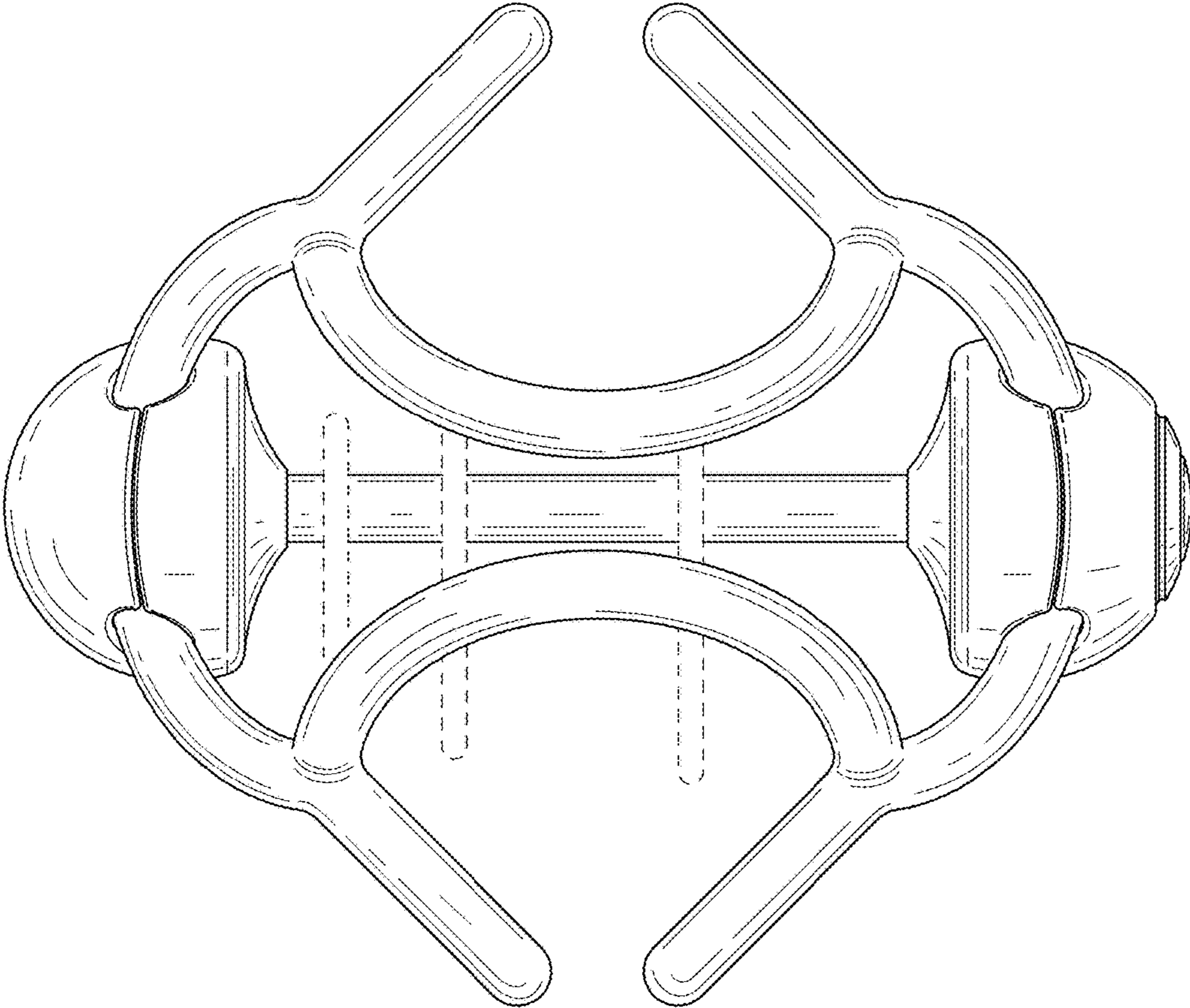


FIG. 2

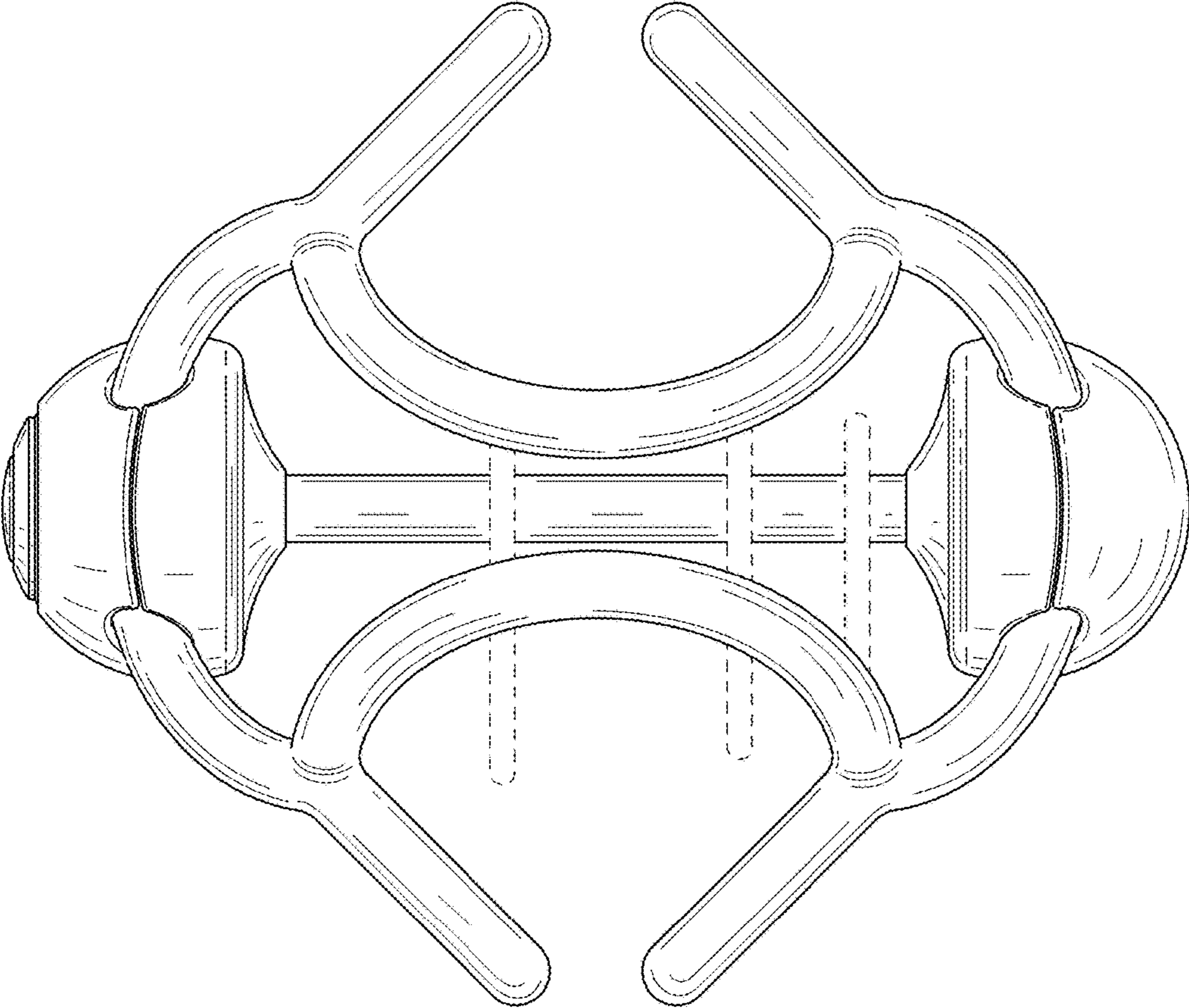


FIG. 3

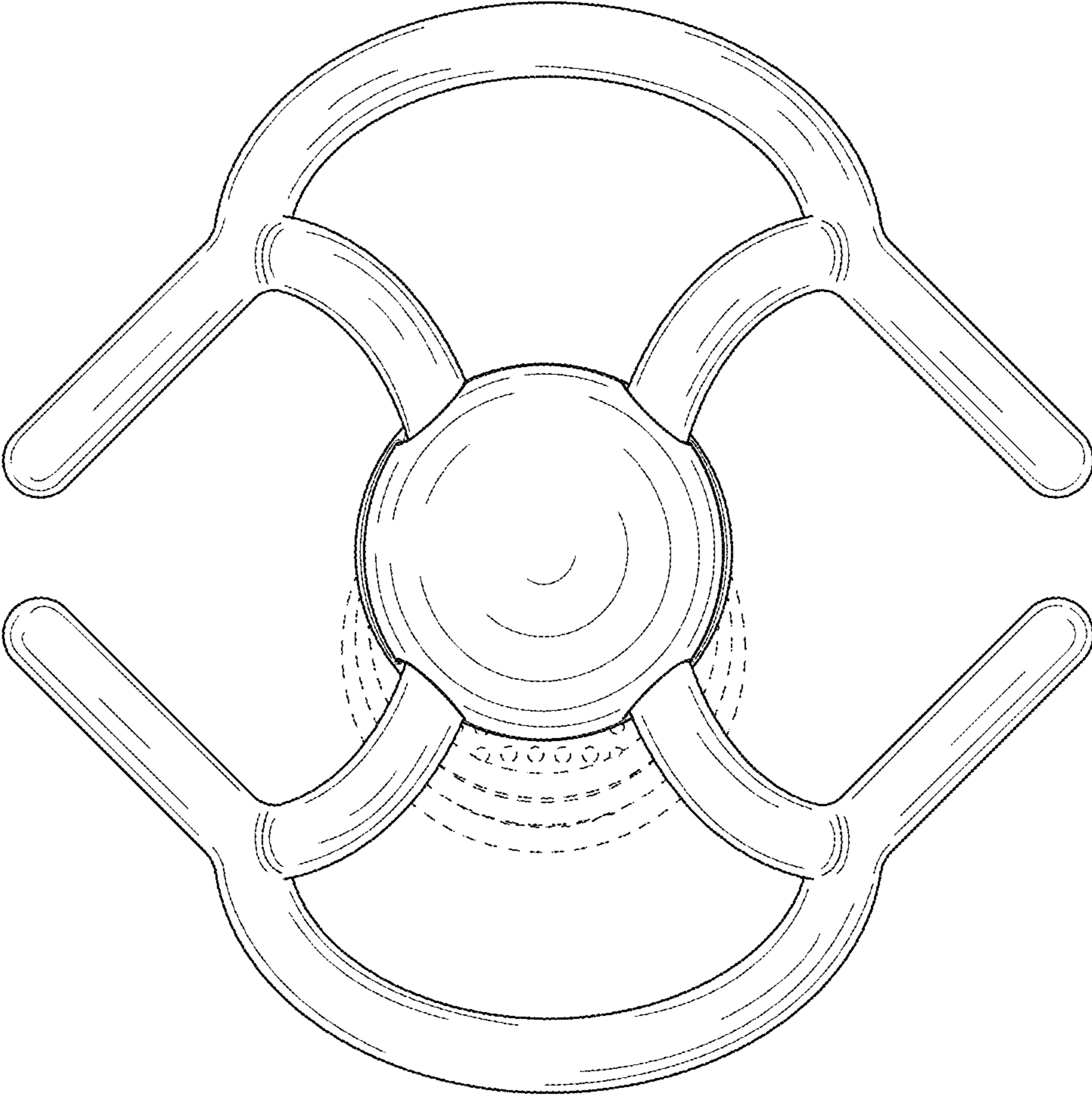


FIG. 4

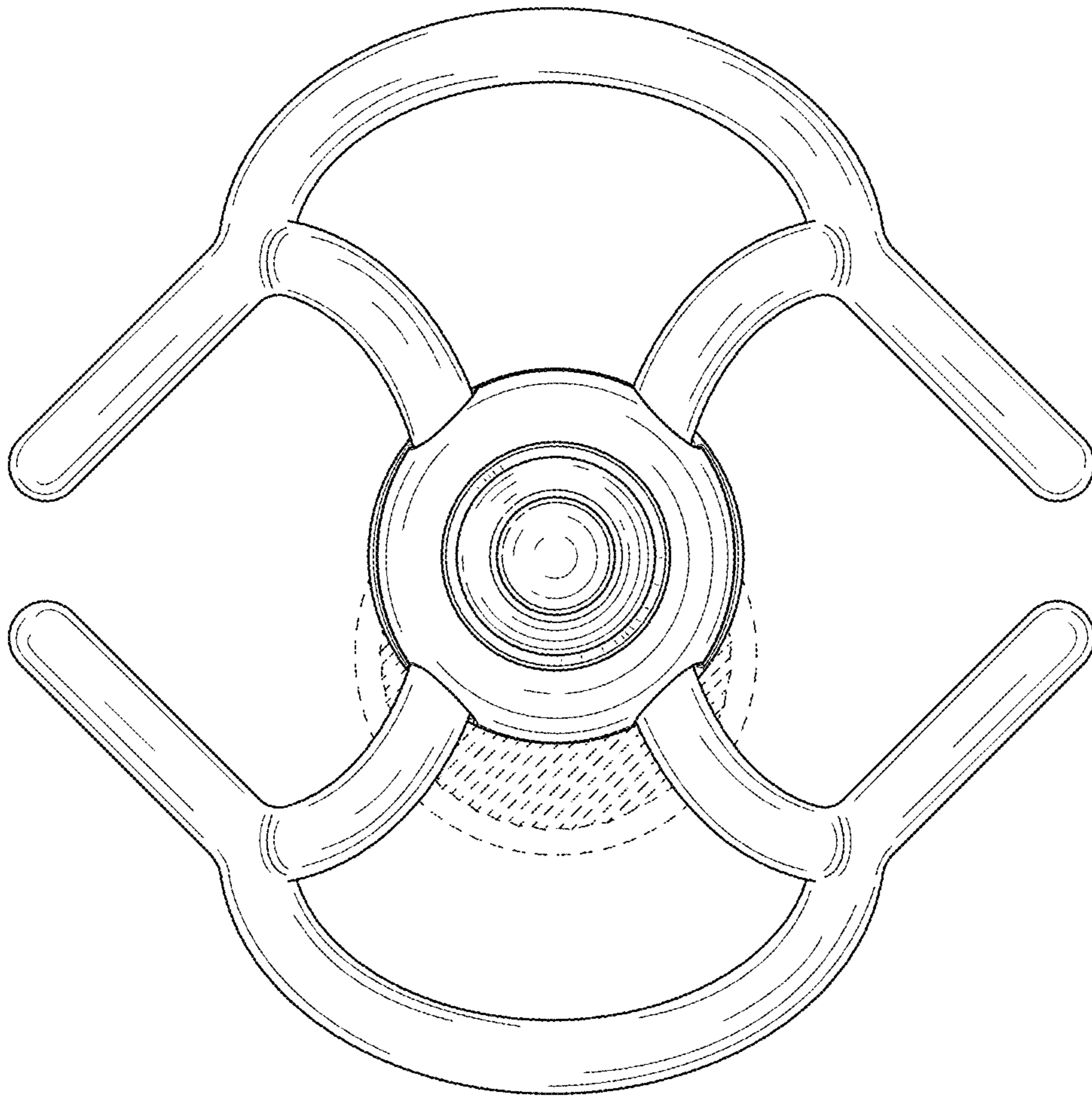


FIG. 5

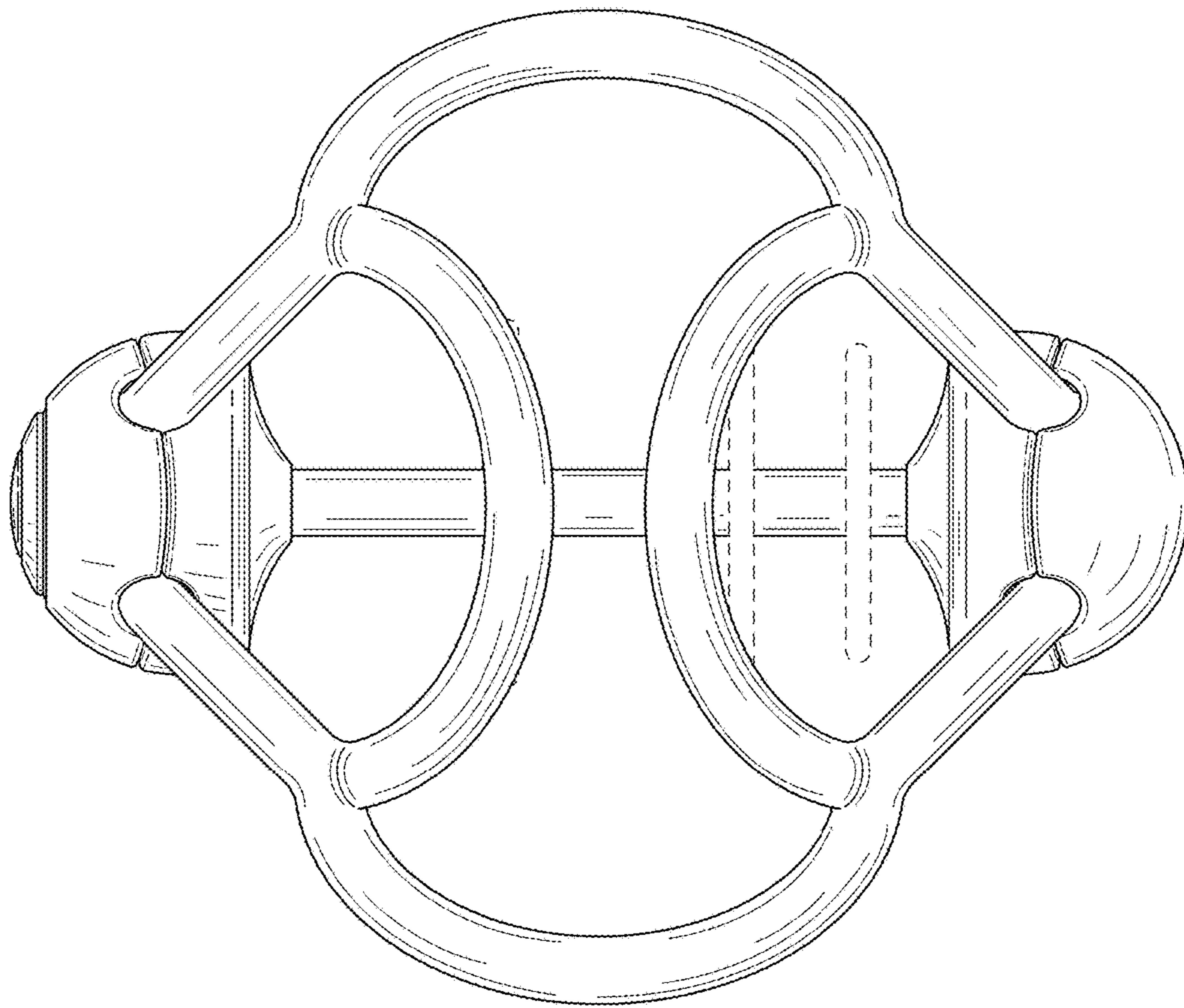


FIG. 6

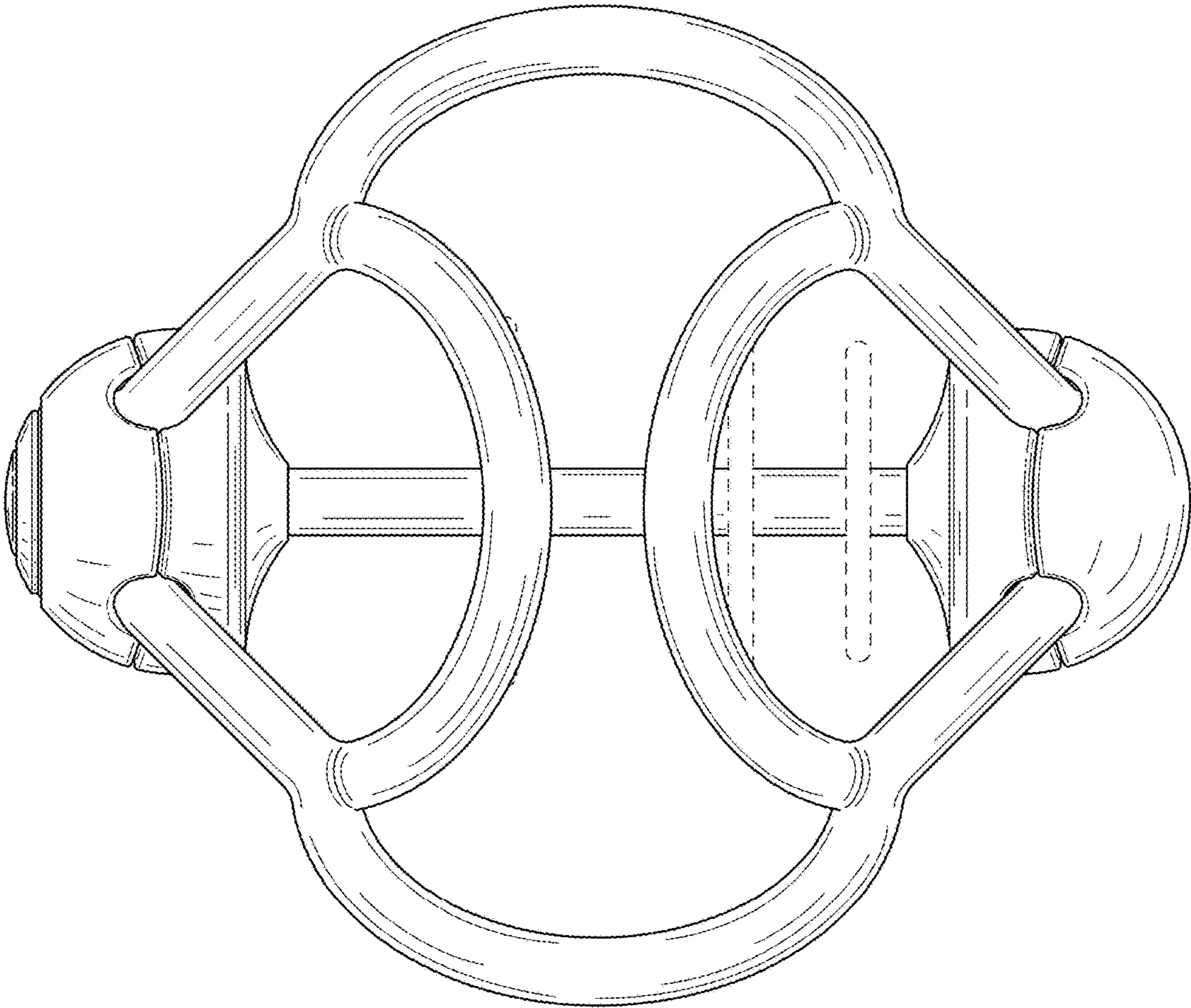


FIG. 7