



US00D830463S

(12) **United States Design Patent** (10) **Patent No.:** **US D830,463 S**
Chen et al. (45) **Date of Patent:** **** Oct. 9, 2018**

(54) **BEVERAGE MACHINE**

11/46; G07F 11/54; G07F 11/62; G07F 11/165; G07F 5/00; G07F 5/18; G07F 13/00; G07F 13/10

(71) Applicant: **Hisense Ronshen (Guangdong) Refrigerator Co., Ltd.**, Guangdong (CN)

See application file for complete search history.

(72) Inventors: **Jia Chen**, Guangdong (CN); **Xiang Wu**, Guangdong (CN); **Xianhui Xu**, Guangdong (CN)

(56) **References Cited**

U.S. PATENT DOCUMENTS

(73) Assignee: **HISENSE RONSHEN (GUANGDONG) REFRIGERATOR CO., LTD.**, Foshan, Guangdong (CN)

2,735,578	A	2/1956	Woodruff	
5,947,330	A	9/1999	Kim	
6,234,071	B1	5/2001	Catarain Arregui	
D747,414	S *	1/2016	Chen	D20/1
D759,757	S *	6/2016	Chen	D20/1
D785,709	S *	5/2017	Chen	D20/1
2002/0166872	A1	11/2002	Guindulain Vidondo	
2005/0000974	A1	1/2005	Chirnomas	
2015/0013545	A1	1/2015	Egli et al.	

(**) Term: **15 Years**

* cited by examiner

(21) Appl. No.: **29/600,445**

Primary Examiner — Mary Ann Calabrese
(74) *Attorney, Agent, or Firm* — Muncy, Geissler, Olds & Lowe, P.C.

(22) Filed: **Apr. 12, 2017**

Related U.S. Application Data

(62) Division of application No. 29/513,532, filed on Dec. 31, 2014, now Pat. No. Des. 785,709.

(57) **CLAIM**

The ornamental design for a beverage machine, as shown and described.

(30) **Foreign Application Priority Data**

Sep. 22, 2014 (CN) 2014 3 0352370

DESCRIPTION

(51) **LOC (11) Cl.** **20-01**

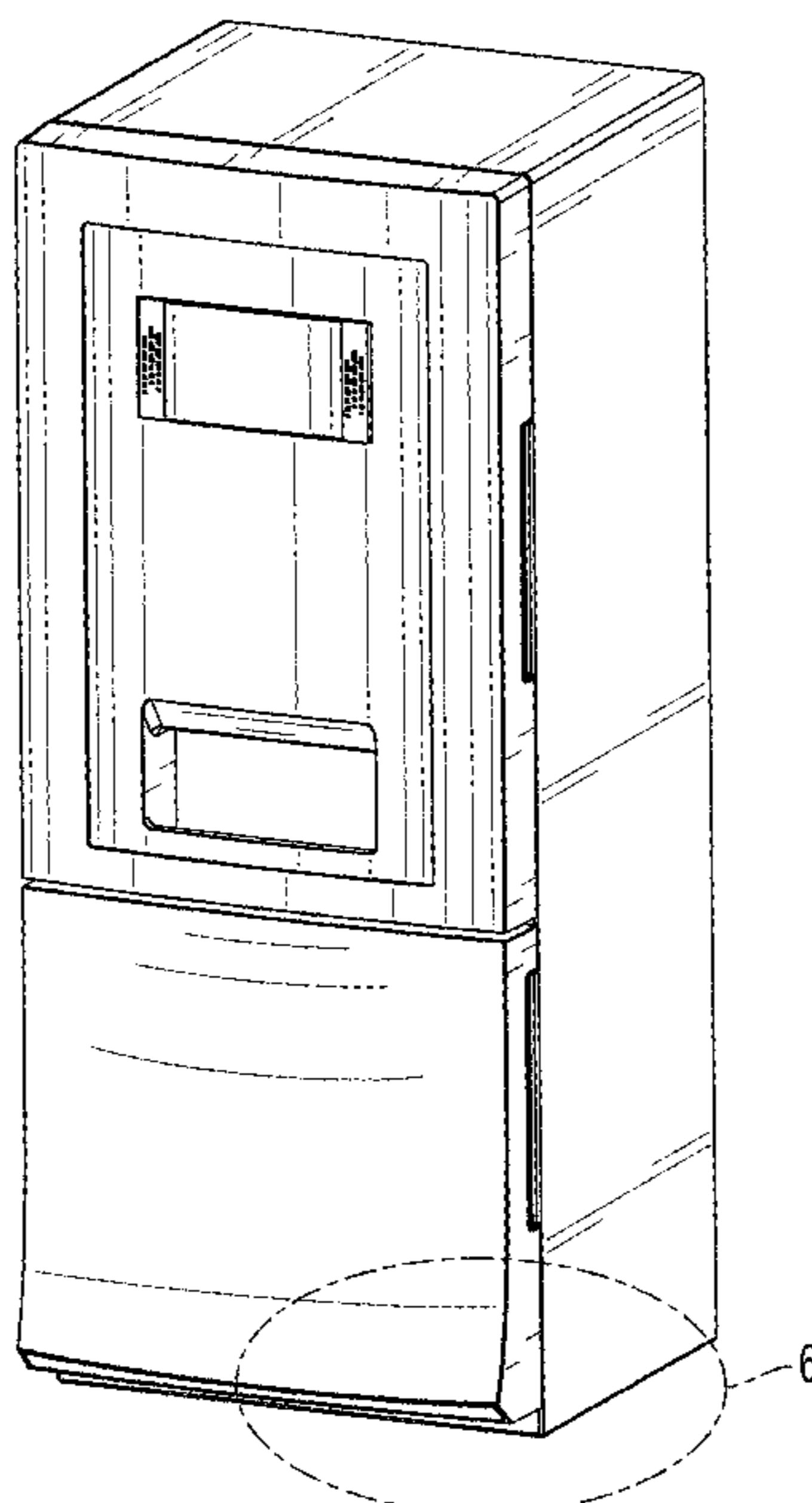
(52) **U.S. Cl.**
USPC **D20/1**

(58) **Field of Classification Search**
USPC D20/1-9; D15/79, 81, 89; D7/300, D7/306-308

CPC . G07F 7/00; G07F 7/06; G07F 7/0609; G07F 7/069; G07F 9/026; G07F 9/10; G07F 9/16; G07F 11/00; G07F 11/005; G07F 11/007; G07F 11/02; G07F 11/04; G07F 11/10; G07F 11/14; G07F 11/32; G07F

FIG. 1 is a front elevational view of a beverage machine showing our new design;
FIG. 2 is a left side view thereof;
FIG. 3 is a right side view thereof;
FIG. 4 is a top plan view thereof, the bottom thereof being substantially flat and unornamented;
FIG. 5 is a front, right perspective view thereof; and,
FIG. 6 is an enlarged view of portion 6 of FIG. 5.

1 Claim, 5 Drawing Sheets






FIG. 1




FIG. 2

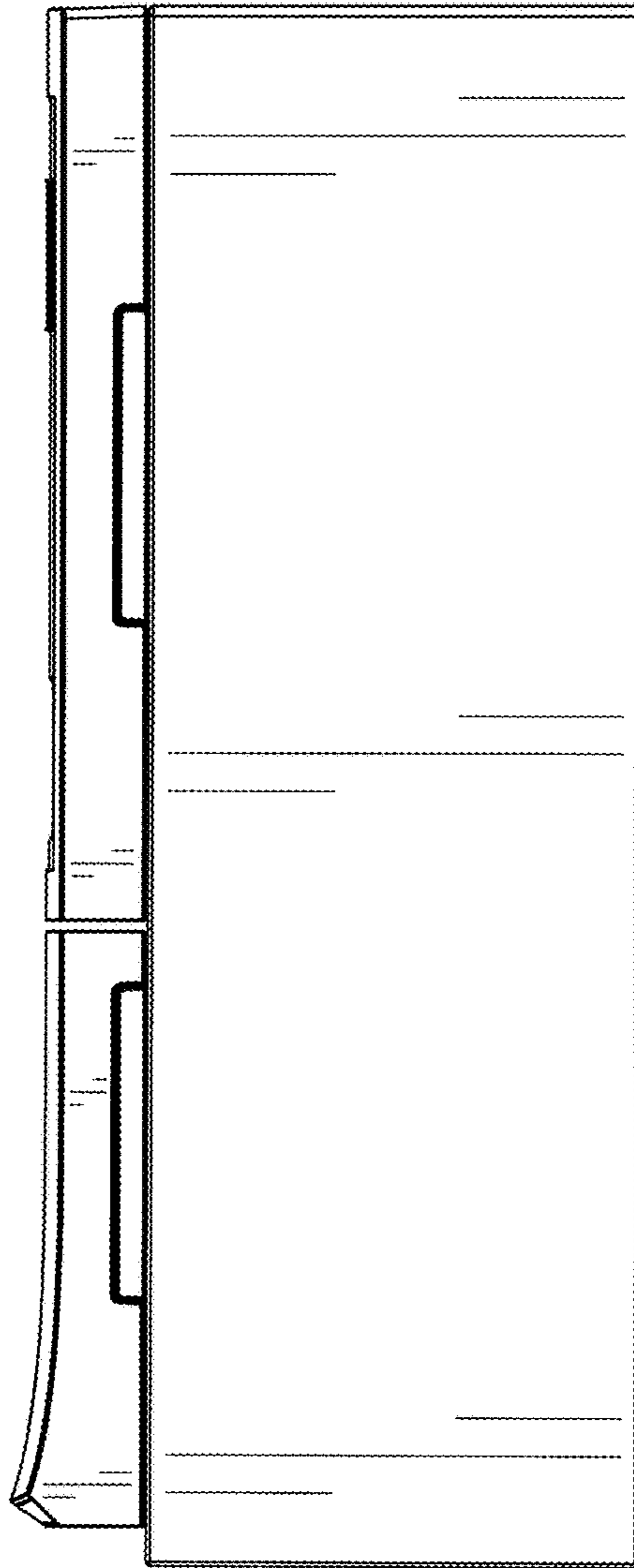


FIG. 3

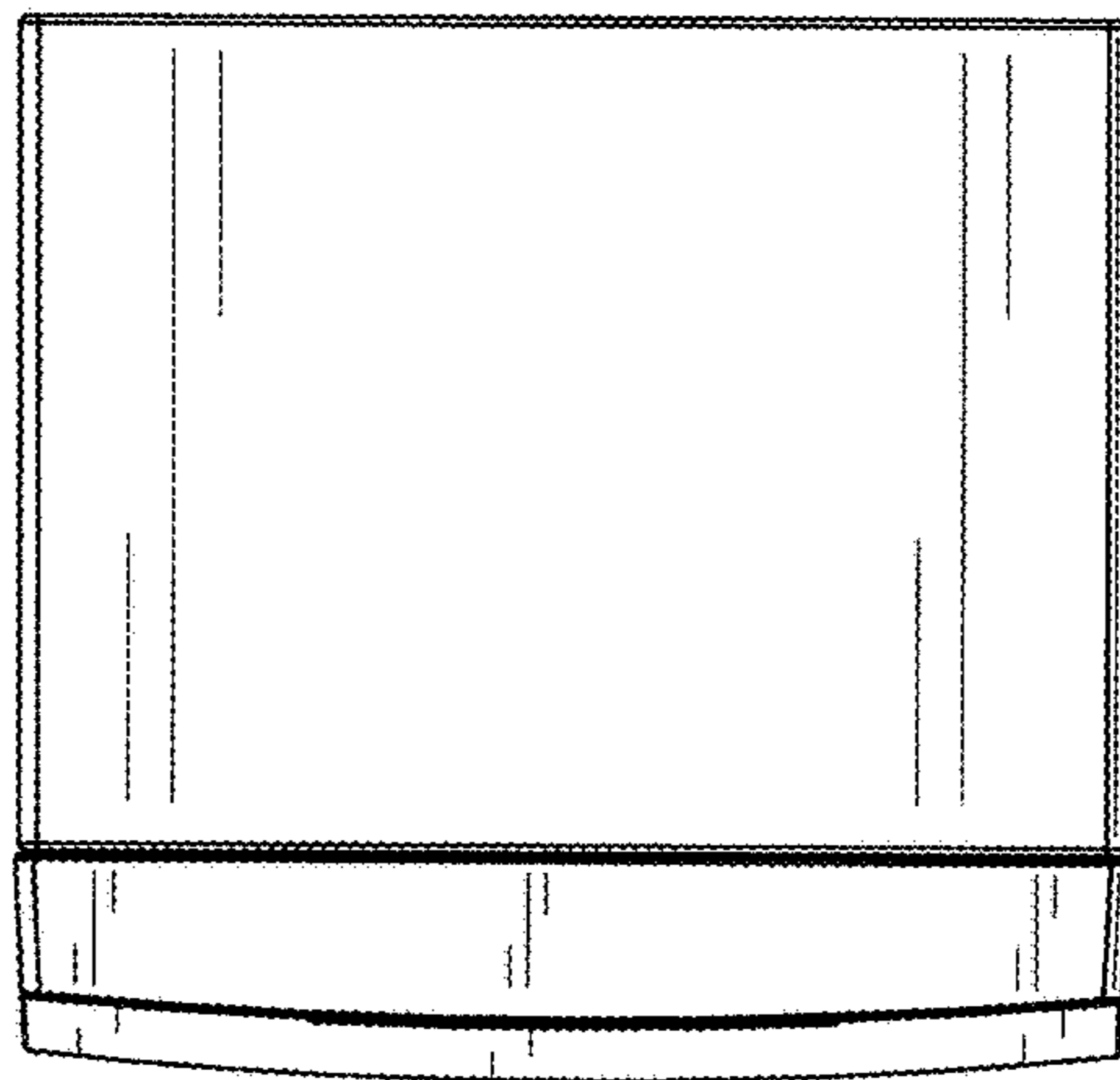


FIG. 4

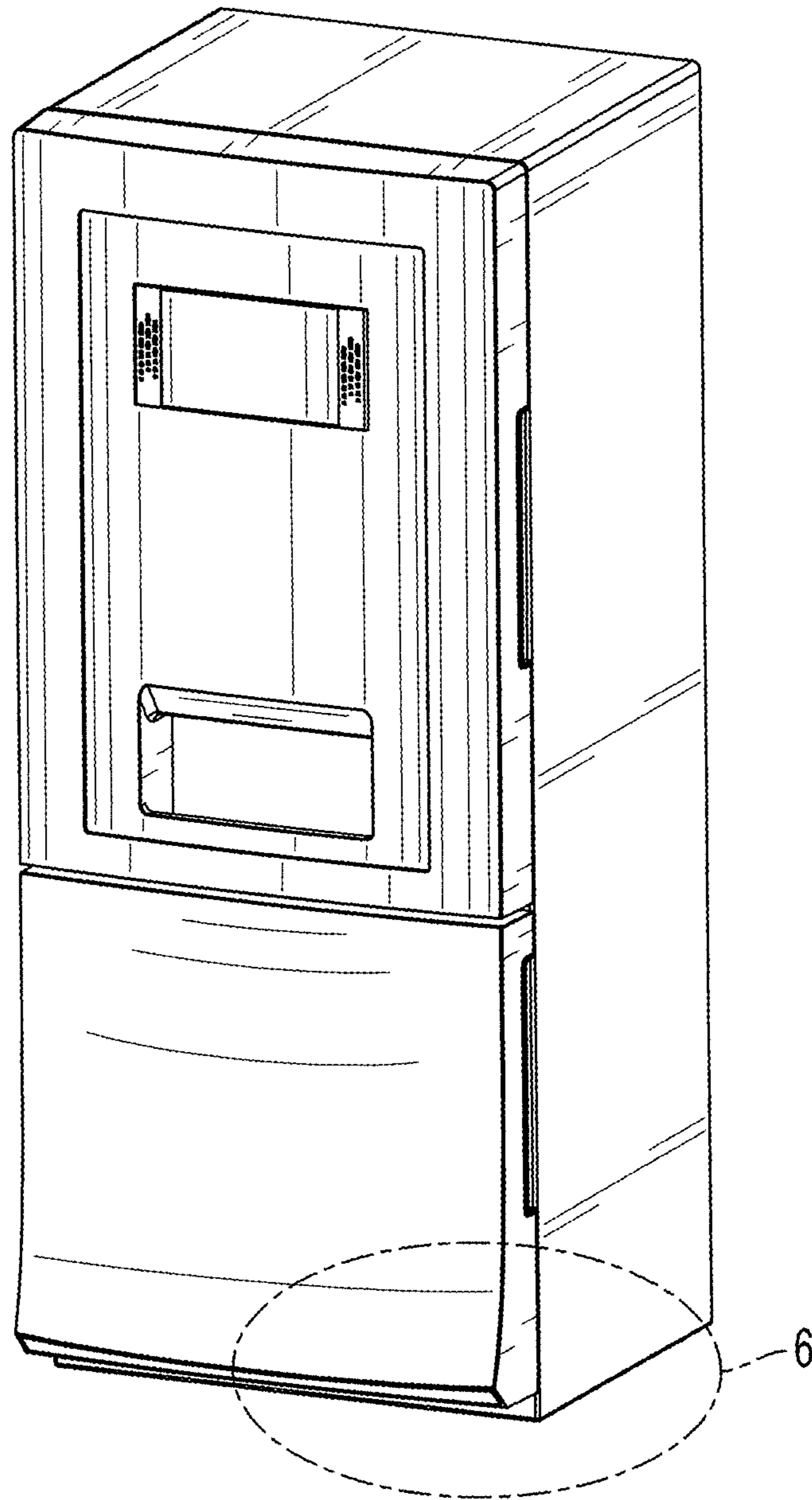


FIG. 5

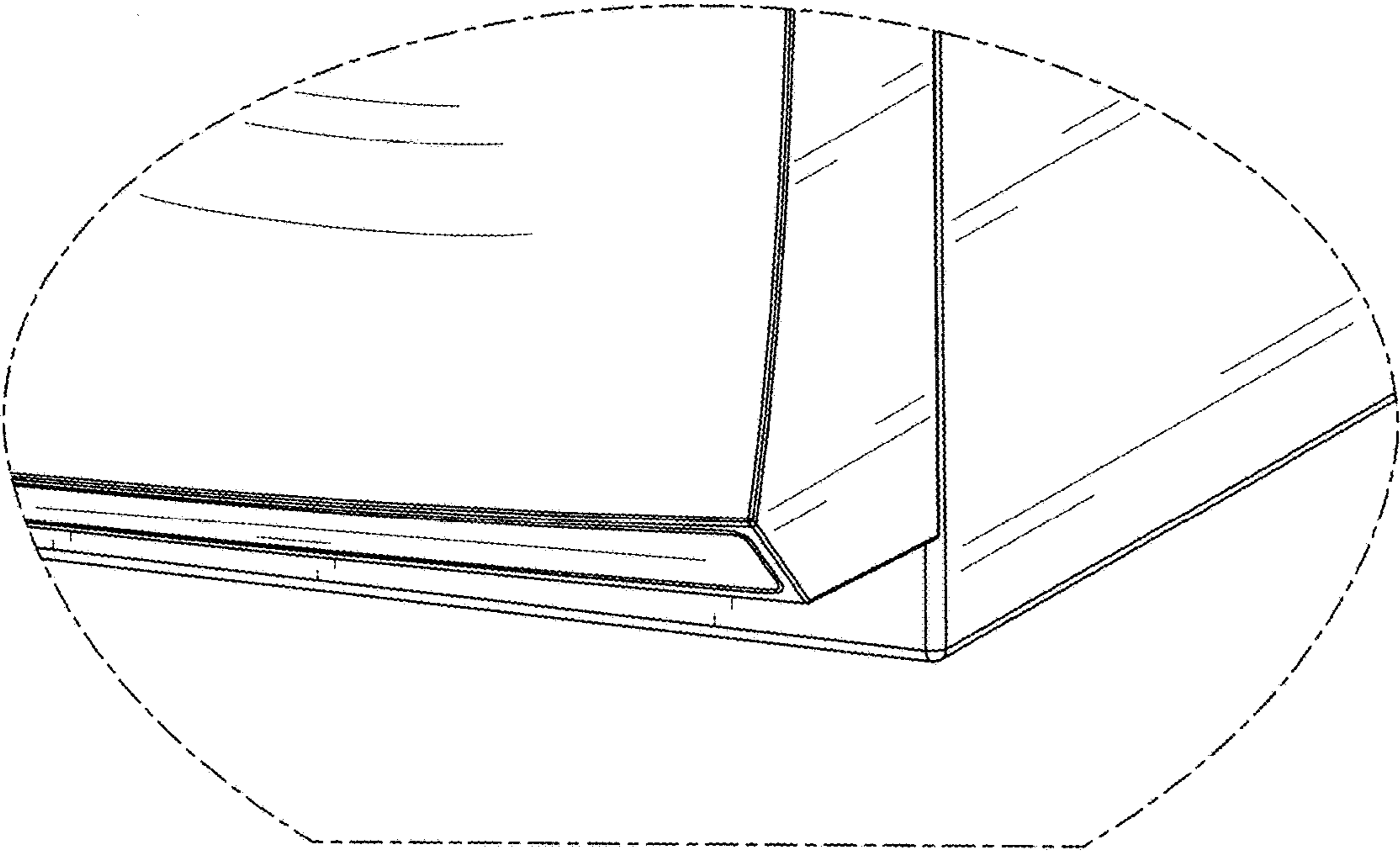


FIG. 6