



US00D830436S

(12) **United States Design Patent**  
**Xu et al.**

(10) **Patent No.:** **US D830,436 S**  
(45) **Date of Patent:** **\*\* Oct. 9, 2018**

(54) **BASE OF AN INTELLIGENT ROBOT**

(71) Applicant: **Yutou Technology (Hangzhou) Co., Ltd.**, Hangzhou, Zhejiang (CN)

(72) Inventors: **Jian Xu**, Hangzhou (CN); **Gangying Du**, Hangzhou (CN); **Yi Chen**, Hangzhou (CN); **Chengkan Lv**, Hangzhou (CN)

(73) Assignee: **Yutou Technology (Hangzhou) Co., Ltd.**, Hangzhou, Zhejiang (CN)

(\*\*) Term: **15 Years**

(21) Appl. No.: **29/560,859**

(22) Filed: **Apr. 11, 2016**

(30) **Foreign Application Priority Data**

Oct. 13, 2015 (CN) ..... 2015 3 0394179

(51) **LOC (11) Cl.** ..... **15-99**

(52) **U.S. Cl.**  
USPC ..... **D15/199**

(58) **Field of Classification Search**  
USPC ..... D15/199; D21/578-583, 621, 622  
CPC ..... B25J 9/044; B25J 9/102; G06F 3/0485;  
Y10T 74/20305

See application file for complete search history.

(56) **References Cited**

**U.S. PATENT DOCUMENTS**

D549,756 S \* 8/2007 Park ..... D15/199  
D589,669 S \* 3/2009 Cheng ..... D34/4

9,092,021 B2 \* 7/2015 Wong ..... G05B 19/04  
D746,886 S \* 1/2016 Breazeal ..... D15/199  
D766,644 S \* 9/2016 Huang ..... D15/199  
2001/0031604 A1 \* 10/2001 Hornsby ..... A63H 33/00  
446/427  
2004/0093650 A1 \* 5/2004 Martins ..... B25J 5/007  
180/167  
2007/0293995 A1 \* 12/2007 Sun ..... G05D 1/0227  
701/23  
2008/0269972 A1 \* 10/2008 Sun ..... G05D 1/0227  
701/23  
2014/0111812 A1 \* 4/2014 Baeg ..... G01B 11/25  
356/610  
2015/0336276 A1 \* 11/2015 Song ..... B25J 11/001  
700/253

\* cited by examiner

*Primary Examiner* — Patricia Ann Palasik

(74) *Attorney, Agent, or Firm* — The Dobrusin Law Firm, PC

(57) **CLAIM**

The ornamental design for a base of an intelligent robot, as shown and described.

**DESCRIPTION**

FIG. 1 is a front view of a base in accordance with the present new design;

FIG. 2 is a rear view of the base design of FIG. 1;

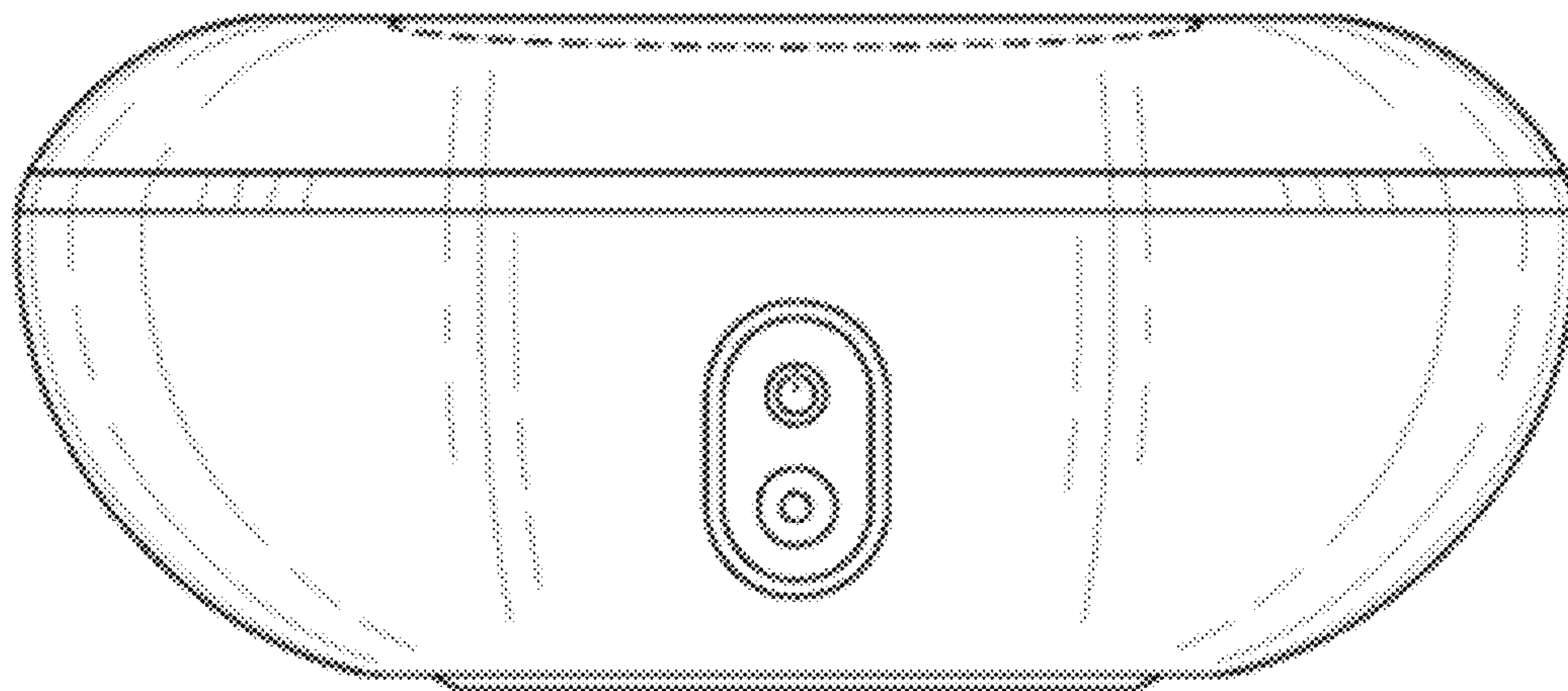
FIG. 3 is a top view of the base design of FIG. 1;

FIG. 4 is a bottom view of the base design of FIG. 1;

FIG. 5 is a left view of the base design of FIG. 1; and,

FIG. 6 is a right view of the base design of FIG. 1.

**1 Claim, 3 Drawing Sheets**



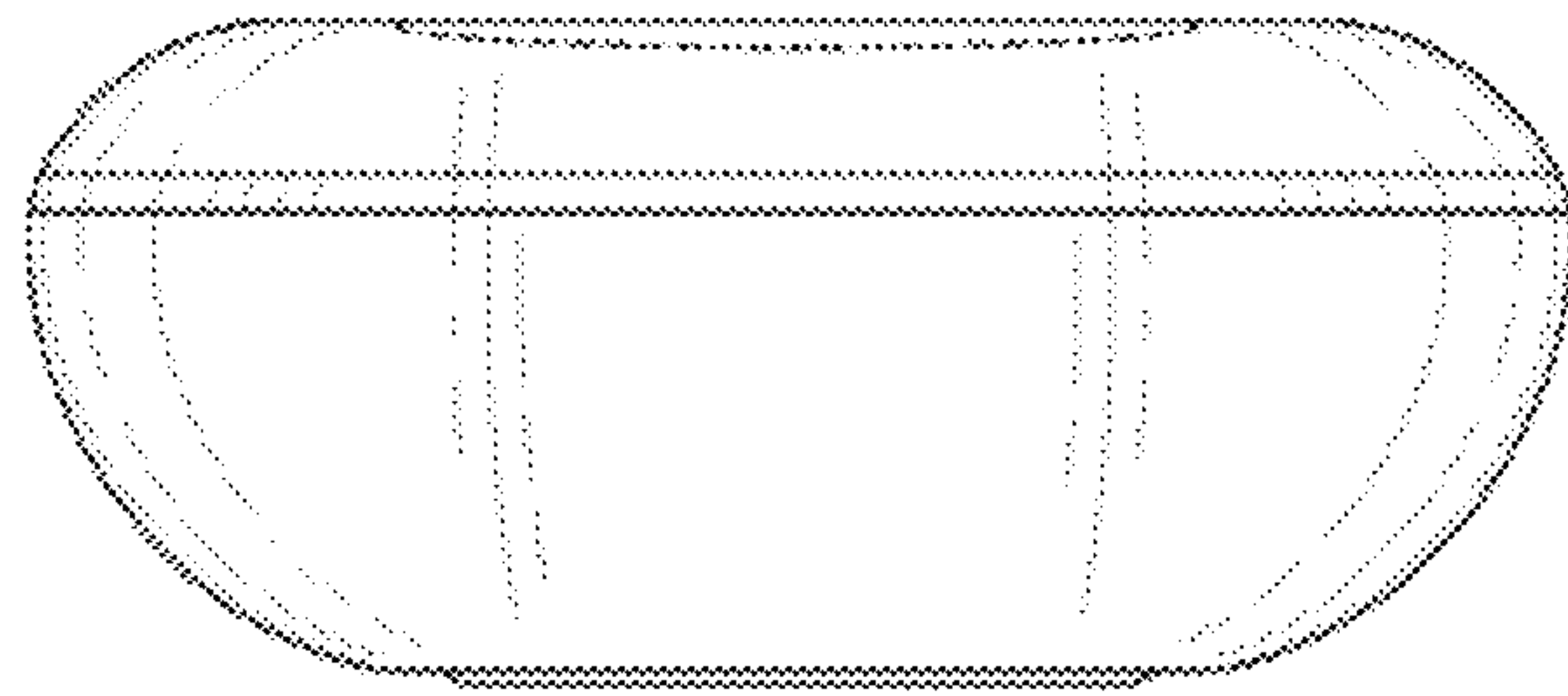


FIG. 1

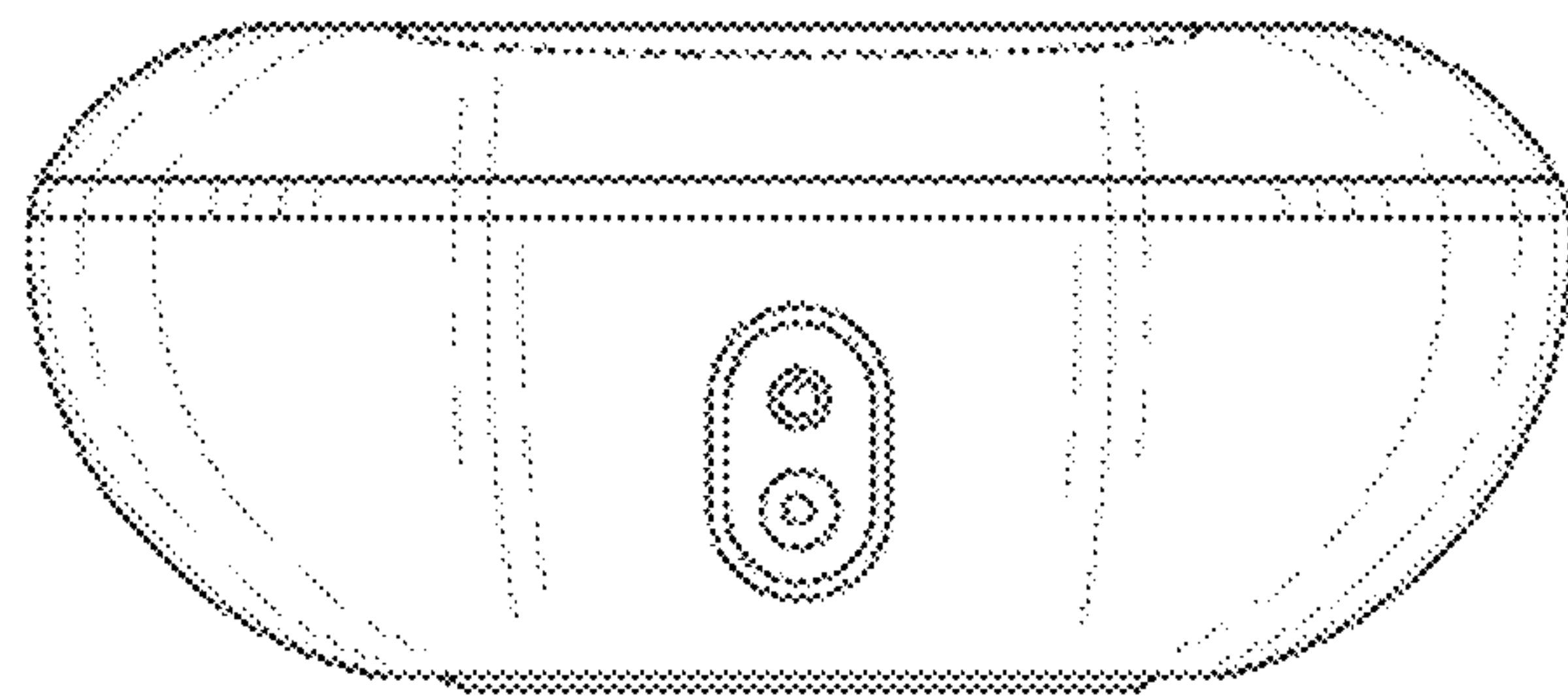


FIG. 2

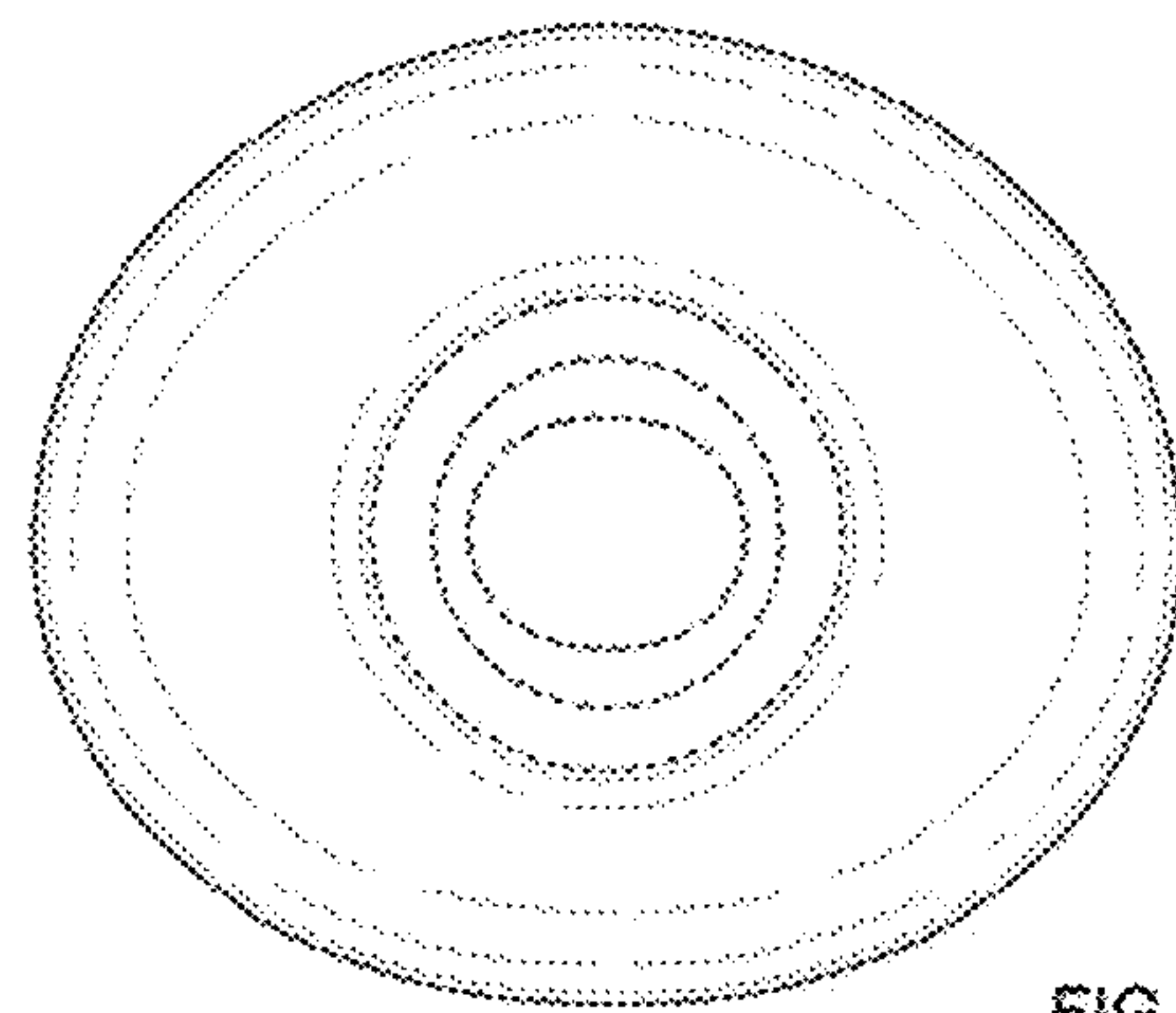


FIG. 3

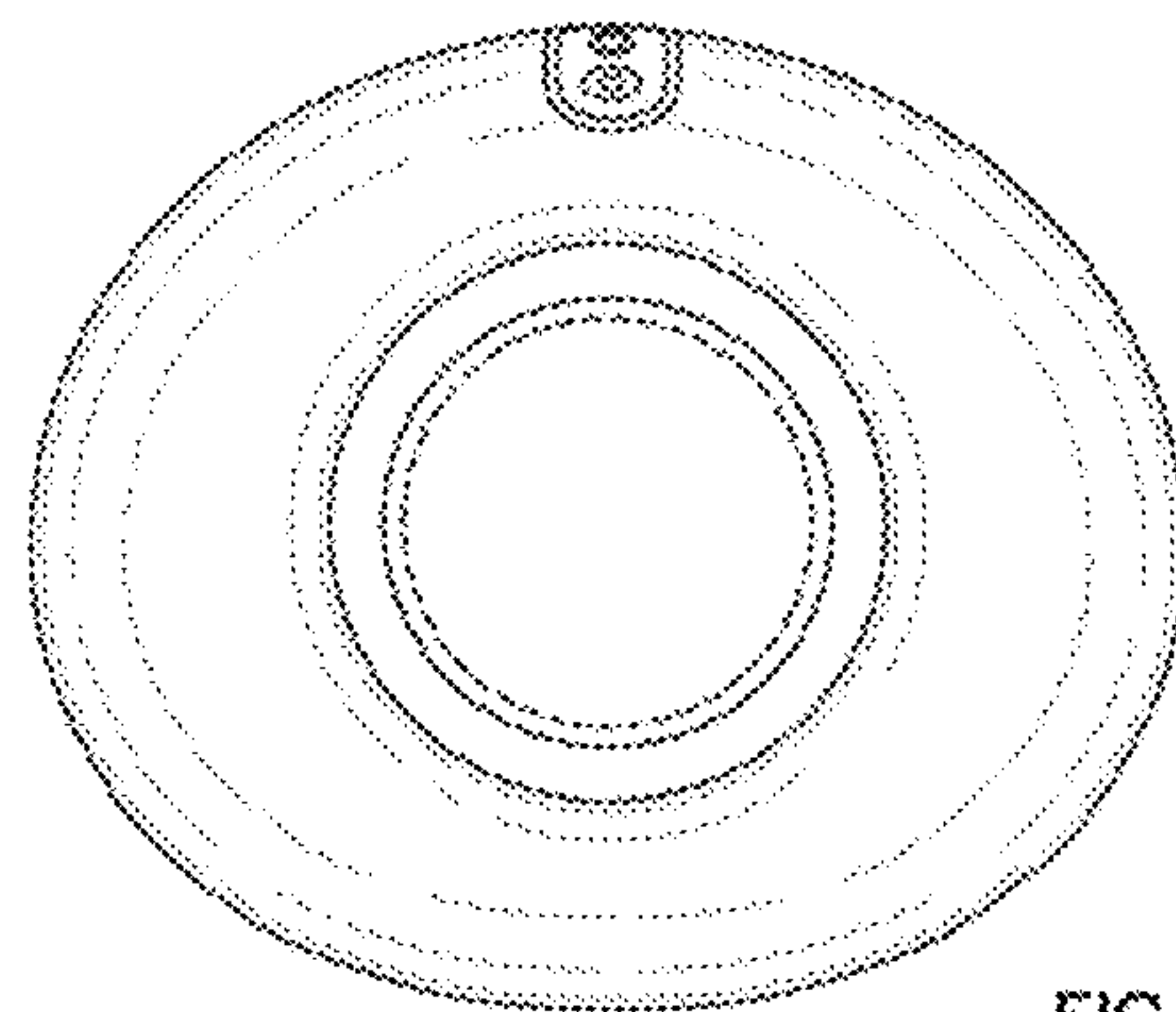


FIG. 4

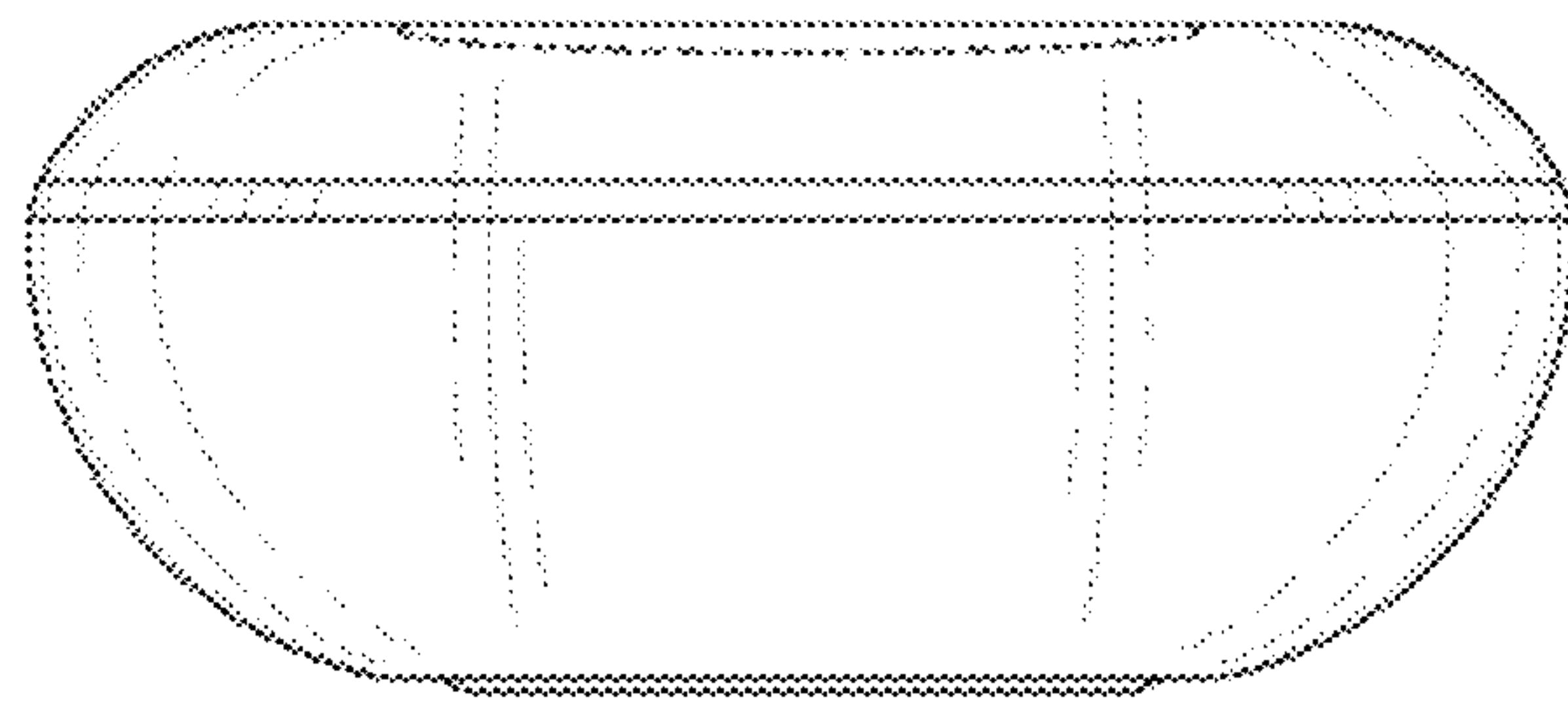


FIG. 5




FIG. 6