



US00D830426S

(12) **United States Design Patent**  
**Colclough et al.**

(10) **Patent No.:** **US D830,426 S**

(45) **Date of Patent:** **\*\* Oct. 9, 2018**

(54) **EXCAVATOR**

(71) Applicant: **J.C. BAMFORD EXCAVATORS LIMITED**, Uttoxeter (GB)

(72) Inventors: **Paul Colclough**, Uttoxeter (GB); **Ben Watson**, Uttoxeter (GB); **Samuel Payne**, Uttoxeter (GB); **Khimani Mohiki**, Uttoxeter (GB); **Lee Milward**, Uttoxeter (GB); **Ben Parker**, Uttoxeter (GB); **Michael Turner**, Uttoxeter (GB)

(73) Assignee: **J.C. BAMFORD EXCAVATORS LIMITED**, Uttoxeter (GB)

(\*\*) Term: **15 Years**

(21) Appl. No.: **29/617,752**

(22) Filed: **Sep. 15, 2017**

(51) **LOC (11) Cl.** ..... **12-09**

(52) **U.S. Cl.**  
USPC ..... **D15/25; D15/24**

(58) **Field of Classification Search**  
USPC .... D15/10, 22-26, 28, 30, 31, 33; 180/89.1, 180/89.12, 89.13, 900, 9.1, 9.2, 9.62; 414/694, 699, 722-724, 660, 685, 698, 414/719, 743; 37/379  
CPC . E02F 9/163; E02F 9/0886; E02F 9/18; E02F 3/32; E02F 3/76; E02F 3/40; F01N 13/001; F01N 2590/08  
See application file for complete search history.

(56) **References Cited**

**U.S. PATENT DOCUMENTS**

D474,481 S *	5/2003	Hara	.....	D15/25
D518,071 S *	3/2006	Gwak	.....	D15/24
D527,027 S *	8/2006	Smith	.....	D15/24
D538,304 S *	3/2007	Uemura	.....	D15/25

D538,305 S *	3/2007	Smith	.....	D15/30
D538,827 S *	3/2007	Uemura	.....	D15/25
D590,847 S *	4/2009	Yonekura	.....	D15/25
D607,904 S *	1/2010	Reisenauer	.....	D15/30
D607,905 S *	1/2010	Reisenauer	.....	D15/30
D681,066 S *	4/2013	Saito	.....	D15/24
D681,689 S *	5/2013	Saito	.....	D15/24
D682,891 S *	5/2013	Kinoshita	.....	D15/25
D684,598 S *	6/2013	Hagura	.....	D15/24
D684,599 S *	6/2013	Saito	.....	D15/24
D684,600 S *	6/2013	Saito	.....	D15/24
D687,865 S *	8/2013	Hatanaka	.....	D15/24
D692,924 S *	11/2013	Hatanaka	.....	D15/24
D707,261 S *	6/2014	Caboret	.....	D15/24
D711,927 S *	8/2014	Yoshita	.....	D15/24
D715,330 S *	10/2014	Hutchinson	.....	D15/22
D715,331 S *	10/2014	Hutchinson	.....	D15/22
D716,844 S *	11/2014	Hayami	.....	D15/24
D716,845 S *	11/2014	Hayami	.....	D15/24
D717,346 S *	11/2014	Ishii	.....	D15/28
D725,680 S *	3/2015	Mishio	.....	D15/24
D750,672 S *	3/2016	Payne	.....	D15/25
D752,112 S *	3/2016	Hagura	.....	D15/24
D752,113 S *	3/2016	Hagura	.....	D15/24

(Continued)

*Primary Examiner* — Mark Goodwin

(74) *Attorney, Agent, or Firm* — Marshall, Gerstein & Borun LLP

(57) **CLAIM**

The ornamental design for an excavator, as shown.

**DESCRIPTION**

FIG. 1 is a front, right-side, and top view of an excavator, showing the new design.

FIG. 2 is a left-side elevation view of the excavator.

FIG. 3 is a right-side elevation view of the excavator.


FIG. 4 is a front elevation view of the excavator.

FIG. 5 is a rear elevation view of the excavator.

FIG. 6 is a top plan view of the excavator; and,

FIG. 7 is a bottom plan view of the excavator.

**1 Claim, 7 Drawing Sheets**



(56)

**References Cited**

U.S. PATENT DOCUMENTS

D752,651 S	*	3/2016	Hagura .....	D15/24
D773,536 S	*	12/2016	Fiser .....	D15/28
D773,537 S	*	12/2016	Fiser .....	D15/30
D774,107 S	*	12/2016	Fiser .....	D15/28
D774,112 S	*	12/2016	Fiser .....	D15/30
D791,843 S	*	7/2017	Hashimoto .....	D15/28
D797,159 S	*	9/2017	Yeu .....	D15/28
D797,160 S	*	9/2017	Yeu .....	D15/30

\* cited by examiner



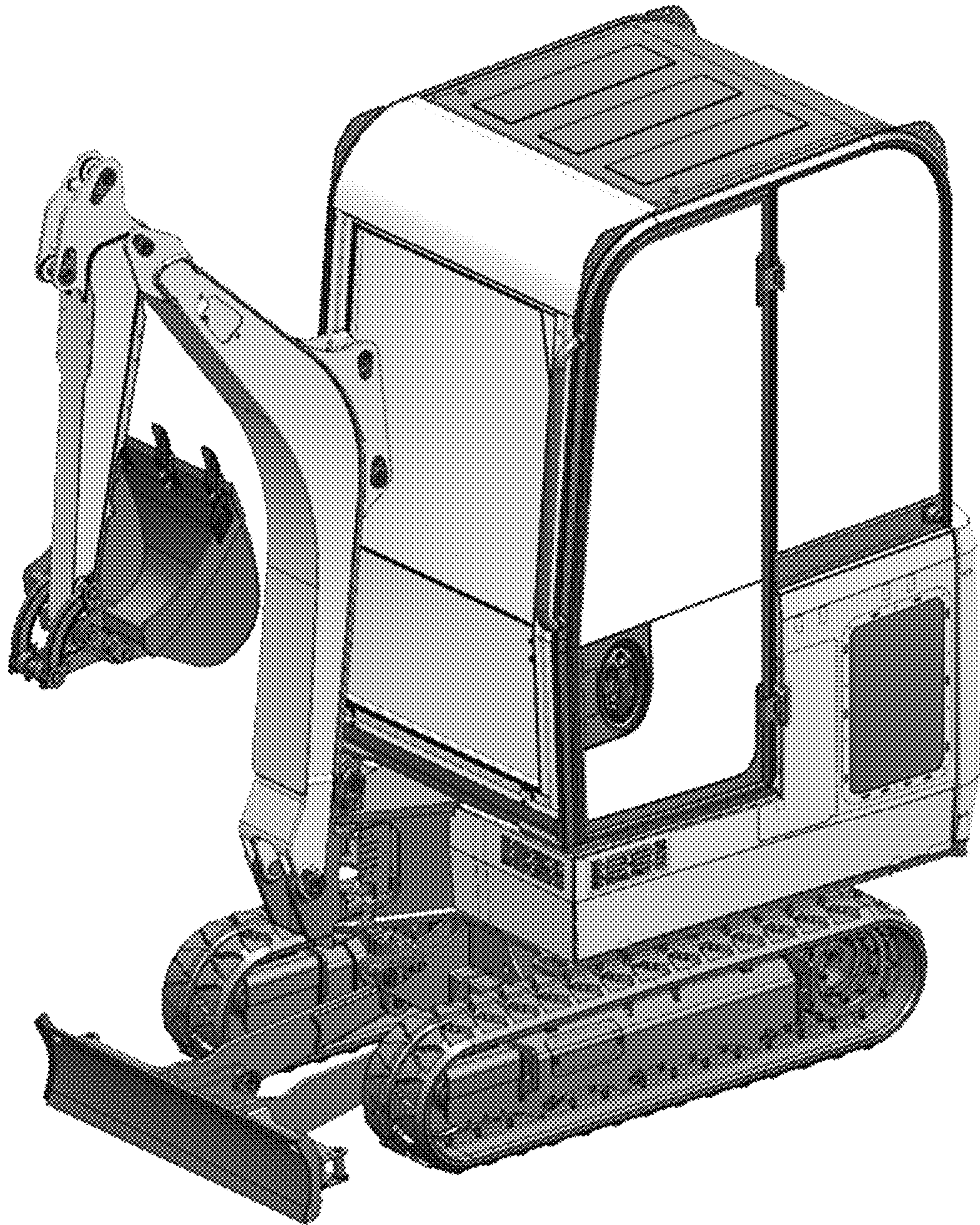


Fig. 1






Fig. 2





Fig. 3



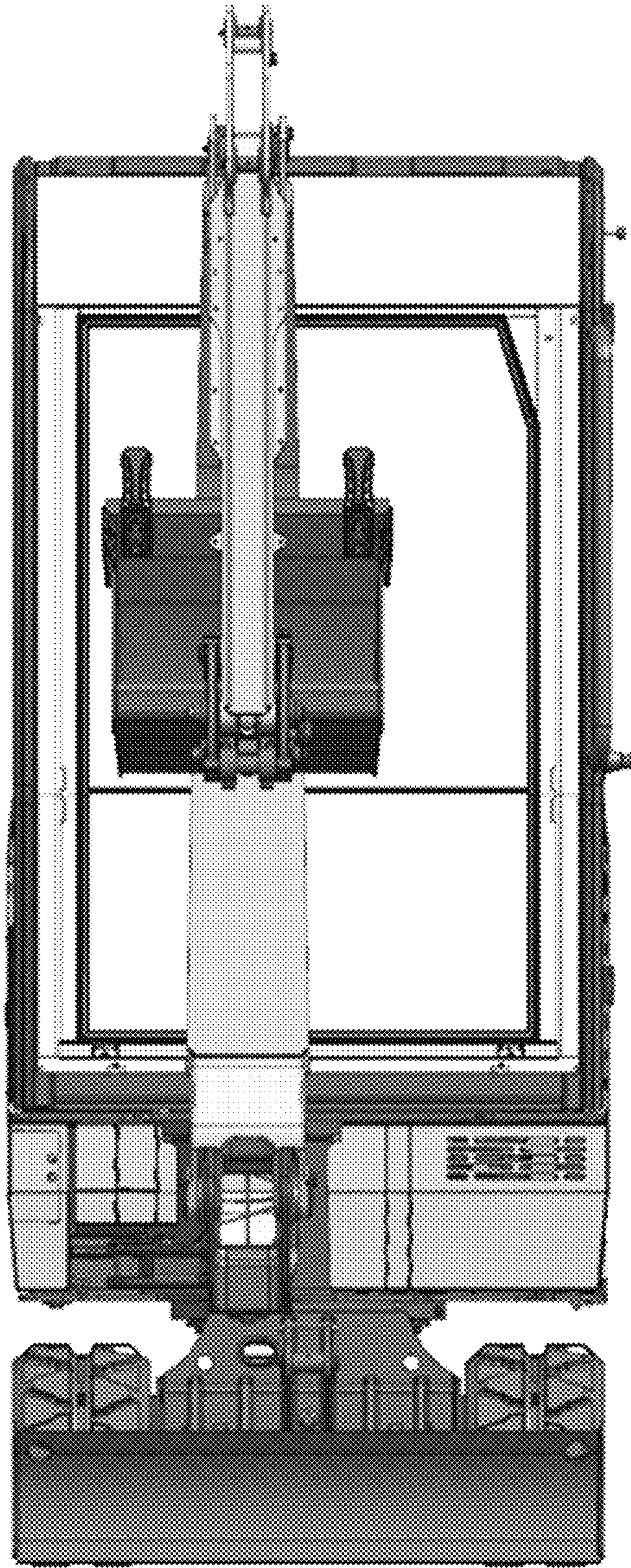


Fig. 4



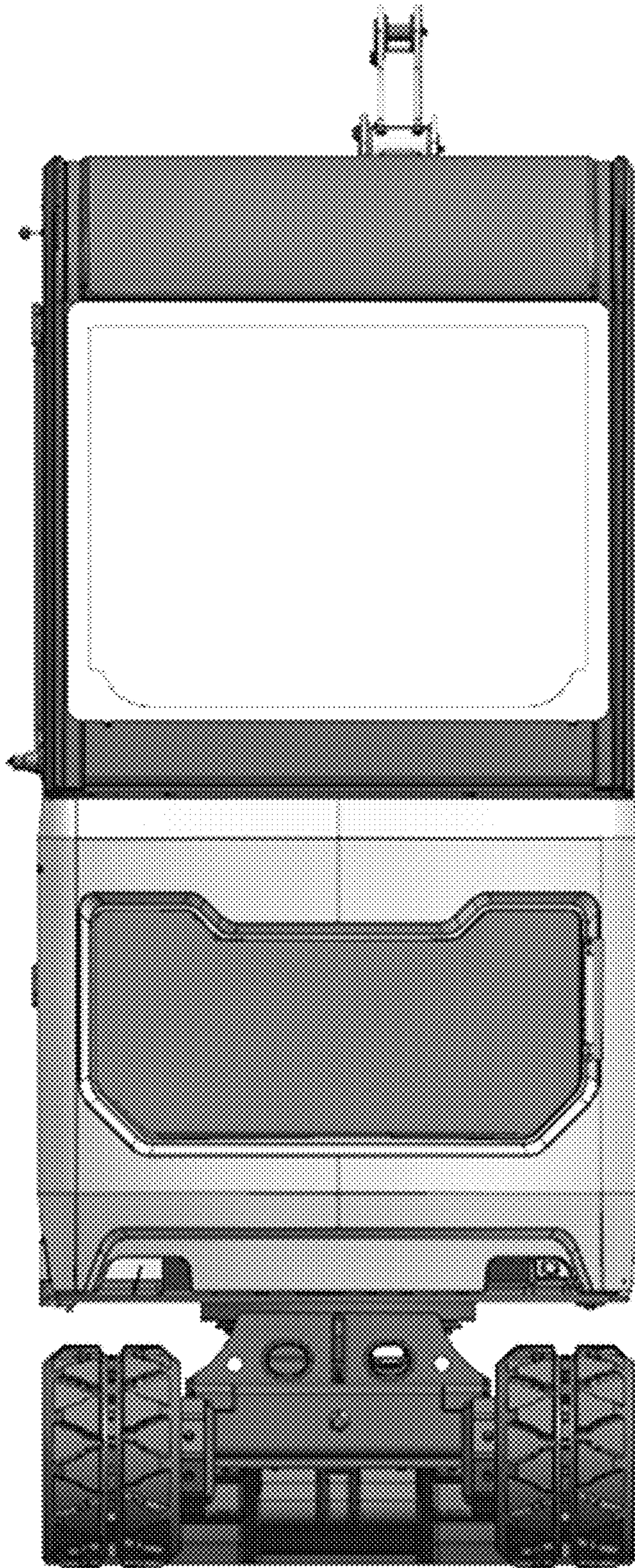


Fig. 5



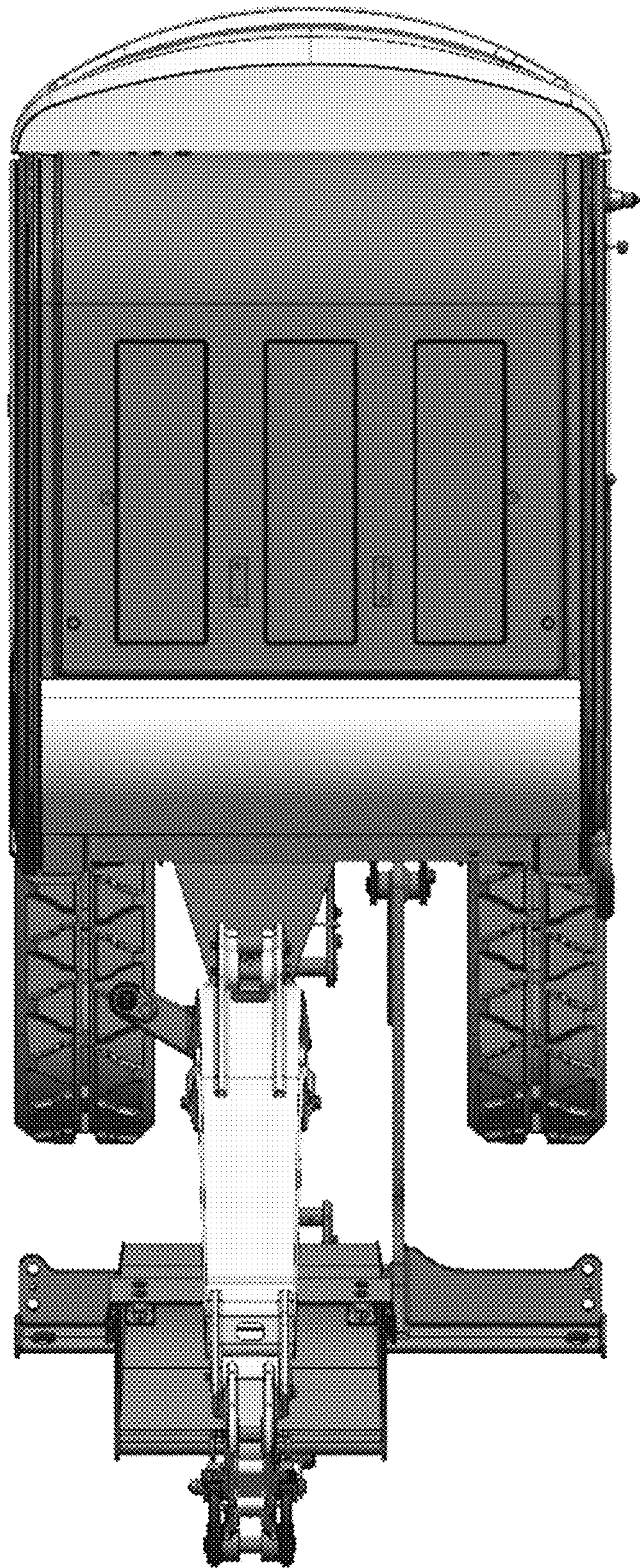


Fig. 6



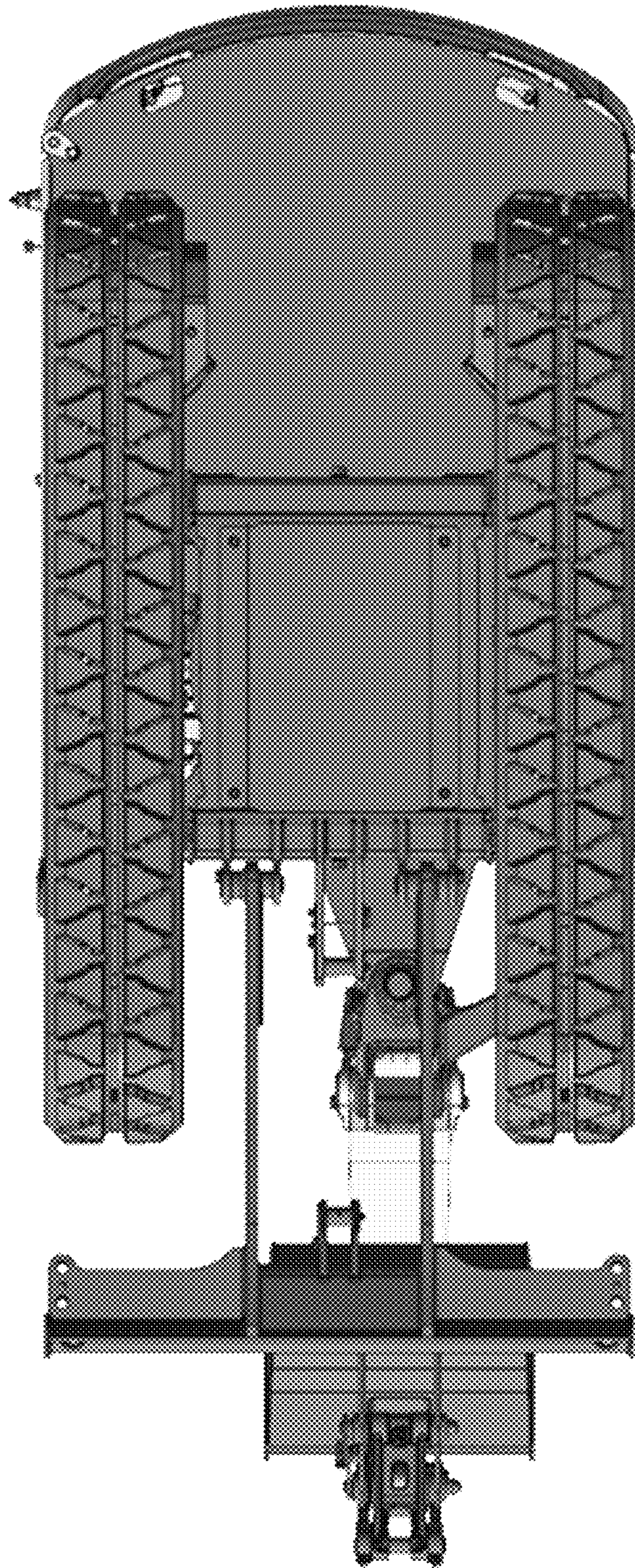


Fig. 7