



US00D830423S

(12) **United States Design Patent**
Colclough et al.

(10) **Patent No.:** **US D830,423 S**
(45) **Date of Patent:** **** Oct. 9, 2018**

(54) **EXCAVATOR**

(71) Applicant: **J.C. BAMFORD EXCAVATORS LIMITED**, Uttoxeter (GB)

(72) Inventors: **Paul Colclough**, Uttoxeter (GB); **Ben Watson**, Uttoxeter (GB); **Samuel Payne**, Uttoxeter (GB); **Khimani Mohiki**, Uttoxeter (GB); **Lee Milward**, Uttoxeter (GB); **Ben Parker**, Uttoxeter (GB); **Michael Turner**, Uttoxeter (GB)

(73) Assignee: **J.C. BAMFORD EXCAVATORS LIMITED**, Uttoxeter (GB)

(**) Term: **15 Years**

(21) Appl. No.: **29/617,727**

(22) Filed: **Sep. 15, 2017**

(51) **LOC (11) Cl.** **15-03**

(52) **U.S. Cl.**
USPC **D15/25; D15/24**

(58) **Field of Classification Search**
USPC D15/10, 22-26, 28, 30, 31, 33; 180/89.1, 180/89.12, 89.13, 900, 9.1, 9.2, 9.62; 414/694, 699, 722-724, 660, 685, 698, 414/719, 743; 37/379
CPC . E02F 9/163; E02F 9/0886; E02F 9/18; E02F 3/32; E02F 3/76; E02F 3/40; F01N 13/001; F01N 2590/08
See application file for complete search history.

(56) **References Cited**

U.S. PATENT DOCUMENTS

D474,481 S * 5/2003 Hara D15/25
D518,071 S * 3/2006 Gwak D15/24
D527,027 S * 8/2006 Smith D15/24
D538,304 S * 3/2007 Uemura D15/25

D538,305 S * 3/2007 Smith D15/30
D538,827 S * 3/2007 Uemura D15/25
D590,847 S * 4/2009 Yonekura D15/25
D607,904 S * 1/2010 Reisenauer D15/30
D607,905 S * 1/2010 Reisenauer D15/30
D681,066 S * 4/2013 Saito D15/24
D681,689 S * 5/2013 Saito D15/24
D682,891 S * 5/2013 Kinoshita D15/25
D684,598 S * 6/2013 Hagura D15/24
D684,599 S * 6/2013 Saito D15/24
D684,600 S * 6/2013 Saito D15/24
D687,865 S * 8/2013 Hatanaka D15/24
D692,924 S * 11/2013 Hatanaka D15/24
D707,261 S * 6/2014 Caboret D15/24
D711,927 S * 8/2014 Yoshita D15/24
D715,330 S * 10/2014 Hutchinson D15/22
D715,331 S * 10/2014 Hutchinson D15/22
D716,844 S * 11/2014 Hayami D15/24
D716,845 S * 11/2014 Hayami D15/24
D717,346 S * 11/2014 Ishii D15/28
D725,680 S * 3/2015 Mishio D15/24
D750,672 S * 3/2016 Payne D15/25
D752,112 S * 3/2016 Hagura D15/24
D752,113 S * 3/2016 Hagura D15/24

(Continued)

Primary Examiner — Mark Goodwin

(74) *Attorney, Agent, or Firm* — Marshall, Gerstein & Borun LLP

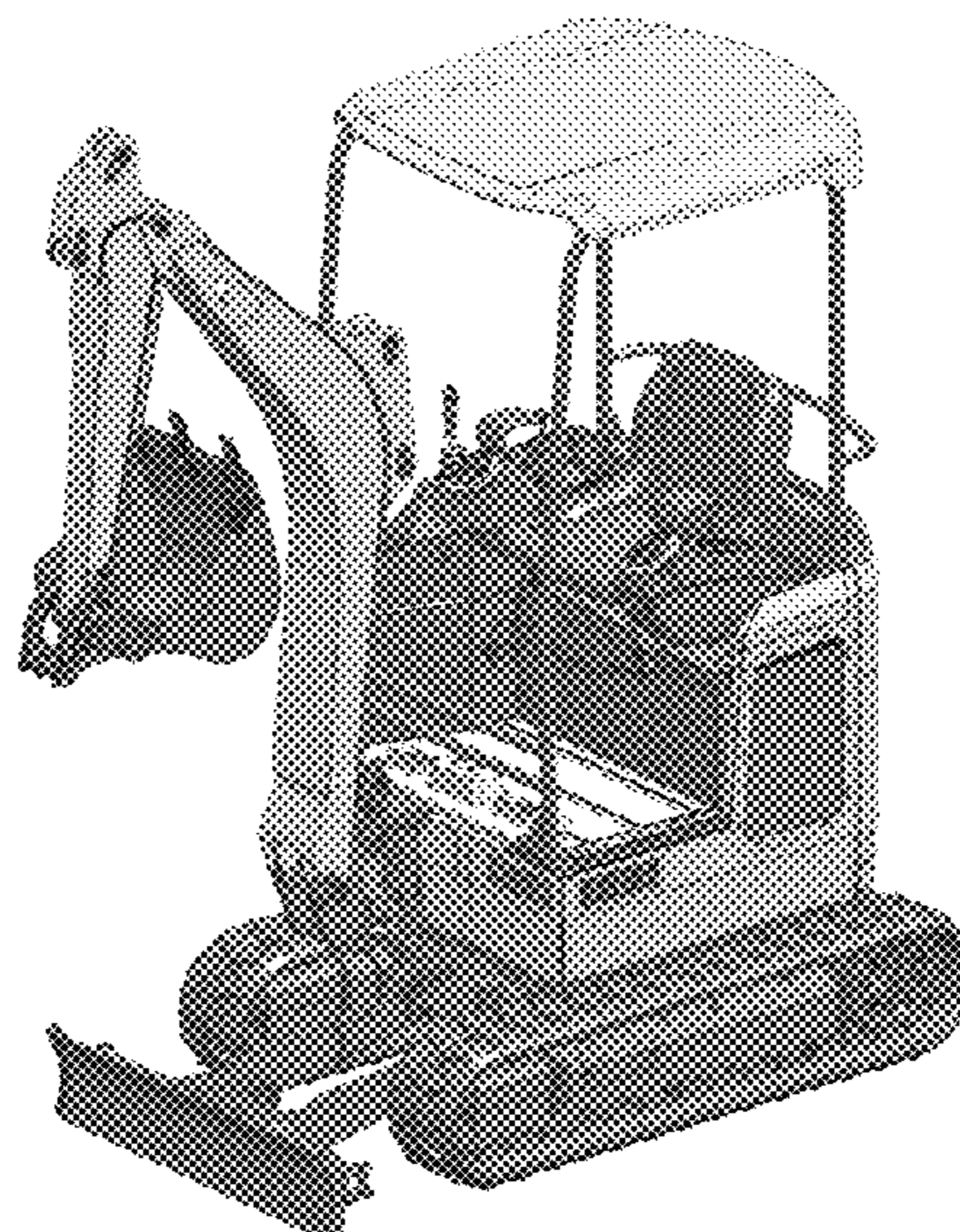
(57) **CLAIM**

The ornamental design for an excavator, as shown.

DESCRIPTION

FIG. 1 is a front, right-side, and top view of an excavator, showing the new design.
FIG. 2 is a left-side elevation view of the excavator.
FIG. 3 is a right-side elevation view of the excavator.
FIG. 4 is a front elevation view of the excavator.
FIG. 5 is a rear elevation view of the excavator.
FIG. 6 is a top plan view of the excavator; and,
FIG. 7 is a bottom plan view of the excavator.

1 Claim, 7 Drawing Sheets



(56)

References Cited

U.S. PATENT DOCUMENTS

D752,651 S	*	3/2016	Hagura	D15/24
D773,536 S	*	12/2016	Fiser	D15/28
D773,537 S	*	12/2016	Fiser	D15/30
D774,107 S	*	12/2016	Fiser	D15/28
D774,112 S	*	12/2016	Fiser	D15/30
D791,843 S	*	7/2017	Hashimoto	D15/28
D797,159 S	*	9/2017	Yeu	D15/28
D797,160 S	*	9/2017	Yeu	D15/30

* cited by examiner

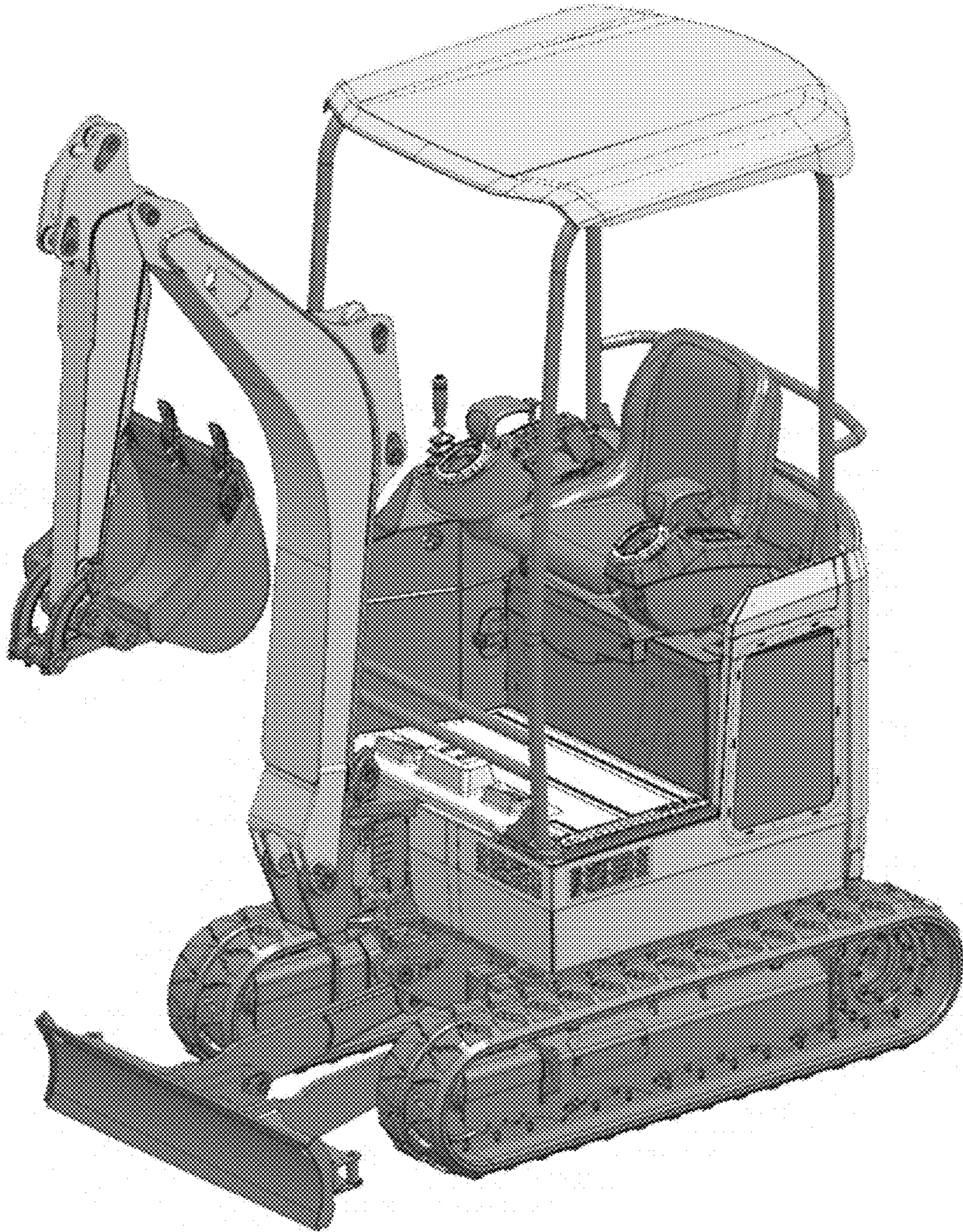


Fig. 1




Fig. 2




Fig. 3

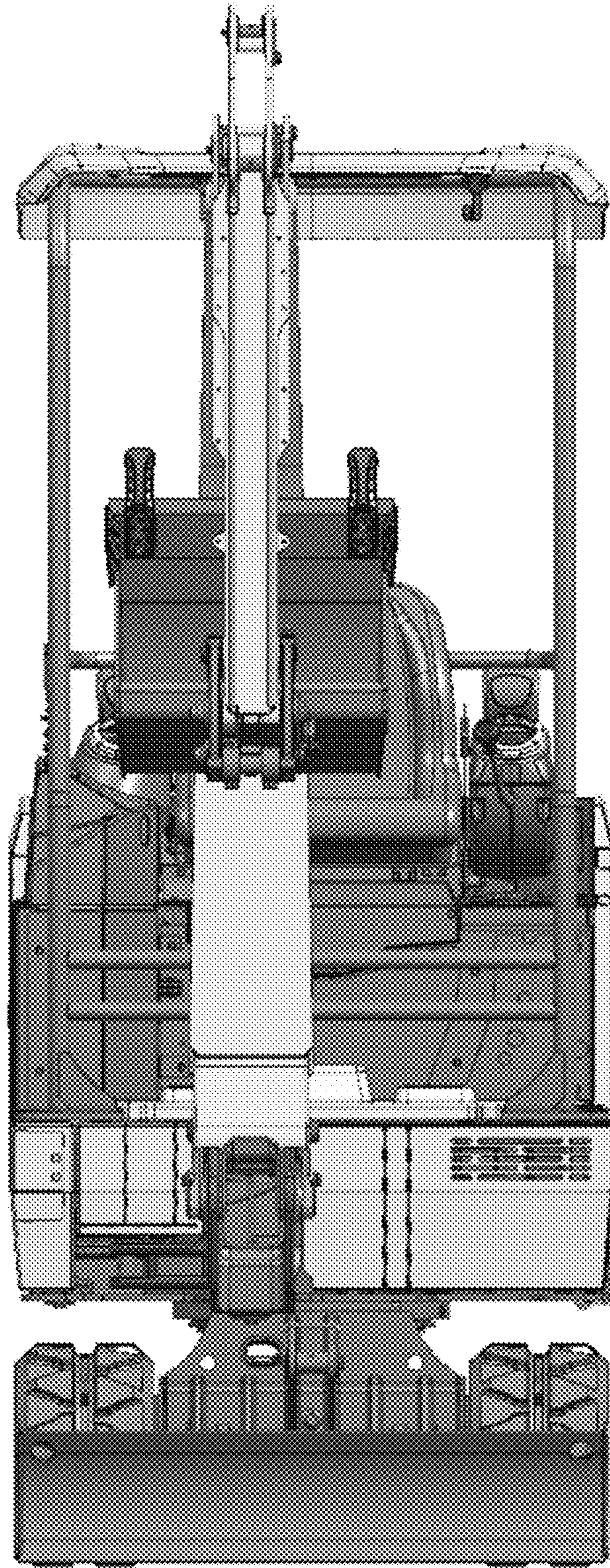


Fig. 4

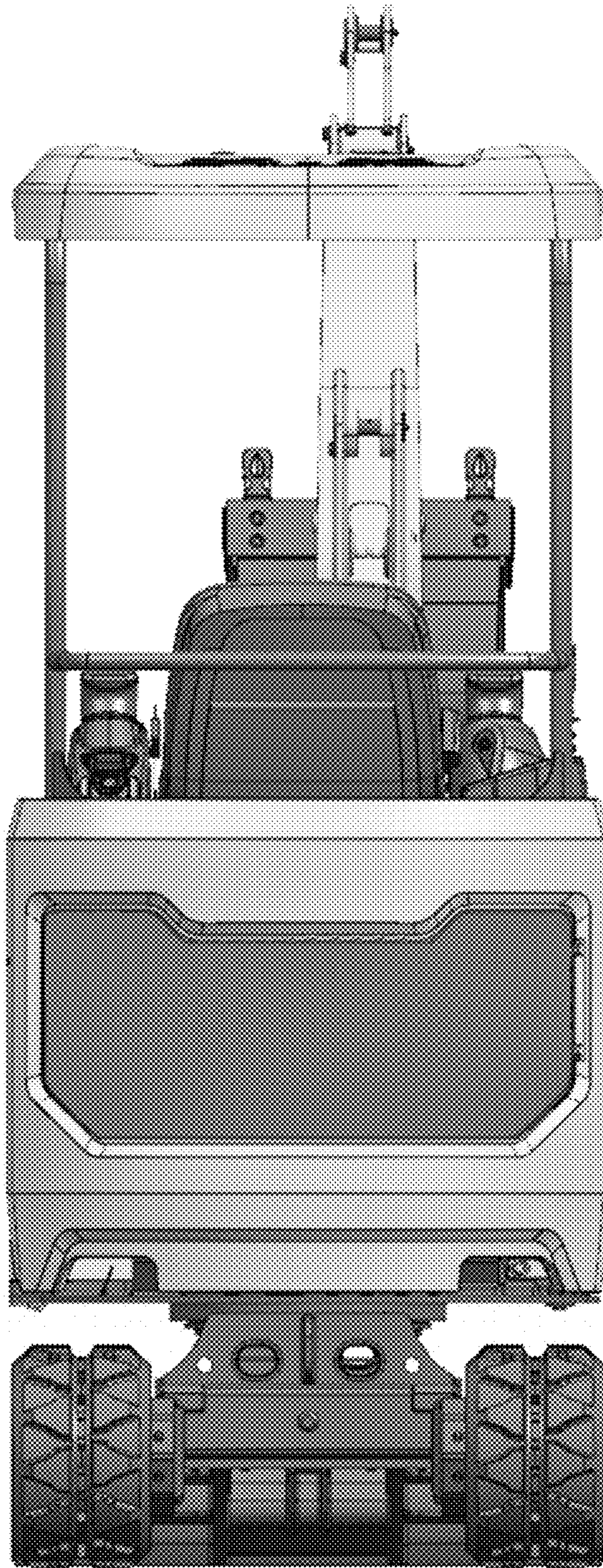


Fig. 5

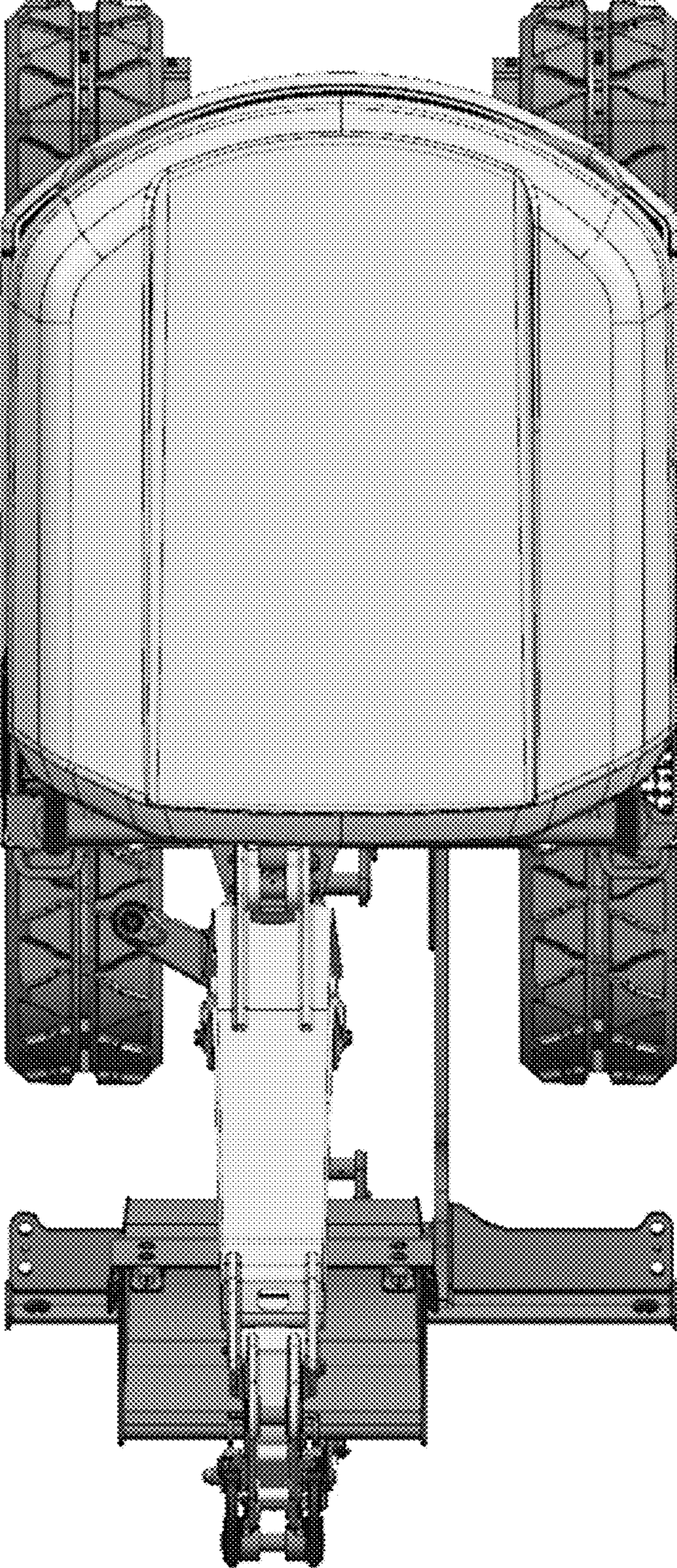


Fig. 6

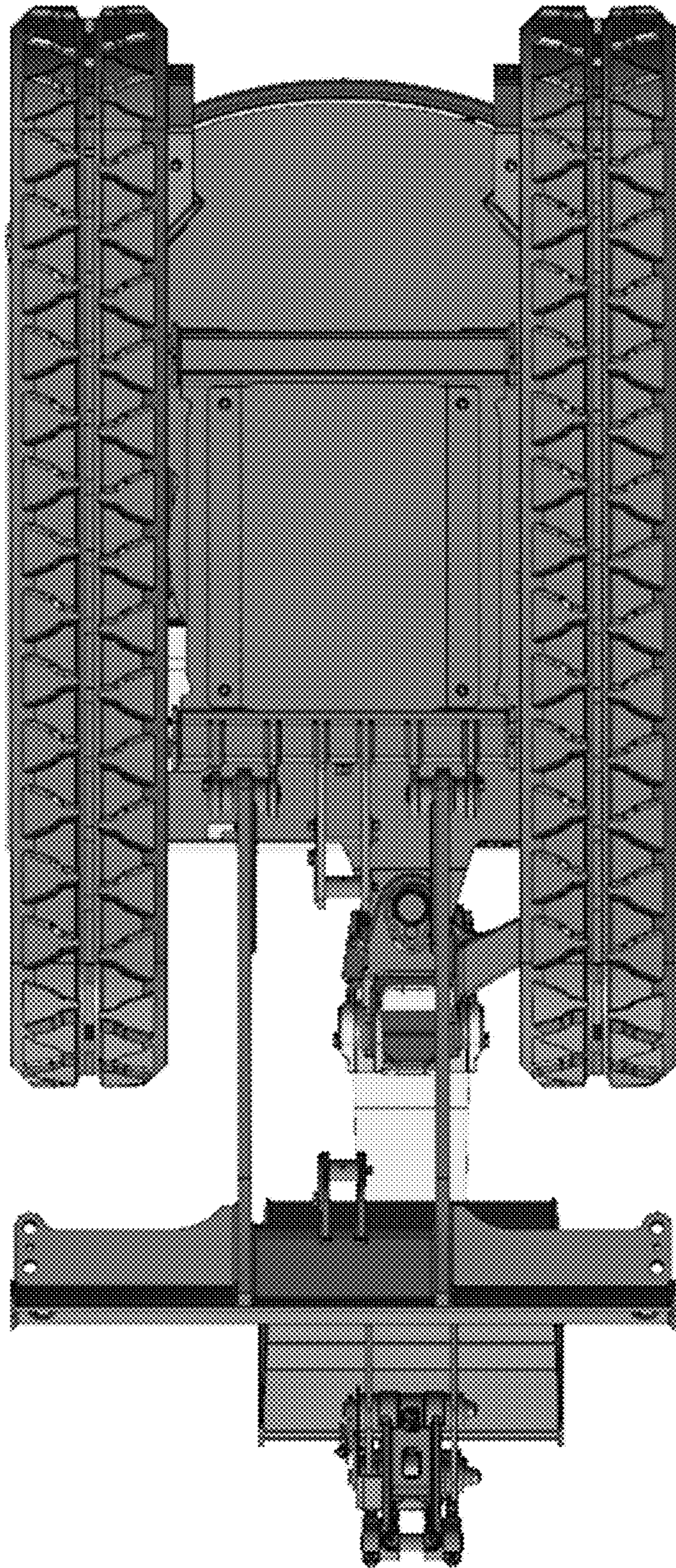


Fig. 7