



US00D830354S

(12) **United States Design Patent** (10) **Patent No.:** **US D830,354 S**  
**Deng** (45) **Date of Patent:** **\*\* Oct. 9, 2018**

(54) **CELL PHONE CASING WITH CARD HOLDER**

(71) Applicant: **Hongchu Deng**, Guangzhou (CN)

(72) Inventor: **Hongchu Deng**, Guangzhou (CN)

(\*\*) Term: **15 Years**

(21) Appl. No.: **29/587,031**

(22) Filed: **Dec. 8, 2016**

(51) **LOC (11) Cl.** ..... **14-03**

(52) **U.S. Cl.**  
USPC ..... **D14/250**; D3/249

(58) **Field of Classification Search**  
USPC ..... D3/201, 218, 232, 233, 239, 242,  
D3/245–250, 269, 273, 301, 303;  
D13/103, 107, 108, 119; D14/137,  
D14/138 R, 138 AA, 138 C, 138 G,  
D14/203.3–203.7, 217, 238.1, 247, 248,  
D14/250, 251–253, 440  
CPC ..... H04B 1/3888; H04M 1/0283; H04M  
1/0202; A45C 1/06; A45C 2011/002;  
A45C 23/02; A45C 11/00; A45F  
2005/028; A45F 2200/0525; A45F  
2200/0516

See application file for complete search history.

(56) **References Cited**

**U.S. PATENT DOCUMENTS**

D440,041 S *	4/2001	Fermin	.....	D3/226
D533,348 S *	12/2006	Andre	.....	D3/303
D615,078 S *	5/2010	Bradley	.....	D14/250
D647,697 S *	11/2011	Littleton	.....	D3/249
D688,655 S *	8/2013	Rey-Hipolito	.....	D14/250
D705,764 S *	5/2014	Thoni	.....	D14/250
D706,536 S *	6/2014	Nikosey	.....	D3/247
D721,689 S *	1/2015	Altschul	.....	H04B 1/3888 D14/250
D723,798 S *	3/2015	Sha	.....	D3/247
D724,593 S *	3/2015	Cohen	.....	D14/440

(Continued)

**OTHER PUBLICATIONS**

Lameeku iPhone wallet case for iPhone 6, posted at Amazon.com, posting date Aug. 23, 2016, [online], [site visited Jan. 10, 2017]. Available from Internet, <URL: [https://www.amazon.com/dp/B011961FAI/ref=psdc\\_9375357011\\_t3\\_B00N3K42BM](https://www.amazon.com/dp/B011961FAI/ref=psdc_9375357011_t3_B00N3K42BM)>.\*

(Continued)

*Primary Examiner* — Susan E Krakower

*Assistant Examiner* — L. A. Grabenstetter

(74) *Attorney, Agent, or Firm* — Novoclaims Patent Services LLC; Mei Lin Wong

(57) **CLAIM**

The ornamental design of a cell phone casing with card holder, as shown and described.

**DESCRIPTION**

FIG. 1 is a top, front, right side perspective view of a cell phone casing with card holder in accordance with the present invention, with the card holder shown in a stowed position.

FIG. 2 is a front view thereof.

FIG. 3 is a rear view thereof.

FIG. 4 is a right side view thereof.

FIG. 5 is a left side view thereof.

FIG. 6 is a top view thereof.

FIG. 7 is a bottom view thereof.

FIG. 8 is a bottom, front, left side perspective view thereof.

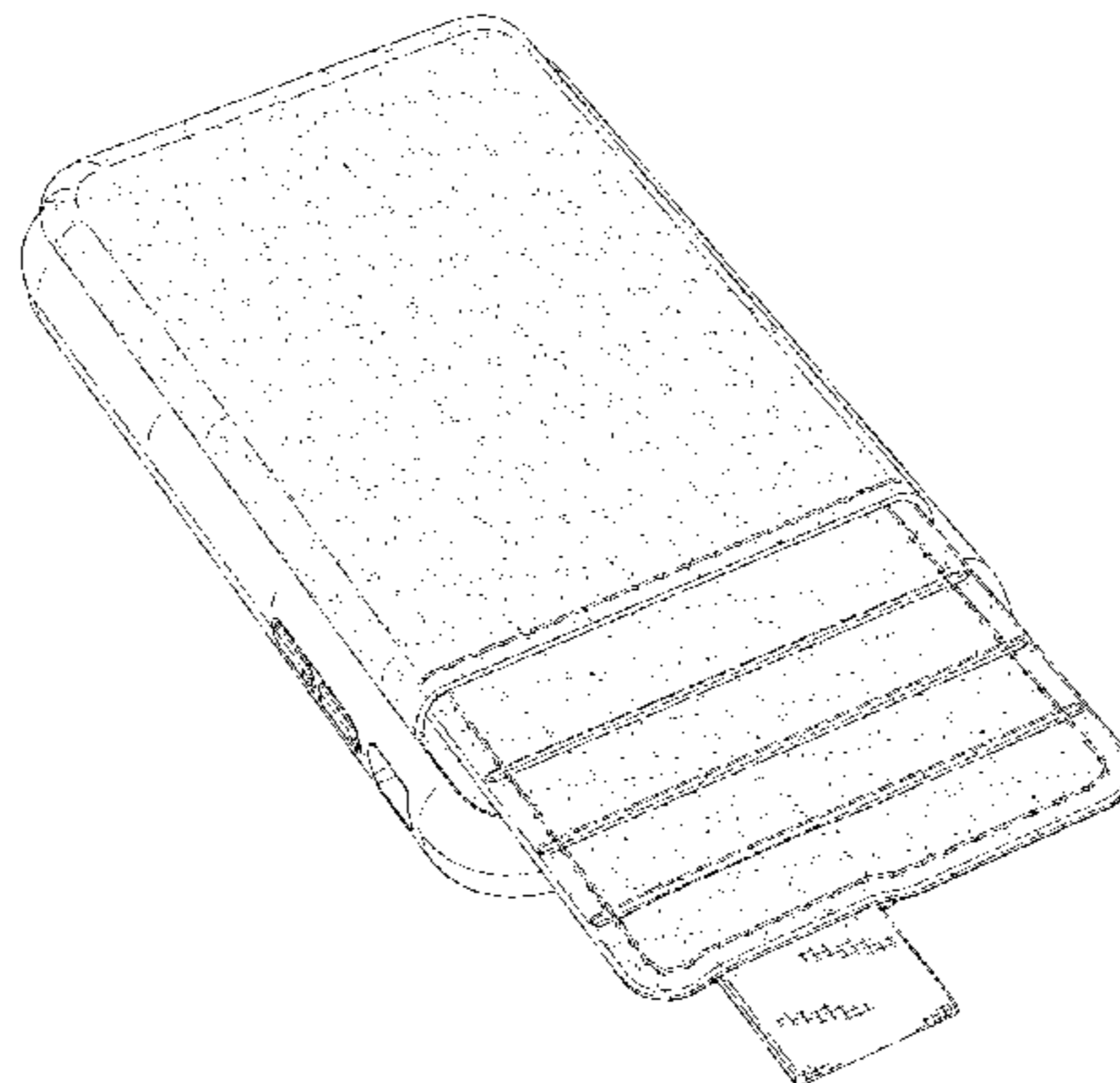

FIG. 9 is a top, front, left side perspective view of the cell phone casing with card holder, with the card holder shown in an extended condition; and,

FIG. 10 is a front view thereof.

The straight line shading, the hatched shading, and the stippled shading represent contrasts in texture and appearance.

The broken lines depict unclaimed portions of the cell phone casing with card holder.

**1 Claim, 10 Drawing Sheets**



(56)

**References Cited**

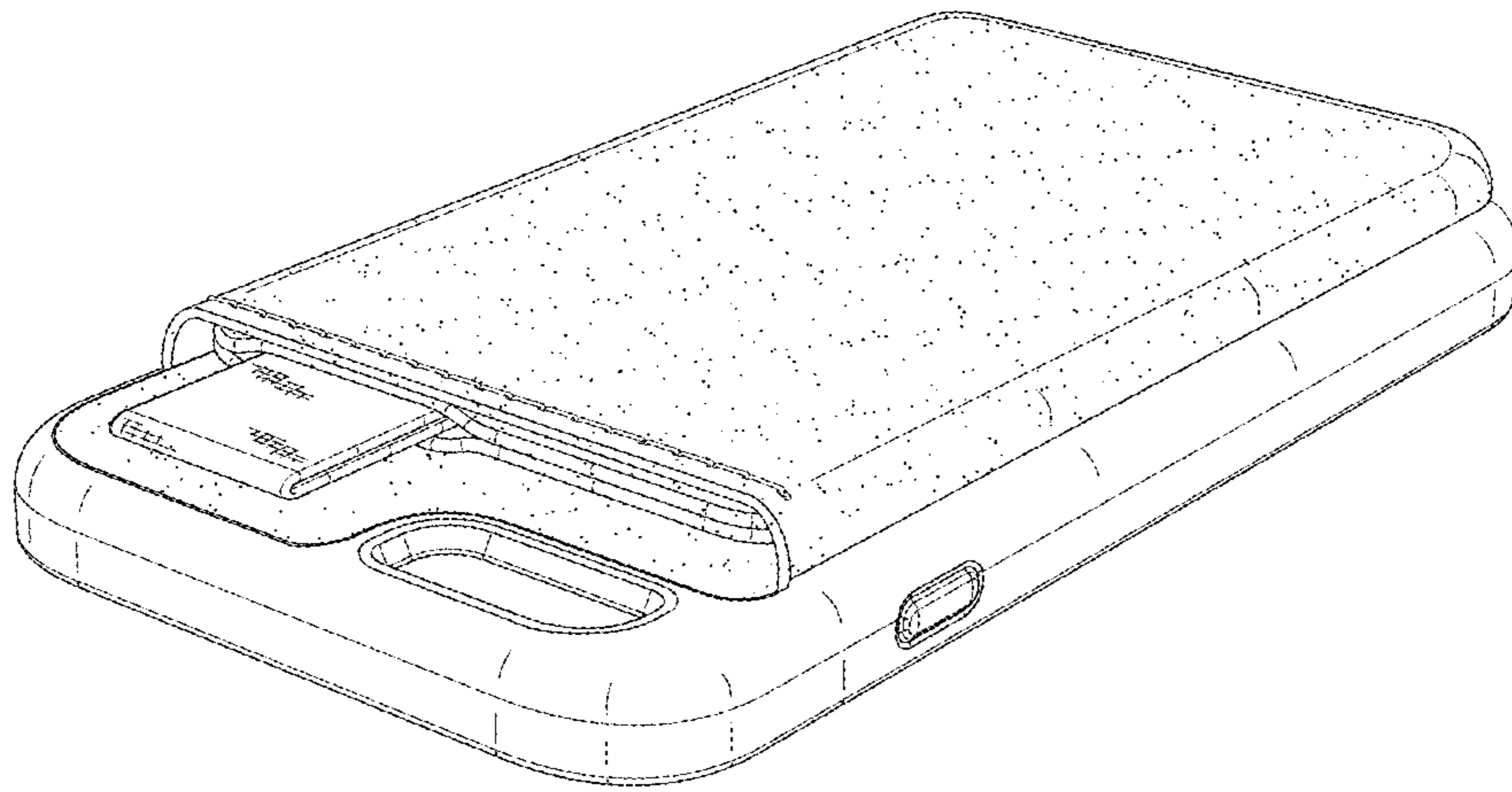
U.S. PATENT DOCUMENTS

D759,646 S \* 6/2016 Karis ..... D14/250  
D762,632 S \* 8/2016 Karis ..... D14/250  
D765,069 S \* 8/2016 Jeffrey ..... D14/250

OTHER PUBLICATIONS

Lameeku iPhone Case and Credit Card Wallet, posted at Gadgetur.com, posting date Aug. 12, 2016, [online], [site visited Jan. 10, 2017]. Available from Internet, <URL: <http://gadgetur.com/products/lameeku-iphone-case/>>.\*

\* cited by examiner



*FIG. 1*





FIG. 2



*FIG. 3*

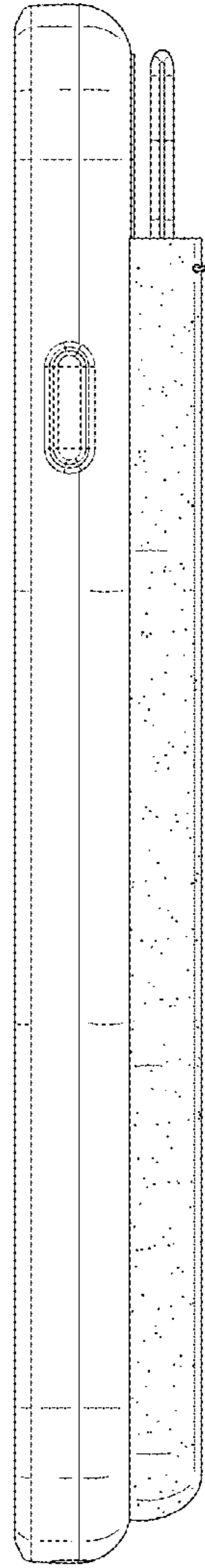

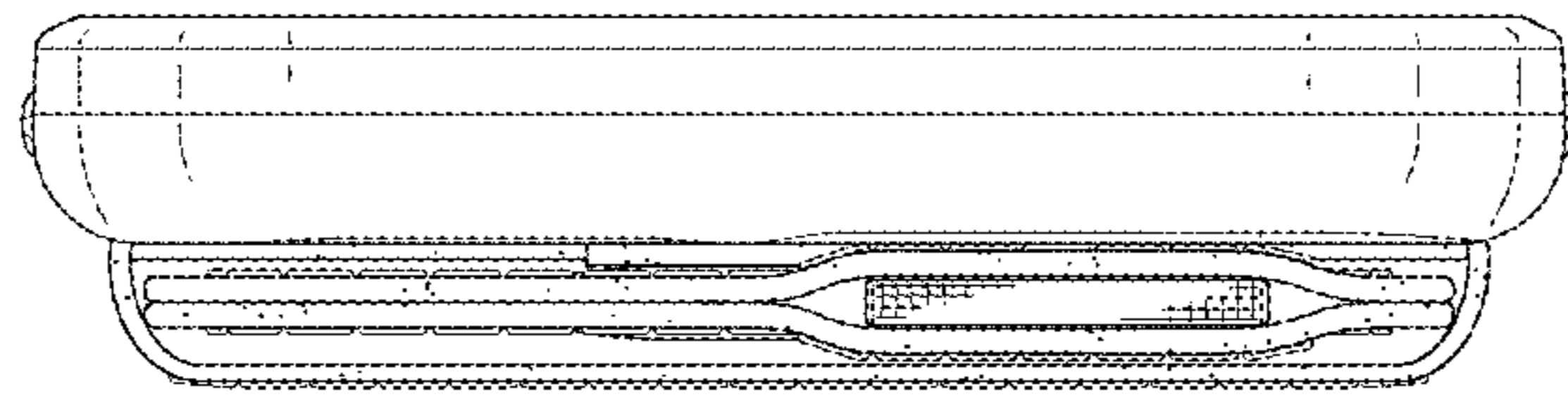


FIG. 4

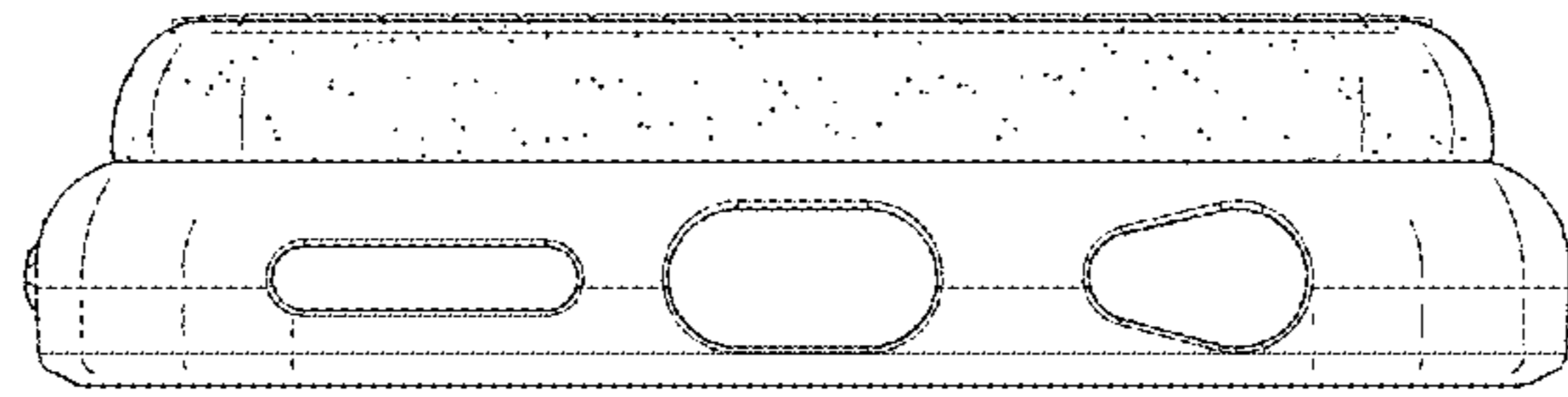


*FIG. 5*

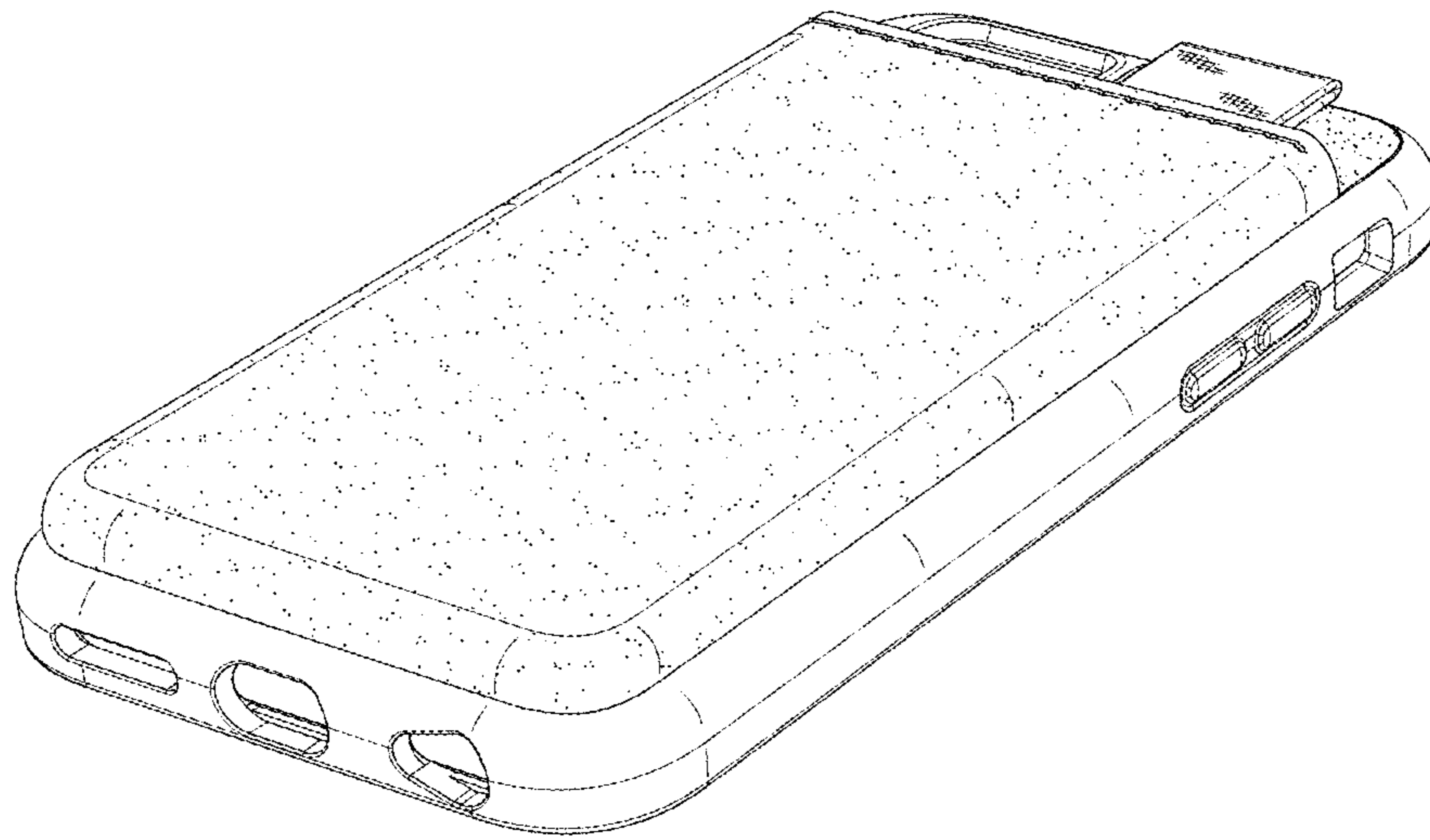


*FIG. 6*

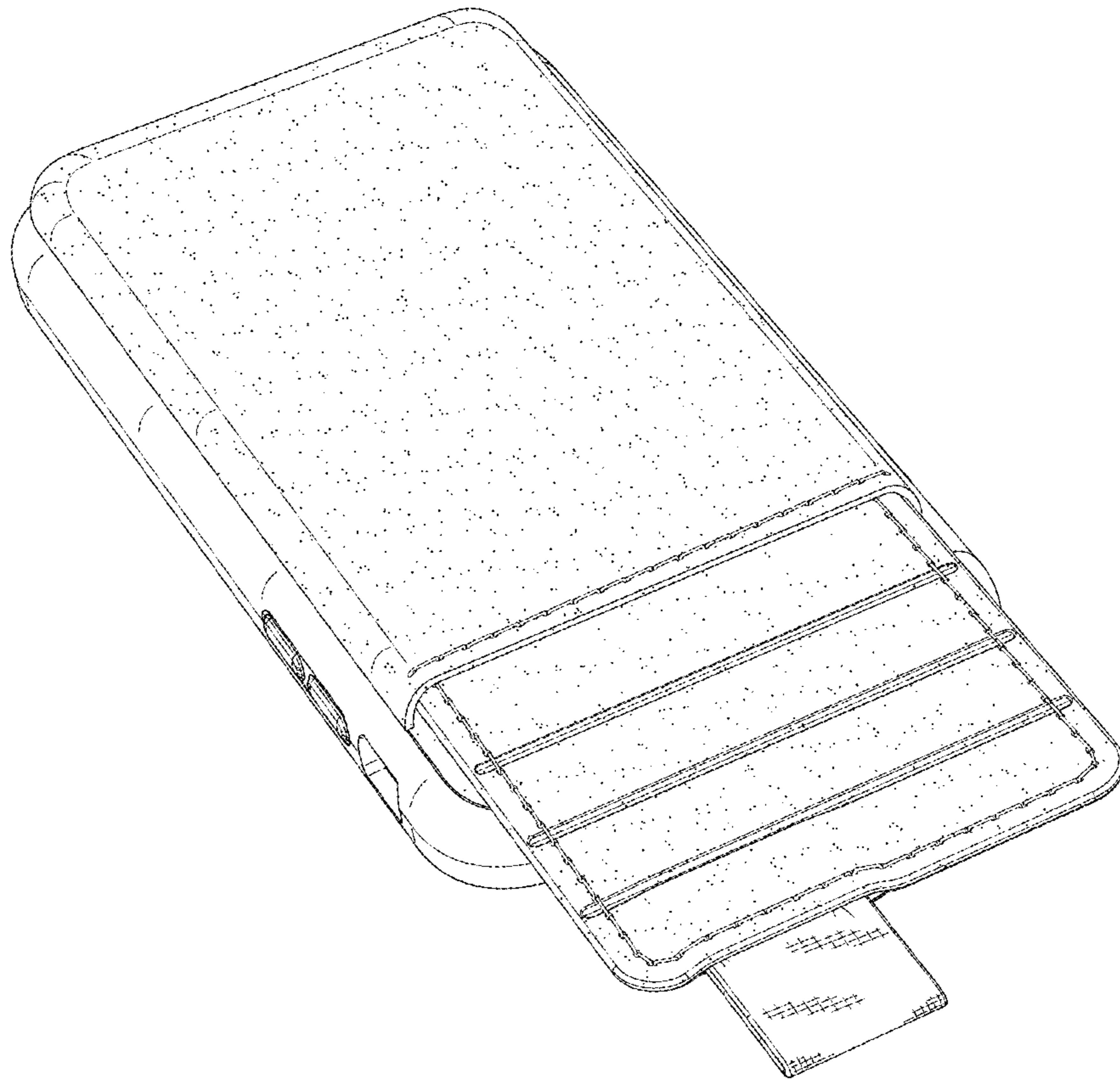




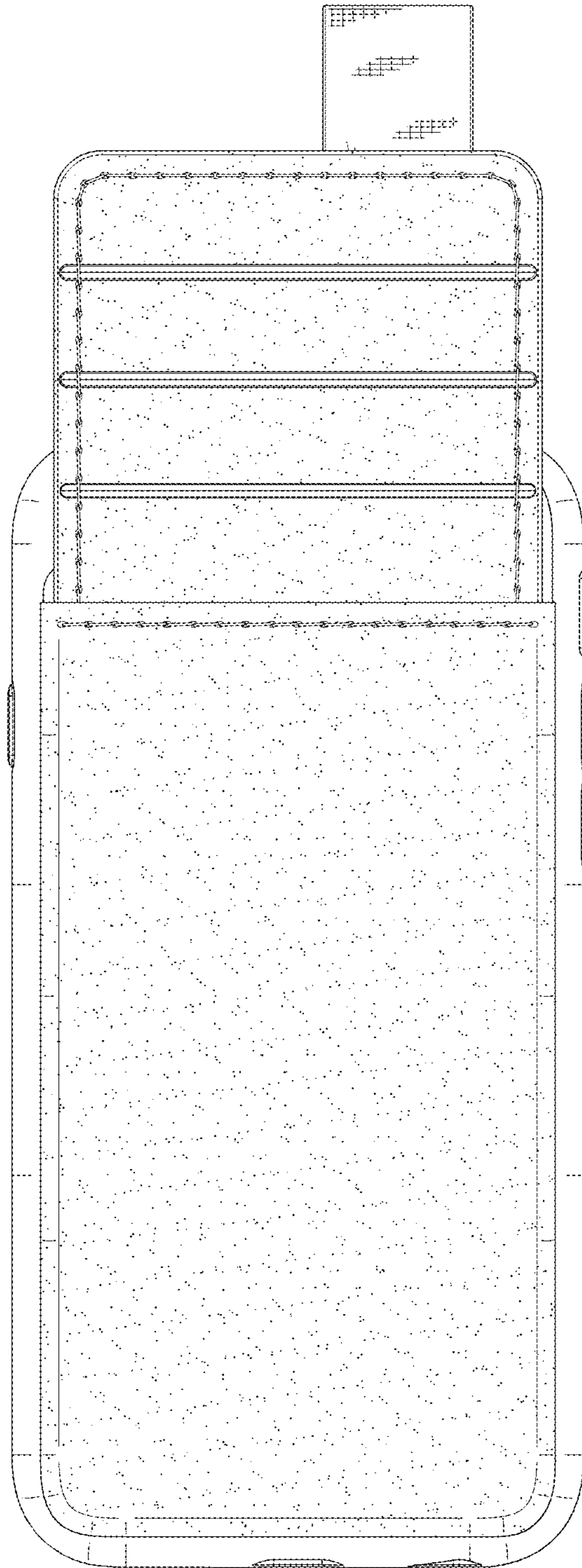
*FIG. 7*



*FIG. 8*



*FIG. 9*



*FIG. 10*