



US00D830348S

(12) **United States Design Patent** (10) **Patent No.:** **US D830,348 S**
Sudo et al. (45) **Date of Patent:** **** Oct. 9, 2018**

(54) **WIRELESS TRANSMISSION/RECEPTION MODULE**

H01Q 9/045; H01Q 1/243; H04B 1/0475;
H04B 1/034; H05K 11/00

See application file for complete search history.

(71) Applicant: **Murata Manufacturing Co., Ltd.**,
Nagaokakyo-shi, Kyoto-fu (JP)

(56) **References Cited**

(72) Inventors: **Kaoru Sudo**, Nagaokakyo (JP);
Michiharu Yokoyama, Nagaokakyo
(JP); **Hideki Ueda**, Nagaokakyo (JP);
Ryukun Mizunuma, Nagaokakyo (JP);
Masayuki Nakajima, Nagaokakyo (JP)

U.S. PATENT DOCUMENTS

D533,546 S * 12/2006 Iizuka D14/230
D540,272 S * 4/2007 Higashibata D13/182
7,215,296 B2 * 5/2007 Abramov H01Q 3/24
343/834
7,453,401 B2 * 11/2008 Jow H01Q 1/36
343/700 MS
D585,436 S 1/2009 Fang
D592,192 S 5/2009 Oliver
8,184,601 B2 * 5/2012 Abramov H01Q 3/24
370/310
8,436,627 B1 5/2013 Peng
D706,247 S 6/2014 Zheng
D713,826 S 9/2014 McDonnell
D754,108 S * 4/2016 Yang D14/230
D755,163 S * 5/2016 Yokoyama D14/230
D768,115 S * 10/2016 Kazanchian D13/182

(Continued)

(73) Assignee: **MURATA MANUFACTURING CO., LTD.**,
Nagaokakyo-Shi, Kyoto-Fu (JP)

(**) Term: **15 Years**

(21) Appl. No.: **29/555,860**

(22) Filed: **Feb. 25, 2016**

Related U.S. Application Data

(62) Division of application No. 29/485,828, filed on Mar.
24, 2014, now Pat. No. Des. 757,693.

Primary Examiner — John Windmuller

(74) *Attorney, Agent, or Firm* — Arent Fox LLP

(30) **Foreign Application Priority Data**

Sep. 26, 2013 (JP) 2013-022360
Dec. 26, 2013 (JP) 2013-030527
Dec. 26, 2013 (JP) 2013-030528
Dec. 26, 2013 (JP) 2013-030529

(57) **CLAIM**

The ornamental design for a wireless transmission/reception
module, as shown and described.

DESCRIPTION

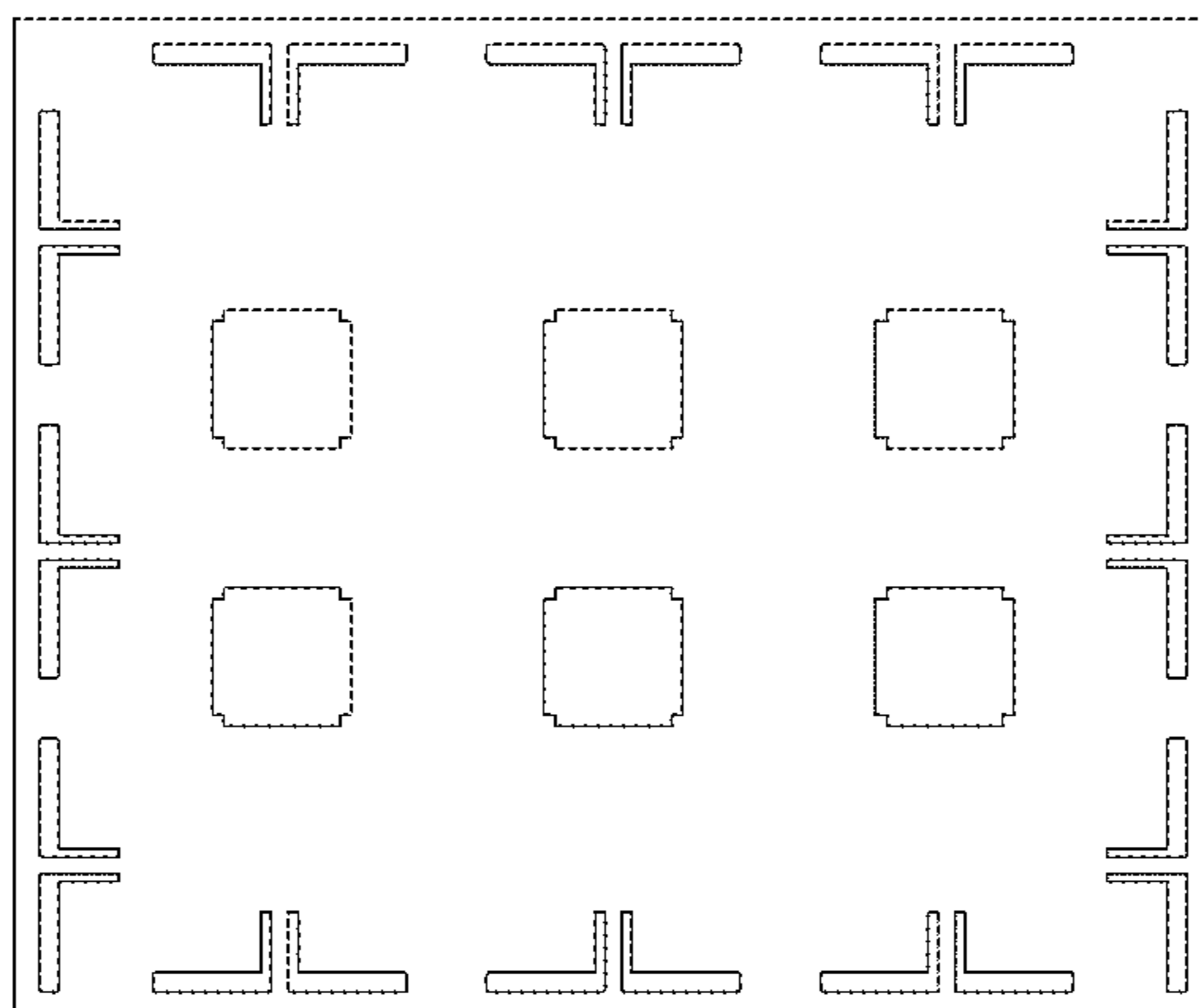
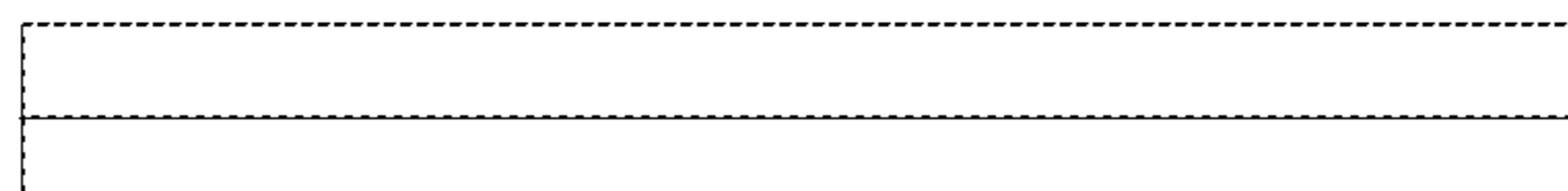
FIG. 1 is a front view of wireless transmission/reception
module showing our new design;
FIG. 2 is a top plan view thereof;
FIG. 3 is a bottom plan view thereof; and,
FIG. 4 is a left side view thereof.
In FIG. 2 all elements of the claimed design are flat and
coplanar. In FIG. 3 all elements of the claimed design are flat
and coplanar.

(51) **LOC (11) Cl.** **14-03**

(52) **U.S. Cl.**
USPC **D14/230**

(58) **Field of Classification Search**
USPC D14/138, 230–238, 299, 358; D12/42,
D12/43
CPC H01Q 7/00; H01Q 13/10; H01Q 9/285;
H01Q 19/30; H01Q 19/12; H01Q 1/38;
H01Q 1/36; H01Q 5/0027; H01Q 1/48;

1 Claim, 2 Drawing Sheets



(56)

References Cited

U.S. PATENT DOCUMENTS

D778,851	S *	2/2017	Matsumoto	D13/182
2003/0030587	A1 *	2/2003	Yuasa	H01Q 1/243
					343/700 MS
2006/0054710	A1 *	3/2006	Forster	H01Q 1/22
					235/492
2007/0096993	A1	5/2007	Tikhov		
2010/0085326	A1	4/2010	Anno		
2010/0265150	A1	10/2010	Arvidsson		
2010/0308949	A1 *	12/2010	Lim	H01F 17/0013
					336/218
2011/0254739	A1	10/2011	Dudley		
2012/0038514	A1 *	2/2012	Bang	H05K 1/16
					343/700 MS
2014/0118191	A1 *	5/2014	Smith	H01Q 19/30
					342/372
2015/0234035	A1 *	8/2015	Lohofener	G01S 7/03
					343/702
2016/0248171	A1 *	8/2016	John	H01Q 21/26

* cited by examiner

FIG. 1




FIG. 2

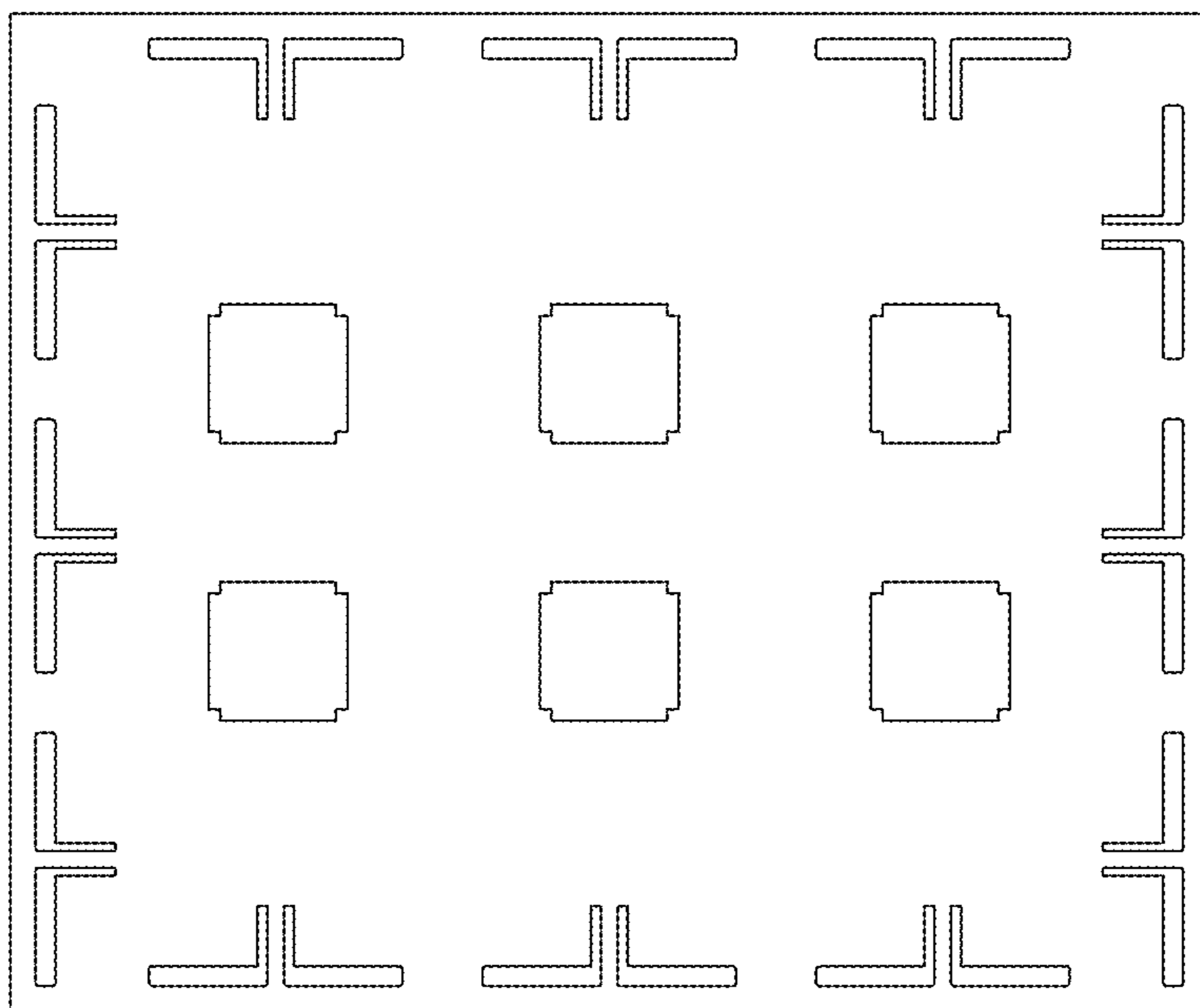


FIG. 3




FIG. 4

