



US00D830319S

(12) **United States Design Patent**  
**Podubni**

(10) **Patent No.:** **US D830,319 S**

(45) **Date of Patent:** **\*\* Oct. 9, 2018**

- (54) **MODULAR CIRCUIT BOARD**
- (71) Applicant: **Tiny PCB, Inc.**, San Jose, CA (US)
- (72) Inventor: **Edward Podubni**, San Jose, CA (US)
- (73) Assignee: **TinyPCB, Inc.**
- (\*\*) Term: **15 Years**
- (21) Appl. No.: **29/605,709**
- (22) Filed: **May 30, 2017**
- (51) **LOC (11) Cl.** ..... **13-03**
- (52) **U.S. Cl.**  
USPC ..... **D13/182**
- (58) **Field of Classification Search**  
USPC ..... D13/182; 174/68.1, 250, 253, 255, 256;  
318/567, 568.1; 361/600, 601, 718, 719,  
361/720, 728, 736, 748, 751, 752, 760,  
361/761, 807; 439/55, 65, 68, 76.1, 92,  
439/93, 95  
CPC ..... H05K 3/00; H05K 3/30; H05K 3/301;  
H05K 3/303; H05K 3/34; H05K 3/3405;  
H05K 3/341; H05K 3/36; H05K 3/361;  
H05K 3/363; H05K 3/40; H05K 7/14;  
H05K 7/1422; H05K 7/00; H05K 1/18;  
H05K 1/02; H05K 1/181; H05K 1/182;  
H05K 1/183; H05K 1/184; H05K 1/189;  
H05K 1/00  
See application file for complete search history.

(56) **References Cited**

**U.S. PATENT DOCUMENTS**

- 2,896,033 A \* 7/1959 Hartz ..... H01H 19/585  
200/11 D
- 3,072,734 A \* 1/1963 Fox ..... H02B 1/043  
174/254
- D279,670 S \* 7/1985 Lukits ..... D13/182
- 4,602,271 A \* 7/1986 Dougherty, Jr. .... H01L 23/5385  
257/697

- 4,715,928 A \* 12/1987 Hamby ..... H05K 3/4691  
156/150
- D319,045 S \* 8/1991 Hasegawa ..... D13/182
- D319,629 S \* 9/1991 Hasegawa ..... D13/182
- D319,814 S \* 9/1991 Hasegawa ..... D13/182
- D397,093 S \* 8/1998 Kim ..... D13/182
- 5,895,967 A \* 4/1999 Stearns ..... H01L 23/3128  
257/691
- D429,704 S \* 8/2000 Kang ..... D13/182
- 6,121,554 A \* 9/2000 Kamikawa ..... H05K 1/113  
174/255
- D440,209 S \* 4/2001 Kang ..... D13/182
- D442,149 S \* 5/2001 Kang ..... D13/182
- D442,150 S \* 5/2001 Kang ..... D13/182
- D442,567 S \* 5/2001 Kang ..... D13/182
- D457,146 S \* 5/2002 Yamamoto ..... D13/182
- 6,418,030 B1 \* 7/2002 Yamaguchi ..... H01L 23/24  
257/698
- 6,462,570 B1 10/2002 Price et al.
- D466,093 S \* 11/2002 Ebihara ..... D13/182
- D471,167 S \* 3/2003 Ebihara ..... D13/182

(Continued)

*Primary Examiner* — Elizabeth J Oswecki

(74) *Attorney, Agent, or Firm* — Cooley LLP


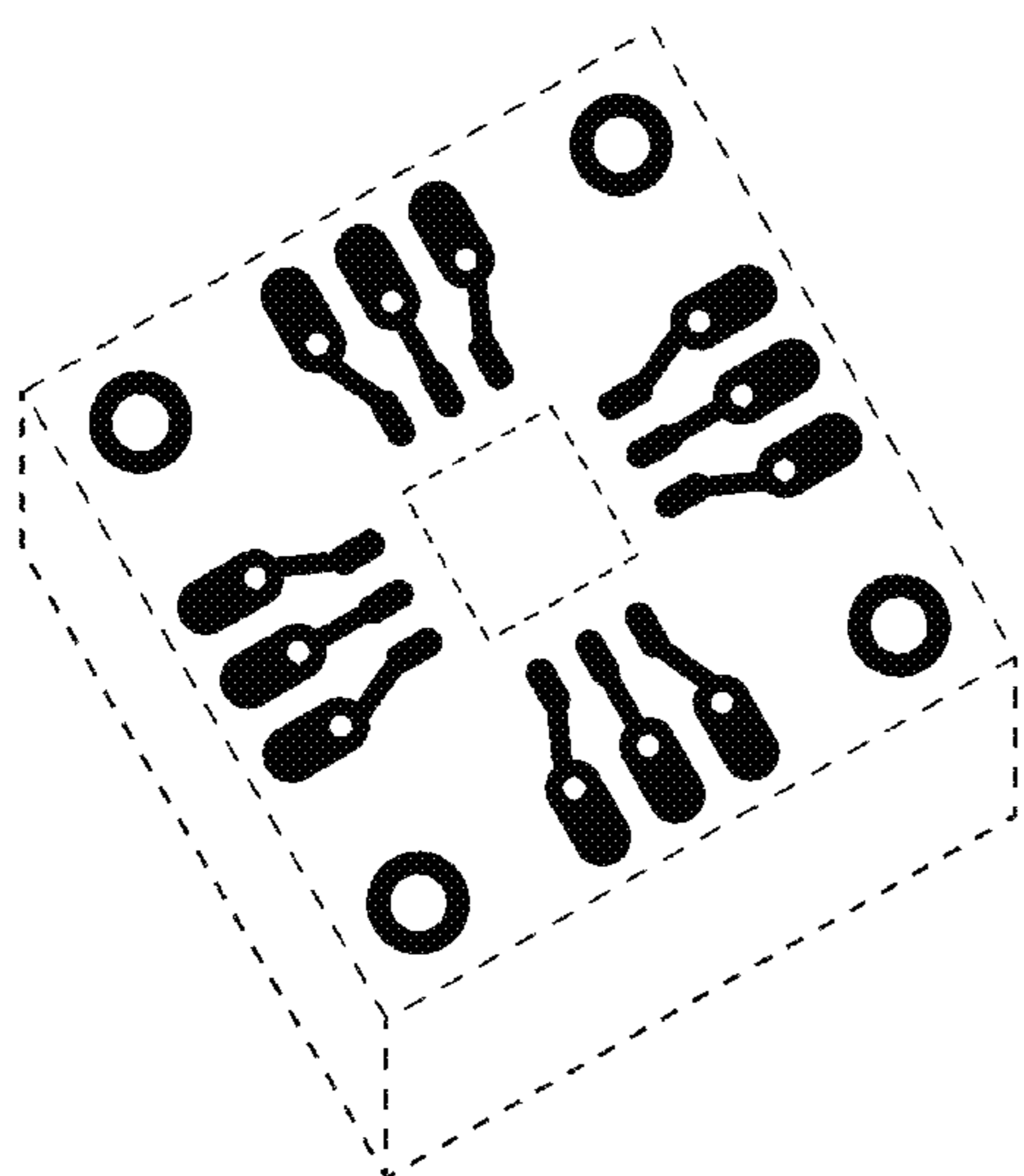
(57) **CLAIM**

The ornamental design for a modular circuit board, as shown and described.

**DESCRIPTION**

FIG. 1 is a top perspective view of a modular circuit board, showing my new design;  
 FIG. 2 is a bottom perspective view thereof;  
 FIG. 3 is a top view thereof;  
 FIG. 4 is a bottom view thereof; and,  
 FIG. 5 is a side view thereof, all other side views being a mirror image thereof.  
 The broken lines shown in the drawings represent portions of the modular circuit board that form no part of the claimed design.

**1 Claim, 5 Drawing Sheets**



(56)

## References Cited

## U.S. PATENT DOCUMENTS

D474,773 S \* 5/2003 Kondo ..... D13/182  
D485,536 S \* 1/2004 Dang ..... D13/182  
6,936,916 B2 \* 8/2005 Moxham ..... H01L 23/13  
174/256  
D552,048 S \* 10/2007 He ..... D13/182  
D556,158 S \* 11/2007 Kong ..... D13/182  
7,511,228 B2 3/2009 Yaung et al.  
D599,308 S \* 9/2009 Blumberg, Jr. .... D13/182  
D605,613 S \* 12/2009 Carter ..... D13/182  
D639,756 S \* 6/2011 Greene, Jr. .... D13/182  
D642,546 S \* 8/2011 Greene, Jr. .... D13/182  
D645,039 S \* 9/2011 Chen ..... D14/341  
8,113,888 B2 \* 2/2012 Carter ..... H01R 9/03  
439/676  
D676,004 S \* 2/2013 Lyubachev ..... D13/182  
D699,201 S \* 2/2014 Petsch ..... D13/182  
D768,115 S \* 10/2016 Kazanchian ..... D13/182  
D794,586 S \* 8/2017 Takahashi ..... D13/182  
D799,438 S \* 10/2017 Takahashi ..... D13/182  
D804,437 S \* 12/2017 Kantor ..... D13/182  
2009/0250246 A1 10/2009 Yaung et al.

\* cited by examiner

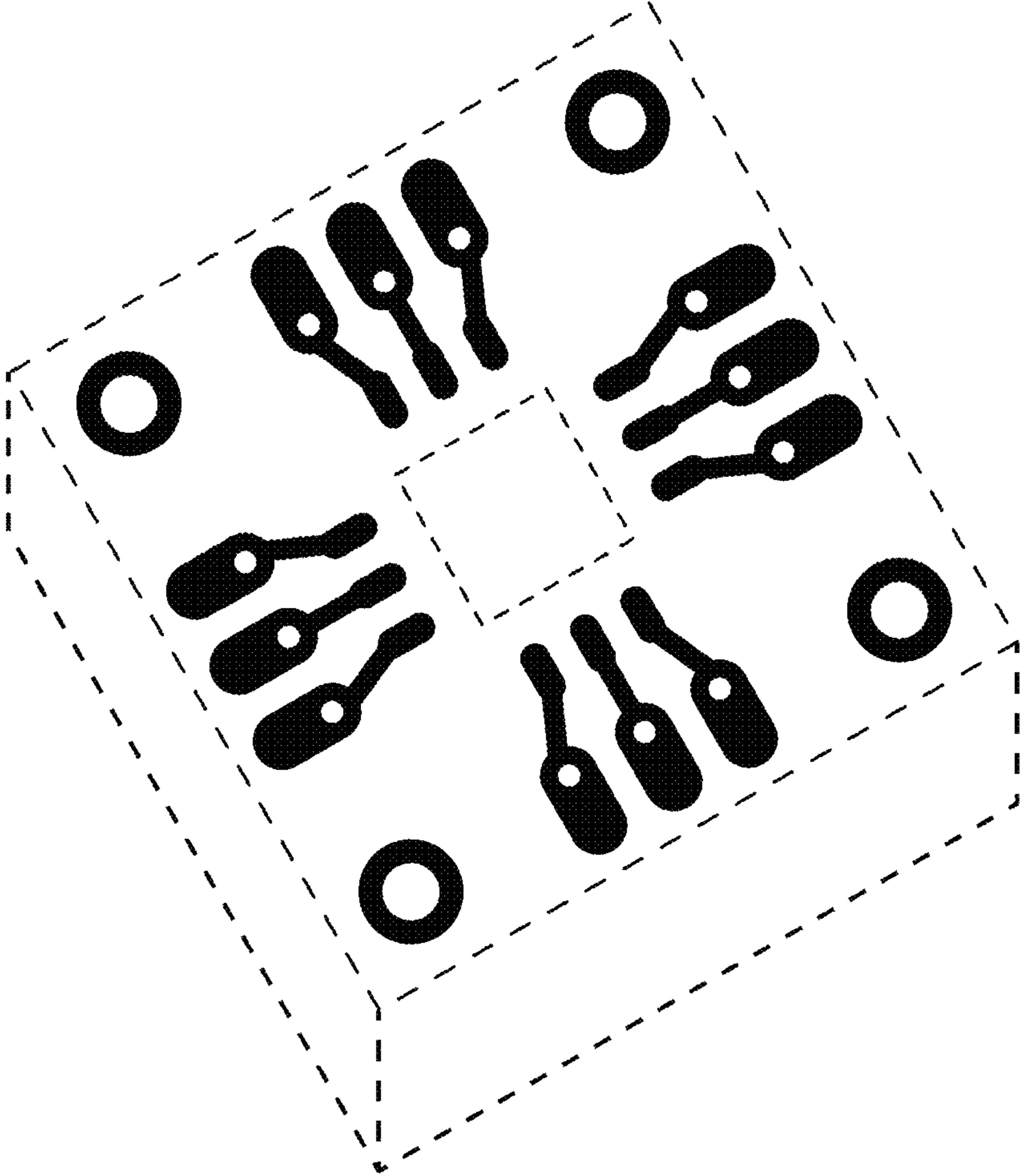


FIG. 1




FIG. 2

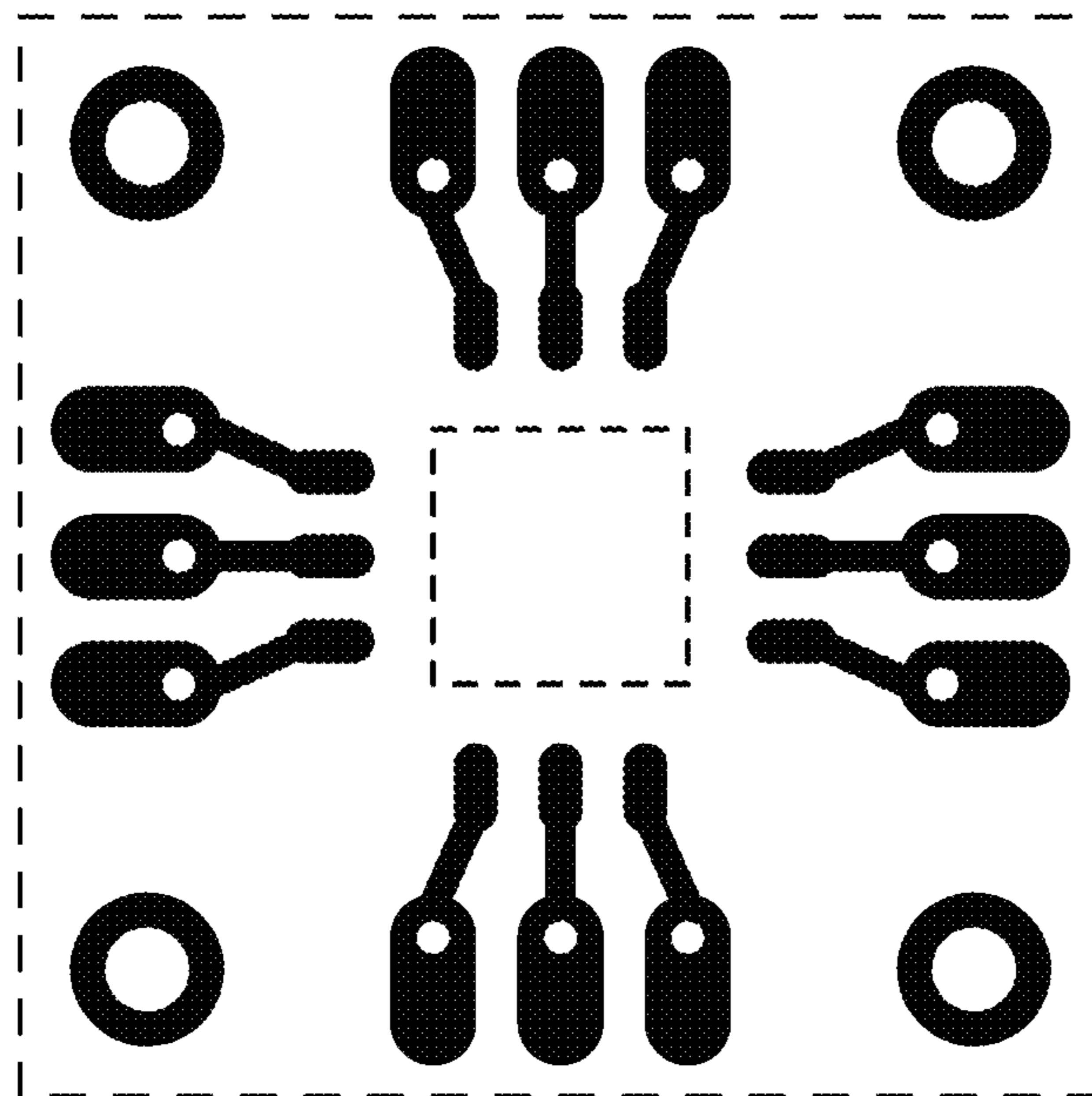


FIG. 3

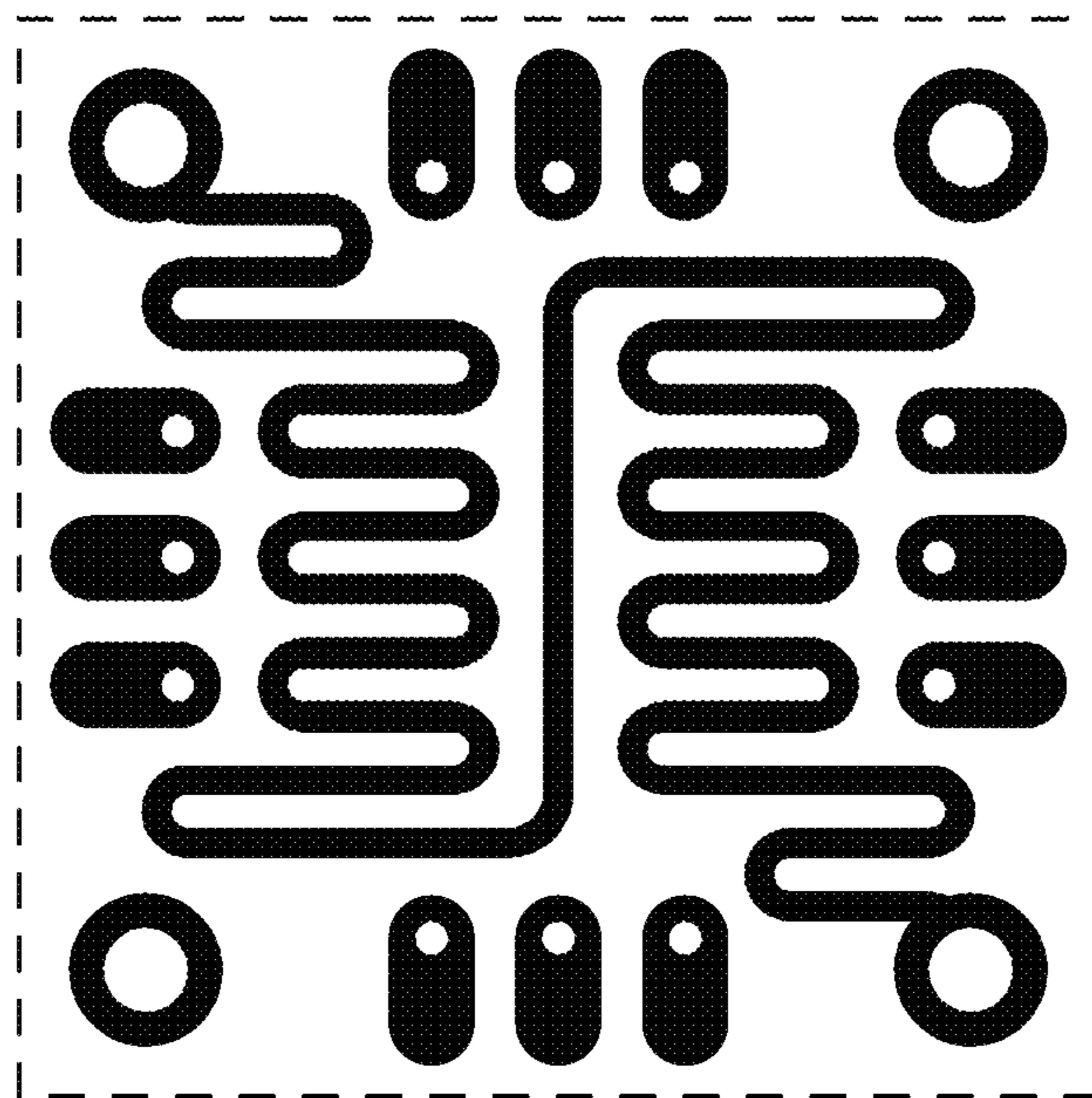


FIG. 4



FIG. 5