



US00D830312S

(12) **United States Design Patent** (10) **Patent No.:** **US D830,312 S**  
**Nguyen et al.** (45) **Date of Patent:** **\*\* Oct. 9, 2018**

(54) **CONNECTOR ASSEMBLY**  
(71) Applicant: **Molex, LLC**, Lisle, IL (US)  
(72) Inventors: **Duy Nguyen**, Chicago, IL (US);  
**Anthony Gerard Quebbemann**,  
Lisbon, WI (US)  
(73) Assignee: **Molex, LLC**, Lisle, IL (US)  
(\*\*) Term: **15 Years**

D412,435 S \* 8/1999 Cultice, Jr. .... D8/397  
6,017,243 A 1/2000 Castaldo  
D457,604 S \* 5/2002 Chen ..... D23/262  
D484,031 S \* 12/2003 Ellis ..... D8/387  
D484,036 S \* 12/2003 Koch ..... D8/397  
D496,101 S \* 9/2004 Davison ..... D24/112  
D502,644 S \* 3/2005 Ellis ..... D8/382  
D517,904 S \* 3/2006 Alkalay ..... D8/382  
D520,351 S \* 5/2006 Alkalay ..... D8/382  
D521,941 S \* 5/2006 Phung ..... D13/156  
D555,597 S \* 11/2007 Phung ..... D13/133

(Continued)

(21) Appl. No.: **29/618,987**  
(22) Filed: **Sep. 26, 2017**  
(51) **LOC (11) Cl.** ..... **13-03**  
(52) **U.S. Cl.**  
USPC ..... **D13/154**; D13/133; D13/147  
(58) **Field of Classification Search**  
USPC ..... D8/349, 350, 353, 354, 355, 356, 359,  
D8/366, 367, 373, 74, 381, 382, 383,  
D8/385; D13/154, 110, 133, 146, 147,  
D13/155, 150, 151, 153, 156, 184, 199;  
D23/254, 262, 265, 266; D24/127-131,  
D24/112-114, 133, 186; 606/181, 185;  
604/264, 523-528, 272, 187, 158,  
604/164.01-164.11, 181, 184, 227;  
600/101, 139, 143; 128/200.24, 207.14,  
128/207.15; 439/578, 579, 580, 581, 582,  
439/583, 584, 585, 694, 695, 944, 155,  
439/306-309, 352, 460, 469, 597, 600,  
439/607-610, 380  
CPC ..... H01R 12/716; H01R 2107/00; H01R  
13/6658; H01R 13/6275; H01R 13/514  
See application file for complete search history.

(56) **References Cited**  
U.S. PATENT DOCUMENTS

3,167,374 A 1/1965 Healy  
D347,467 S \* 5/1994 Medvick ..... D23/262  
5,743,759 A 4/1998 Pudims et al.

OTHER PUBLICATIONS

AEM Performance Electronics; "Installation Instructions for PN: 30-8444 Universal Gauge Boot for 52MM (2 1/16") Gauges"; Publication date unknown but prior to filing date of present application, pp. 1-3, Advanced Engine Management Inc., Hawthorne, CA.

(Continued)

*Primary Examiner* — David Muller  
*Assistant Examiner* — Nathan Johnston  
(74) *Attorney, Agent, or Firm* — Banner & Witcoff, Ltd.

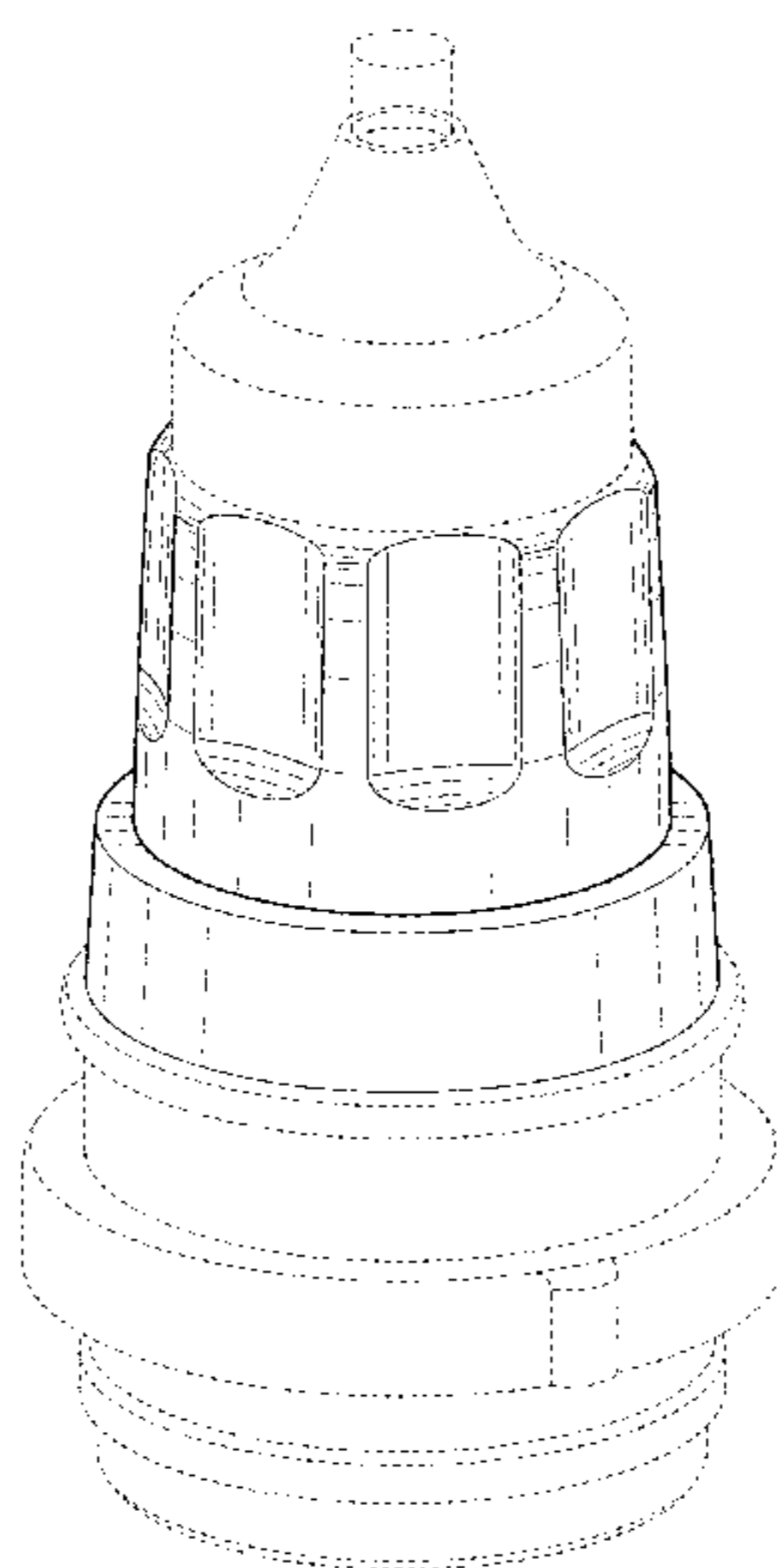
(57) **CLAIM**

The ornamental design for a connector assembly, as shown and described.

**DESCRIPTION**

FIG. 1 is a front perspective view of a connector assembly showing our new design;  
FIG. 2 is a front elevation view thereof;  
FIG. 3 is a right side elevation view thereof;  
FIG. 4 is a left side elevation view thereof;  
FIG. 5 is a top plan view thereof; and,  
FIG. 6 is a rear elevation view thereof.  
The broken line showing of the remainder of a connector assembly represents unclaimed environmental subject matter and forms no part of the claimed design.

**1 Claim, 6 Drawing Sheets**



(56)

## References Cited

## U.S. PATENT DOCUMENTS

D568,969	S *	5/2008	Bucchi	.....	D23/262
D578,482	S *	10/2008	Amidon	.....	D13/133
D590,701	S *	4/2009	Hockman	.....	D8/382
D600,210	S *	9/2009	Snyder	.....	D13/133
D623,049	S *	9/2010	Zeyfang	.....	D8/397
7,857,647	B2	12/2010	Bracci et al.		
D659,103	S *	5/2012	Natoli	.....	D13/156
D662,059	S *	6/2012	Amidon	.....	D13/151
D669,980	S *	10/2012	Lev	.....	D24/129
8,479,383	B2 *	7/2013	Van Swearingen	.....	B23K 20/129
					29/828
D688,937	S *	9/2013	Brewer	.....	D8/382
D709,834	S *	7/2014	Liu	.....	D13/151
D713,705	S *	9/2014	Mina	.....	D8/397
D719,244	S *	12/2014	Yang	.....	D23/262
D736,358	S *	8/2015	Melo	.....	D23/262
D760,363	S *	6/2016	Yang	.....	D23/262
D760,384	S *	6/2016	Niunoya	.....	D24/127
D781,787	S *	3/2017	Spiel	.....	D13/149
D787,054	S *	5/2017	Rini	.....	D24/130
D790,044	S *	6/2017	Li	.....	D23/262
D807,794	S *	1/2018	Guse	.....	D12/159
D810,029	S *	2/2018	Robert	.....	D13/151
2002/0133124	A1 *	9/2002	Leinsing	.....	A61M 39/26
					604/256
2010/0055978	A1 *	3/2010	Montena	.....	H01R 13/622
					439/583
2012/0129389	A1 *	5/2012	Van Swearingen	.....	B23K 20/129
					439/578
2013/0034404	A1 *	2/2013	Pecho	.....	F16B 37/068
					411/378
2013/0143438	A1 *	6/2013	Wilson	.....	H01R 9/0524
					439/578
2014/0012204	A1 *	1/2014	Bosshardt	.....	A61M 39/1011
					604/187
2015/0147919	A1 *	5/2015	Seelig	.....	H01R 13/506
					439/695

## OTHER PUBLICATIONS

Ericson Manufacturing; "Plug, NEMA 5-15 Straight Blade 125V 15A Perma-Kleen Watertight 4X/6P SM 14W47, 1510-PW6P-AM"; Publication date unknown but prior to filing date of present application; Date Accessed: Feb. 13, 2018; URL: < <https://eselect.ericson.com/ecatalog/wiring-devices/en/1510-PW6P-AM>>.

Ericson Manufacturing; "Connector, Perma-Tite NEMA 5-15R 2P/3W Straight Blade 15A 125V 1ph, Safety Yellow, 1610-CW6P"; Publication date unknown but prior to filing date of present application; Date Accessed: Feb. 13, 2018; URL: < <https://eselect.ericson.com/ecatalog/wiring-devices/en/1610-CW6P>>.

AMP Incorporated; "Instruction Sheet IS 7643"; AMP Circular Rubber Sealed Connectors (CRSC); pp. 1-2; AMP Incorporated, Harrisburg, PA.

Hubbell; "Watertight Devices, 15A, 125V, 2 Pole, 3 Wire, Straight Blade Plug"; Publication date unknown but prior to filing date of present application; Hubbell Wiring Device—Kellems; Shelton, CT.

Hubbell; "Watertight Devices, 15A, 125V, 2 Pole, 3 Wire, Straight Blade Connector"; Publication date unknown but prior to filing date of present application; Hubbell Wiring Device—Kellems; Shelton, CT.

Leviton; "15W47, 15 Amp, 125 Volt, NEMA 5-15R, 2P, 3W, Connector, Straight Blade, Industrial Grade, Grounding, Wetguard—Yellow"; Publication date unknown but prior to filing date of present application; pp. 1-2; Date Access: Feb. 16, 2018; URL: < <http://www.leviton.com/en/products/15w47>>.

Leviton; "14W47, 15 Amp, 125 Volt, NEMA 5-15R, 2P, 3W, Plug, Straight Blade, Industrial Grade, Grounding, Wetguard—Yellow"; Publication date unknown but prior to filing date of present application; pp. 1-3; Date Access: Feb. 16, 2018; URL: < <http://www.leviton.com/en/products/14w47>>.

\* cited by examiner

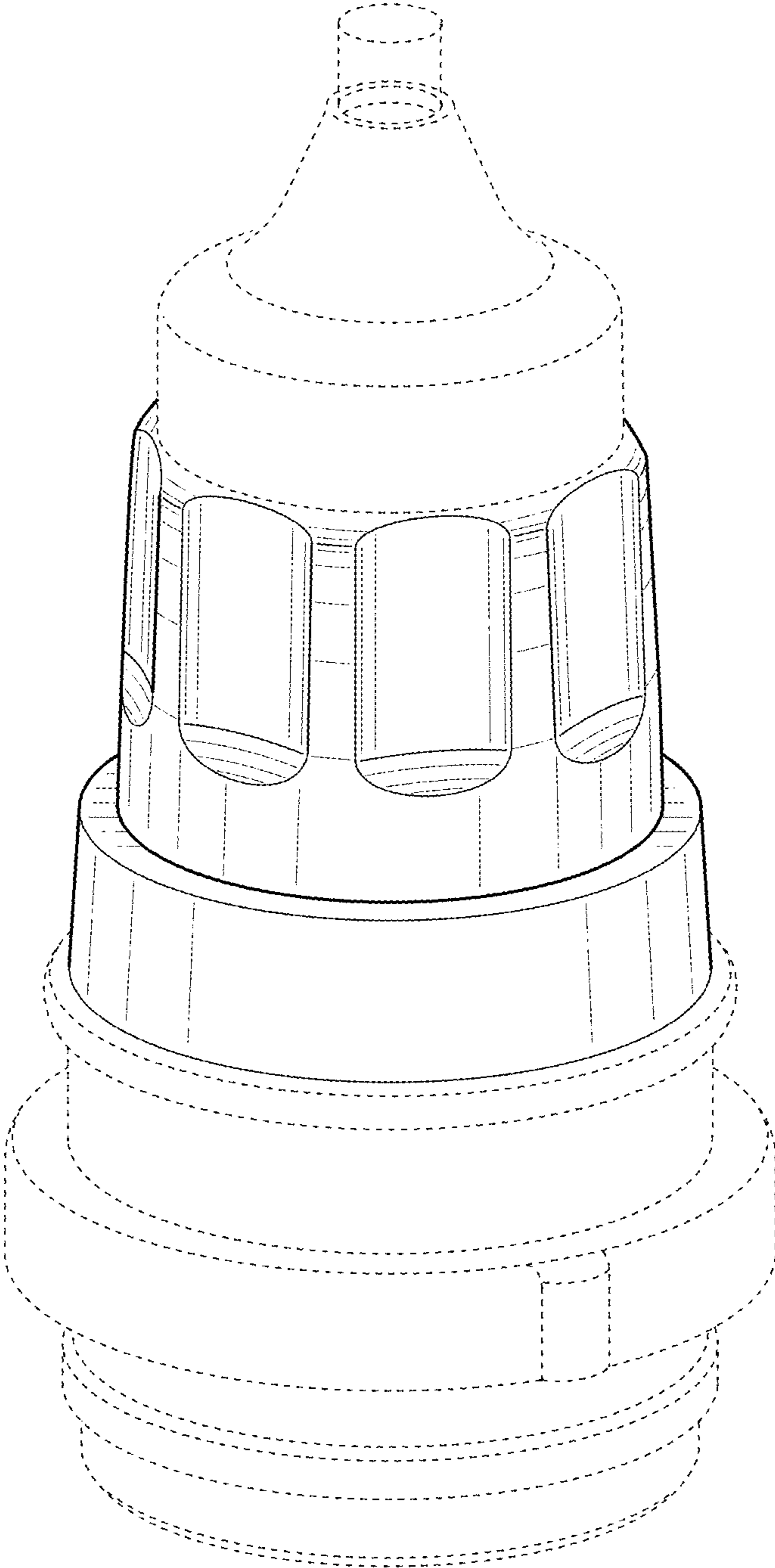
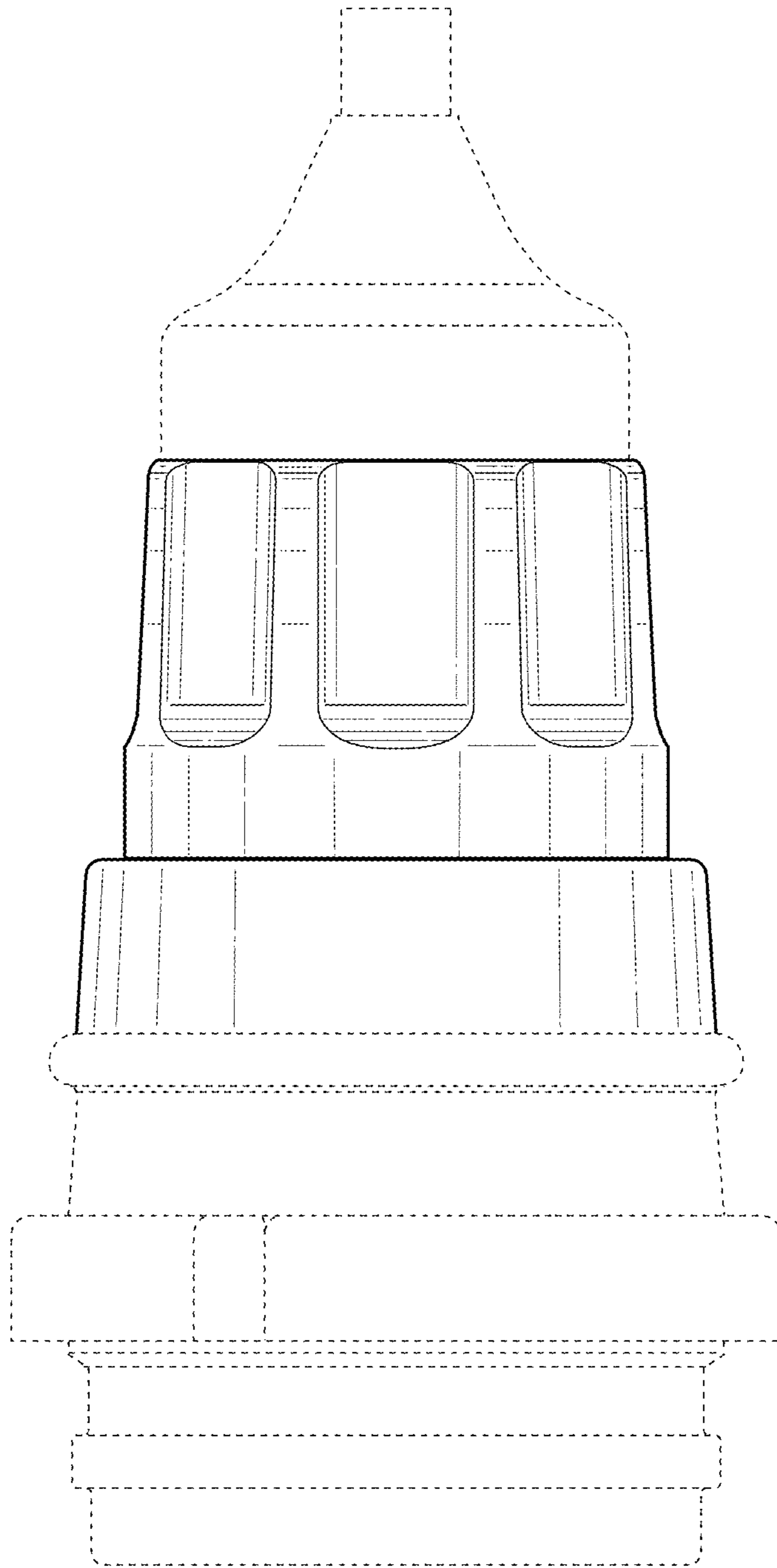
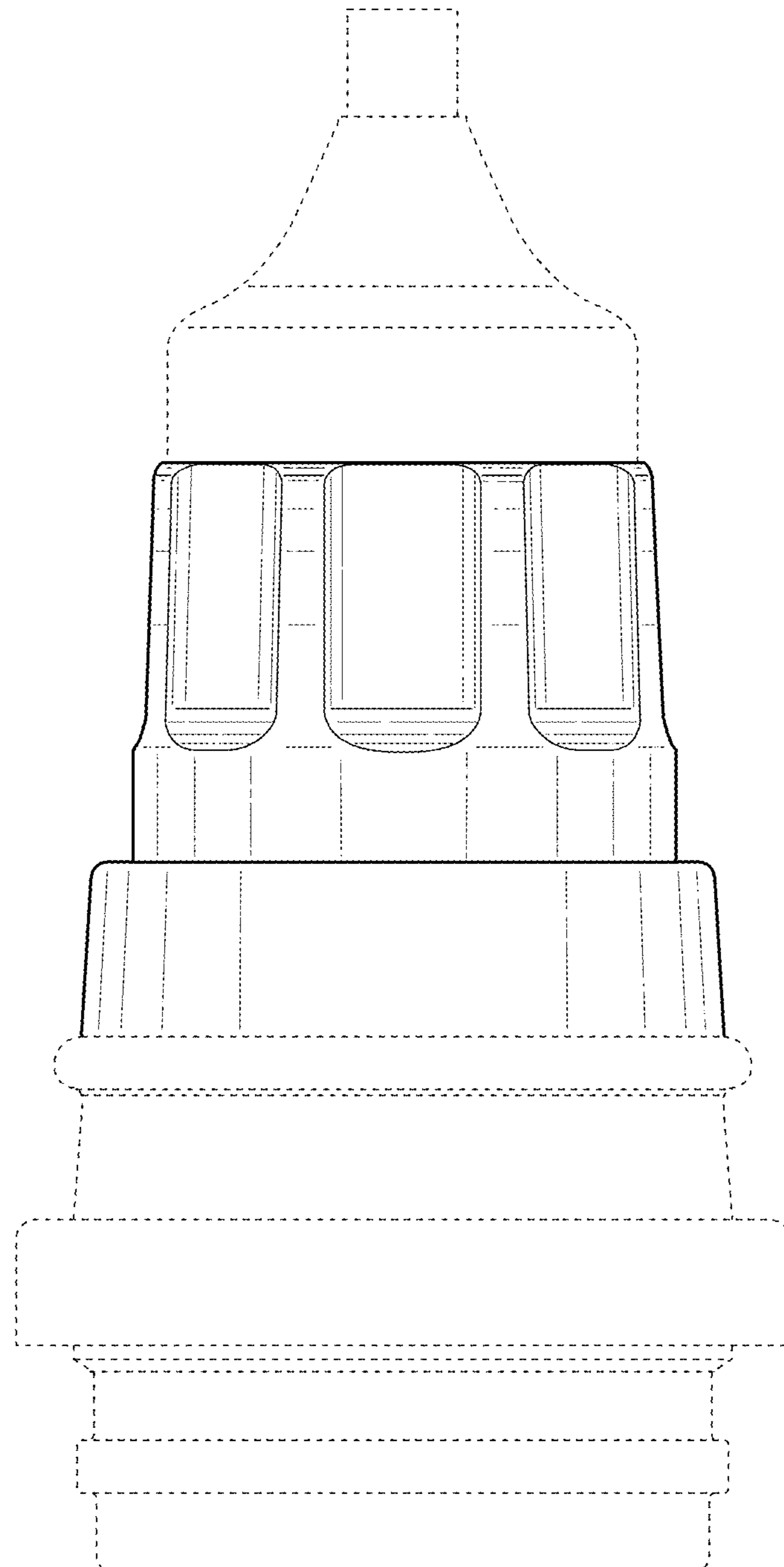


FIG. 1



**FIG. 2**



**FIG. 3**

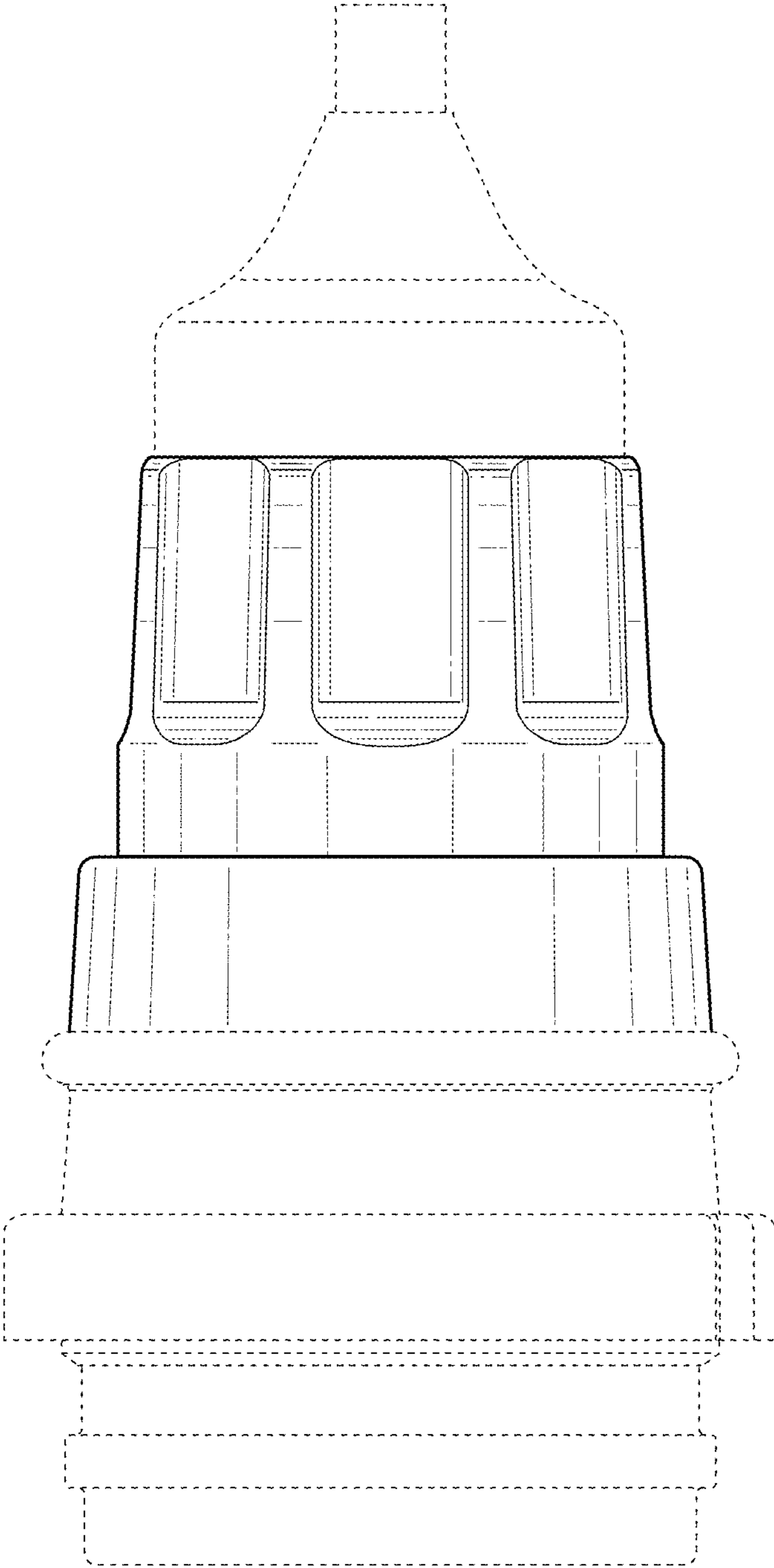
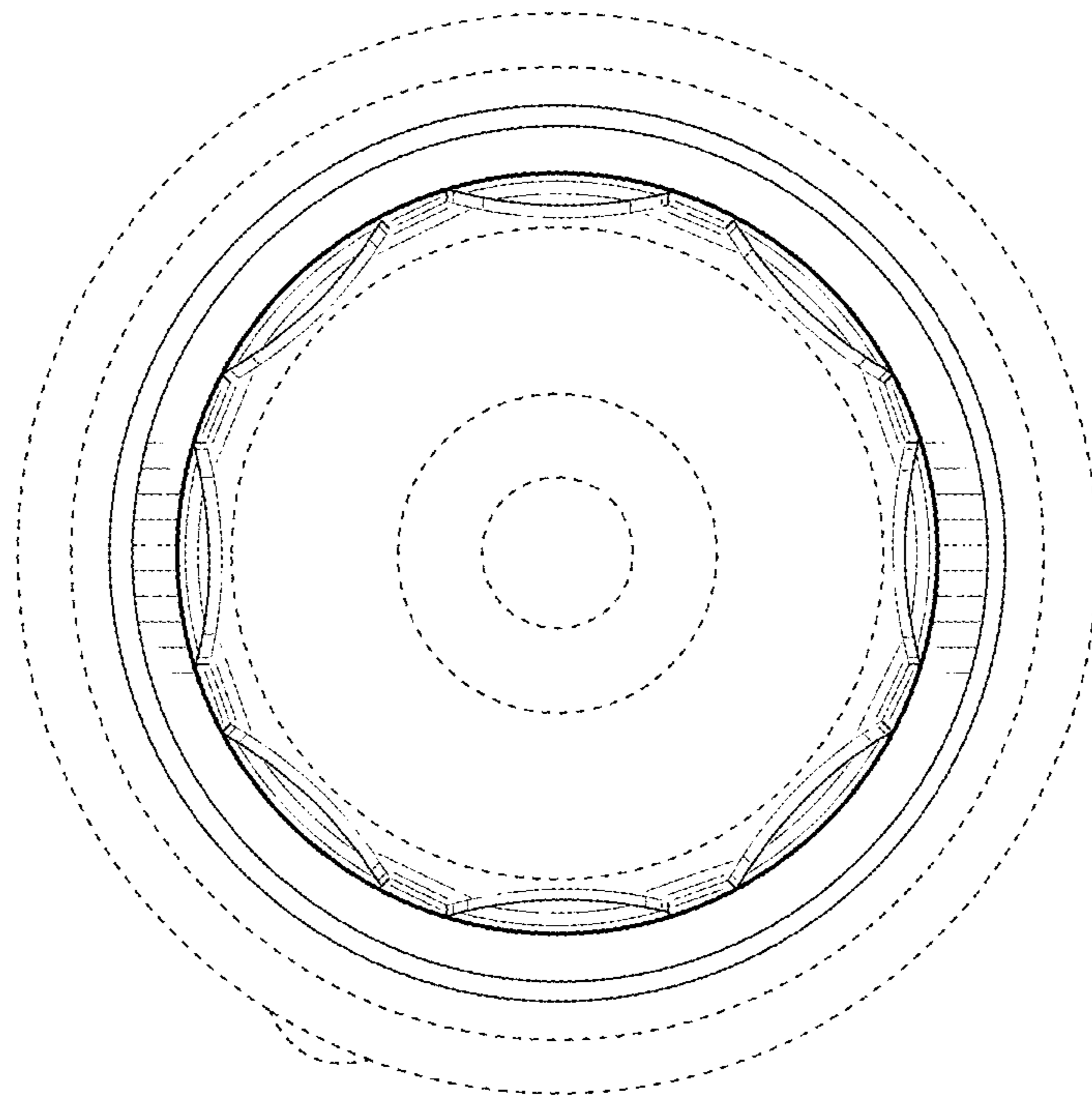
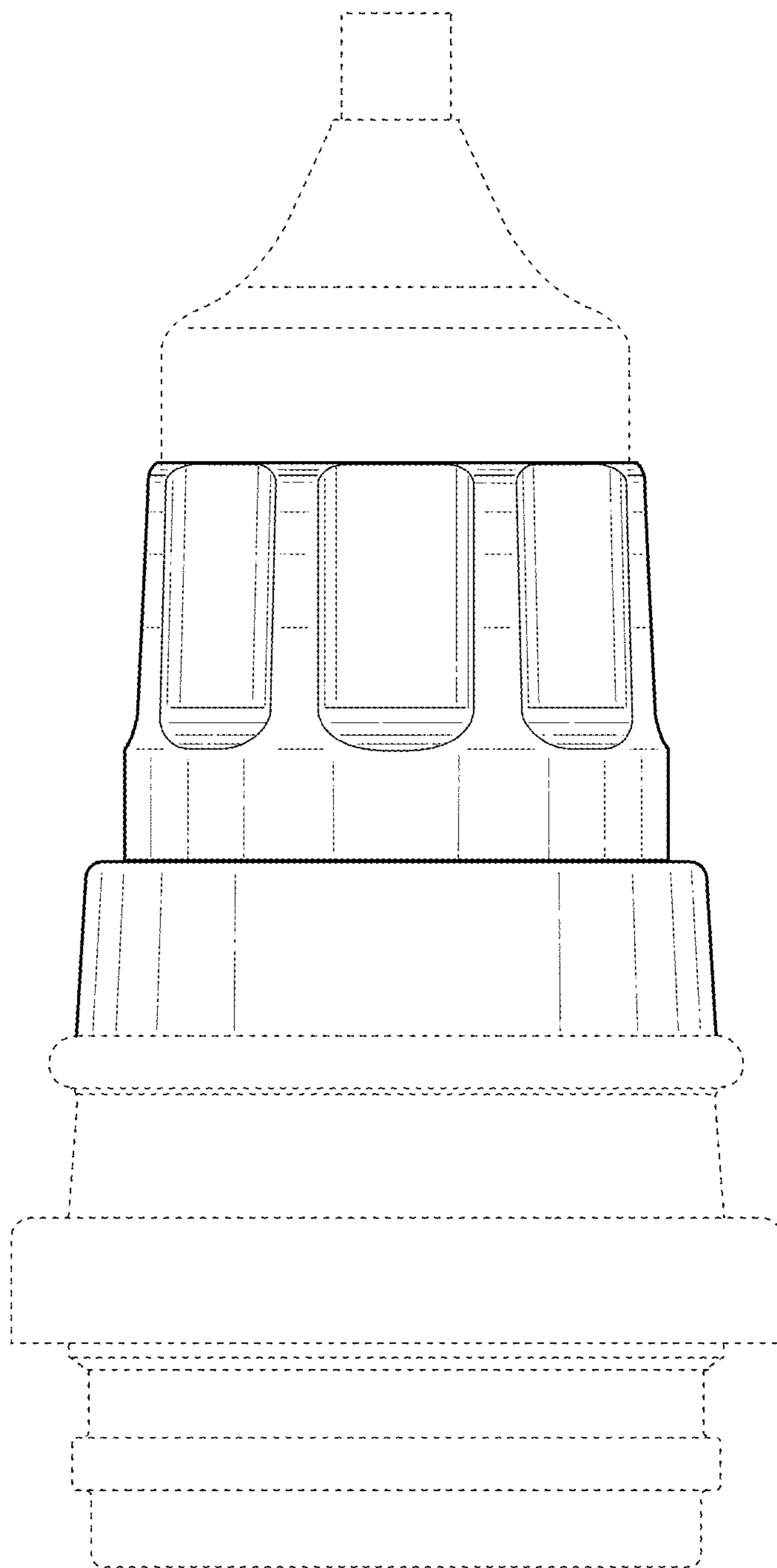


FIG. 4



**FIG. 5**



**FIG. 6**