



US00D830301S

(12) **United States Design Patent**
Toscani et al.

(10) **Patent No.:** **US D830,301 S**

(45) **Date of Patent:** **** Oct. 9, 2018**

- (54) **JUMPER CLAMP**
- (71) Applicants: **Gerard M Toscani**, Moorestown, NJ (US); **Henry J Mack, Jr.**, Phillipsburg, NJ (US); **Oliver Sha**, West Islip, NY (US)
- (72) Inventors: **Gerard M Toscani**, Moorestown, NJ (US); **Henry J Mack, Jr.**, Phillipsburg, NJ (US); **Oliver Sha**, West Islip, NY (US)
- (73) Assignee: **Paris Business Products, Inc.**, Westampton, NJ (US)
- (**) Term: **15 Years**
- (21) Appl. No.: **29/552,134**
- (22) Filed: **Jan. 20, 2016**
- (51) **LOC (11) Cl.** **13-03**
- (52) **U.S. Cl.**
USPC **D13/120**
- (58) **Field of Classification Search**
USPC D13/102-106, 110, 119-121, 184, 199;
429/163, 176; 439/504; D8/395
CPC H01R 11/24; H01R 11/281; H01R 11/286
See application file for complete search history.

- 3,008,114 A * 11/1961 Adkins H01R 11/286
439/224
- 3,188,605 A * 6/1965 Slenker H01R 11/22
24/554
- 3,605,066 A * 9/1971 Vierck, Sr. H01R 11/24
439/219
- 3,737,832 A * 6/1973 Anderson H01R 4/64
439/822
- 4,072,388 A * 2/1978 Dunn A61B 5/0416
439/268

(Continued)

Primary Examiner — Derrick Holland
Assistant Examiner — Jennifer O King
(74) *Attorney, Agent, or Firm* — Stuart M. Goldstein

(57) **CLAIM**

The ornamental design for a jumper clamp, as shown and described.

DESCRIPTION

FIG. 1 is a top perspective view of a jumper clamp showing our new design.

FIG. 2 is a bottom perspective view of the jumper clamp of the present invention.

FIG. 3 is an elevation view of the jumper clamp of the present invention.

FIG. 4 is the opposite elevation view of the jumper clamp of the present invention.

FIG. 5 is a top view of the jumper clamp of the present invention.

FIG. 6 is a bottom view of the jumper clamp of the present invention.

FIG. 7 is a rear view of the jumper clamp of the present invention.

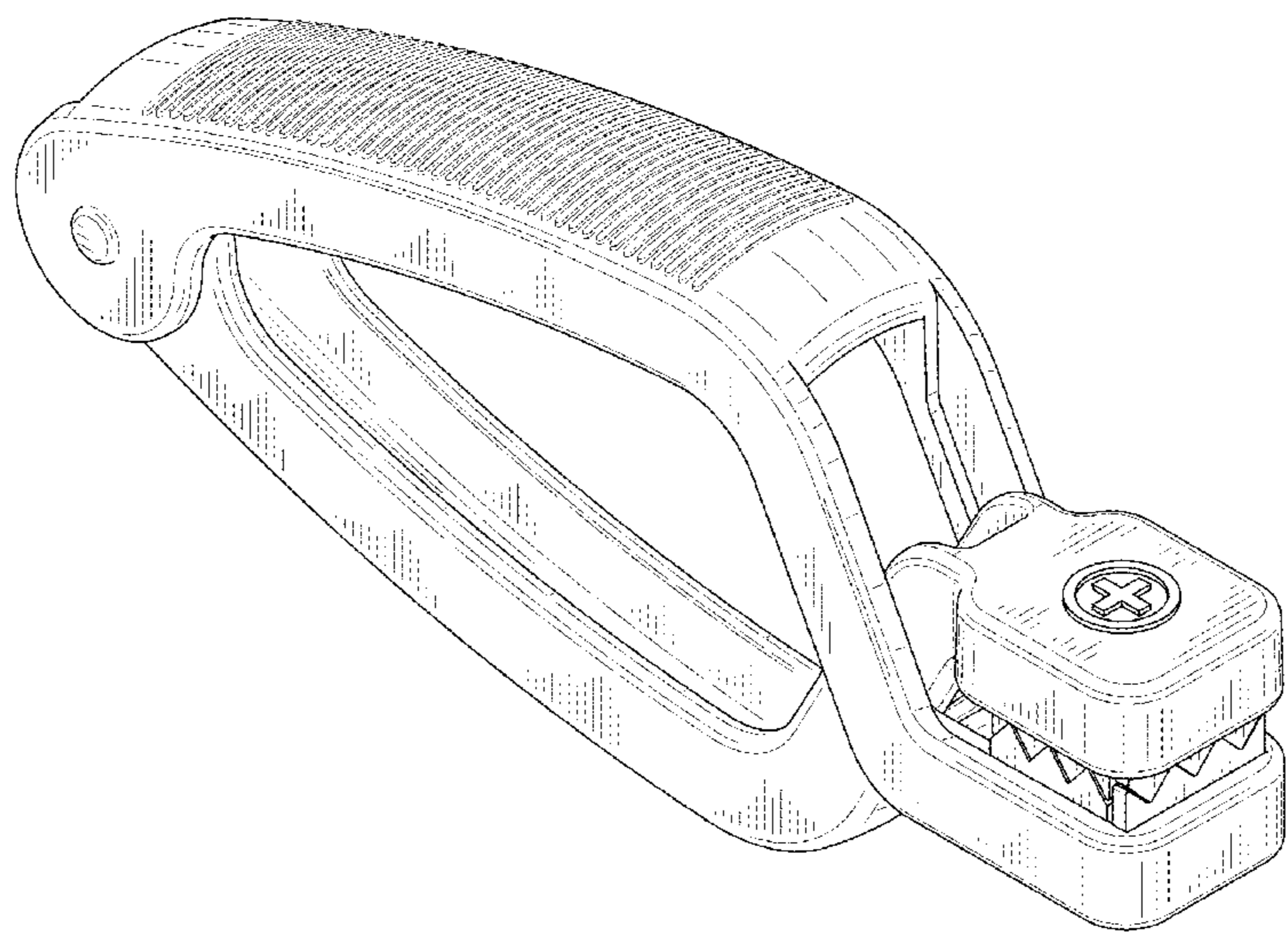
FIG. 8 is a front view of the jumper clamp of the present invention; and,

FIG. 9 is a top perspective view of the jumper clamp of the present invention with its jaws in an open position.

The broken lines shown represent portions of the jumper clamp that form no part of the claimed design.

1 Claim, 7 Drawing Sheets

- (56) **References Cited**
U.S. PATENT DOCUMENTS
- 1,480,847 A * 1/1924 Walker H01R 11/282
439/829
- 1,492,657 A * 5/1924 Walker H01R 11/24
439/224
- 1,521,903 A * 1/1925 Mueller H01R 11/24
24/564
- 1,698,379 A * 1/1929 Taylor H01R 11/282
24/DIG. 22
- 2,585,089 A * 2/1952 Caldwell B63B 21/08
114/294



(56)

References Cited

U.S. PATENT DOCUMENTS

4,178,052 A * 12/1979 Ekbon H01R 11/22
439/268
4,181,392 A * 1/1980 Casler B23K 37/0435
269/257
4,463,402 A * 7/1984 Cottrell H02J 7/0034
320/105
4,923,234 A * 5/1990 Fairley A47G 21/10
294/5
D408,785 S * 4/1999 Davis D13/120
D571,179 S * 6/2008 Ahlgren D8/395
D622,584 S * 8/2010 Byron D8/395
D625,265 S * 10/2010 DuMelle D13/120
8,047,671 B2 * 11/2011 Fan F21L 4/00
362/119
2011/0287673 A1 * 11/2011 Fan H01R 11/24
439/828
2017/0054232 A1 * 2/2017 Toscani H01R 11/24

* cited by examiner

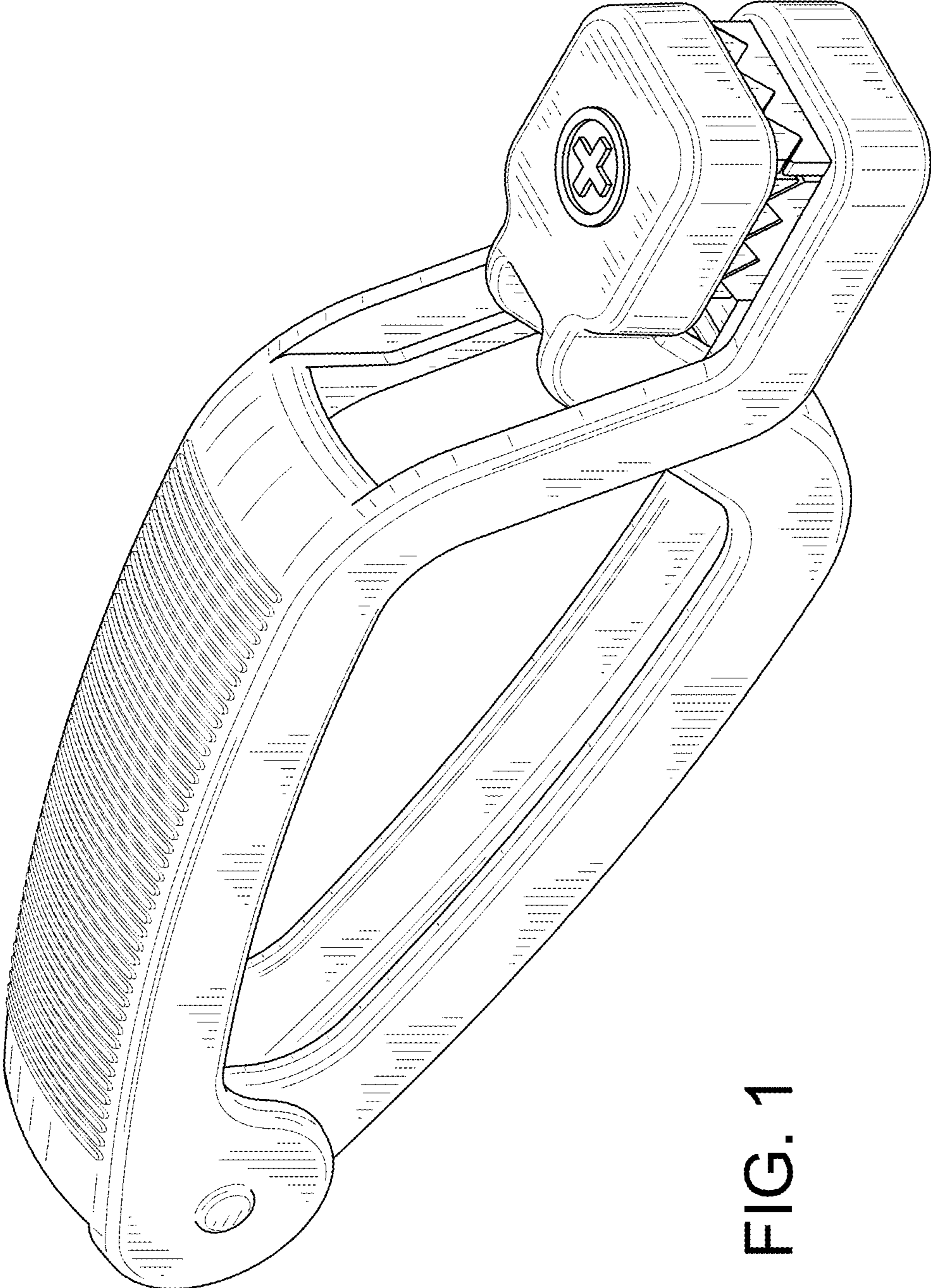


FIG. 1

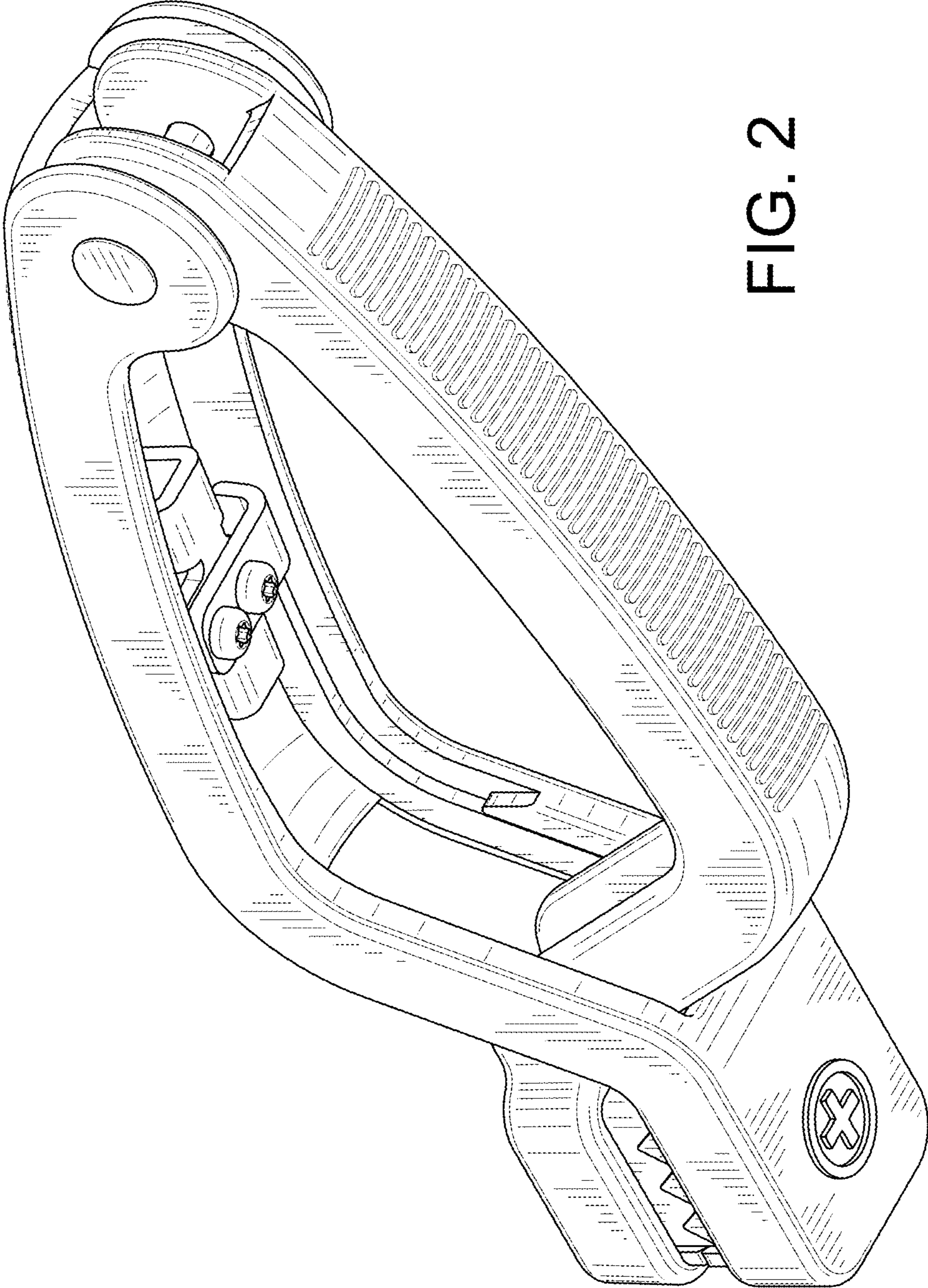


FIG. 2

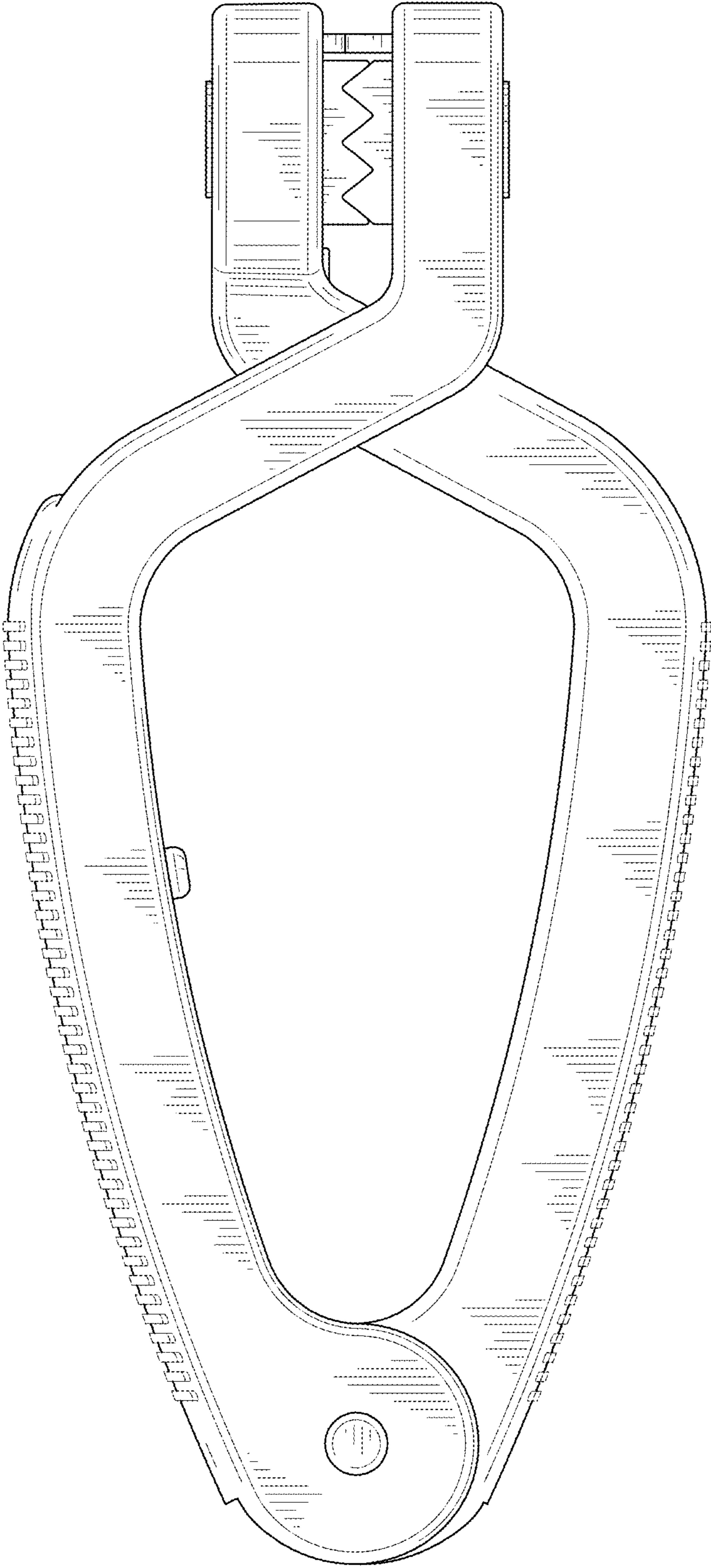


FIG. 3

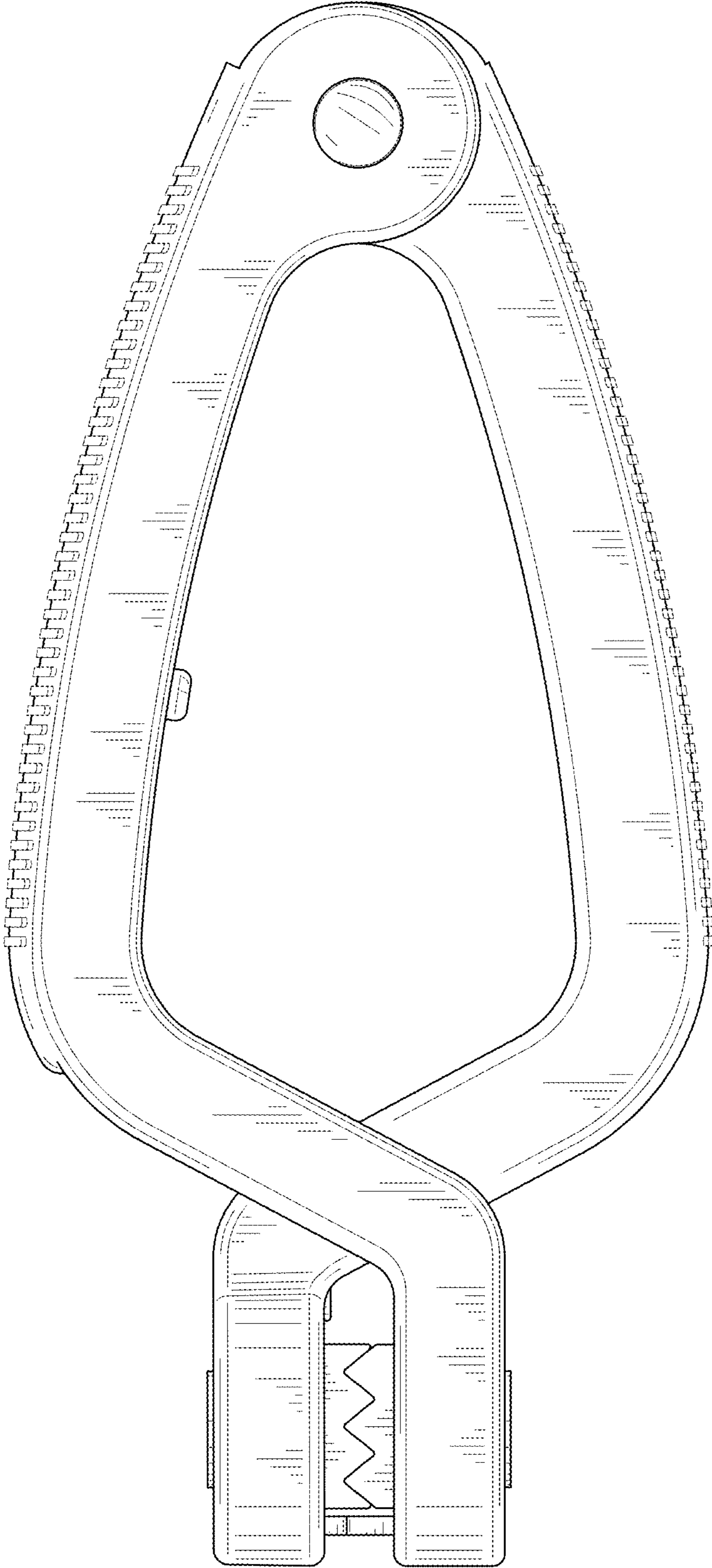


FIG. 4

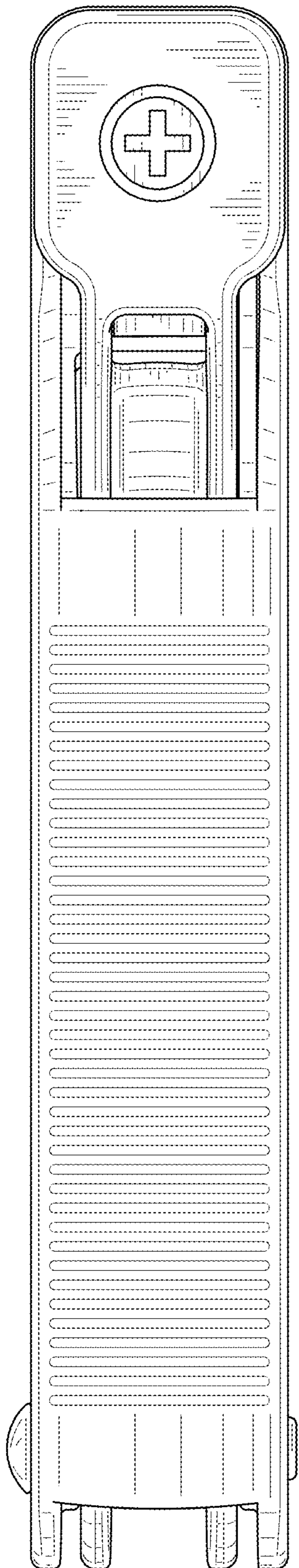


FIG. 5

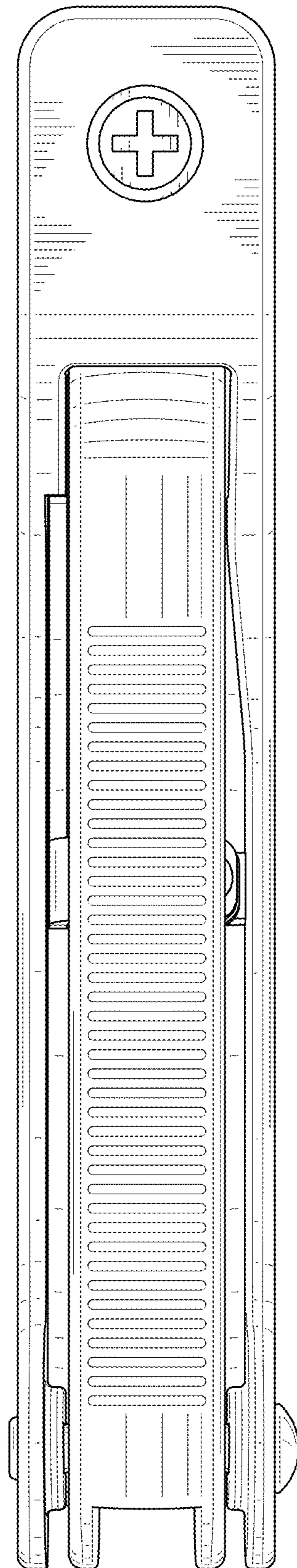


FIG. 6

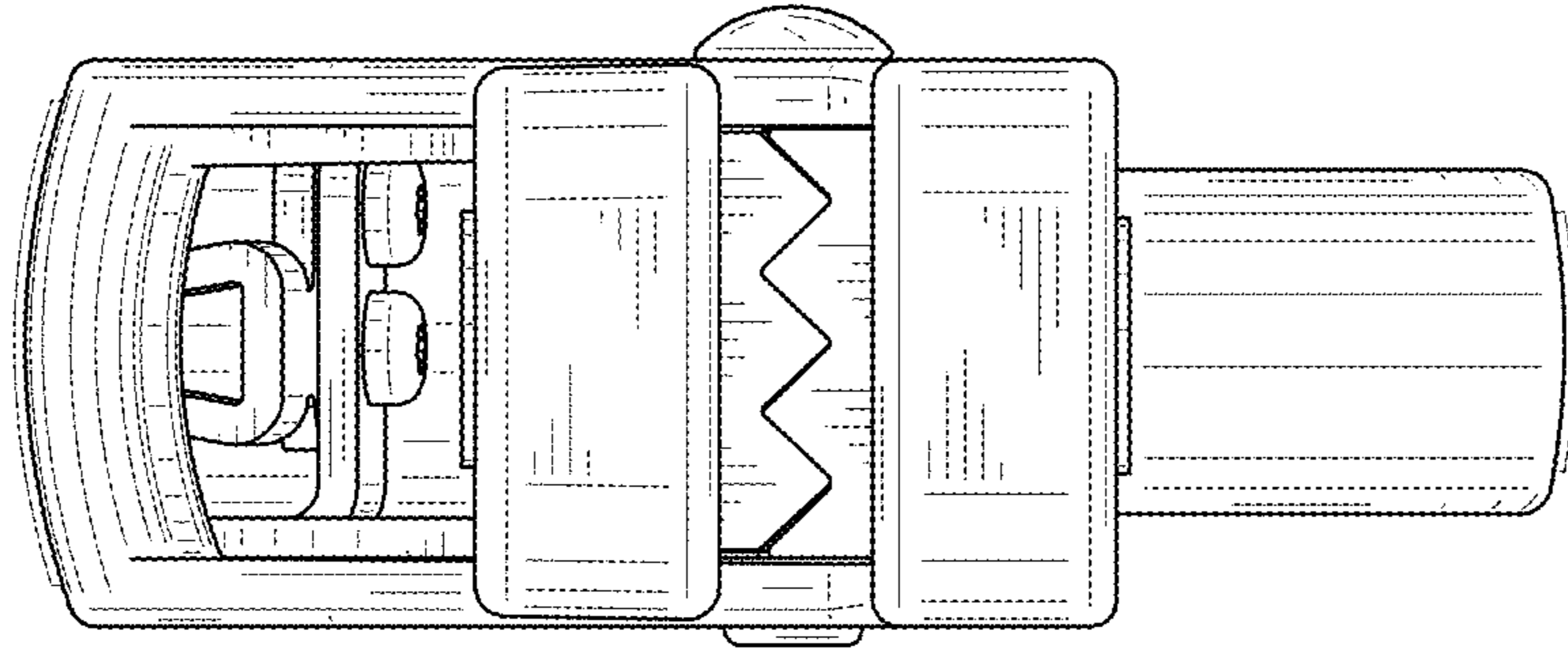


FIG. 7

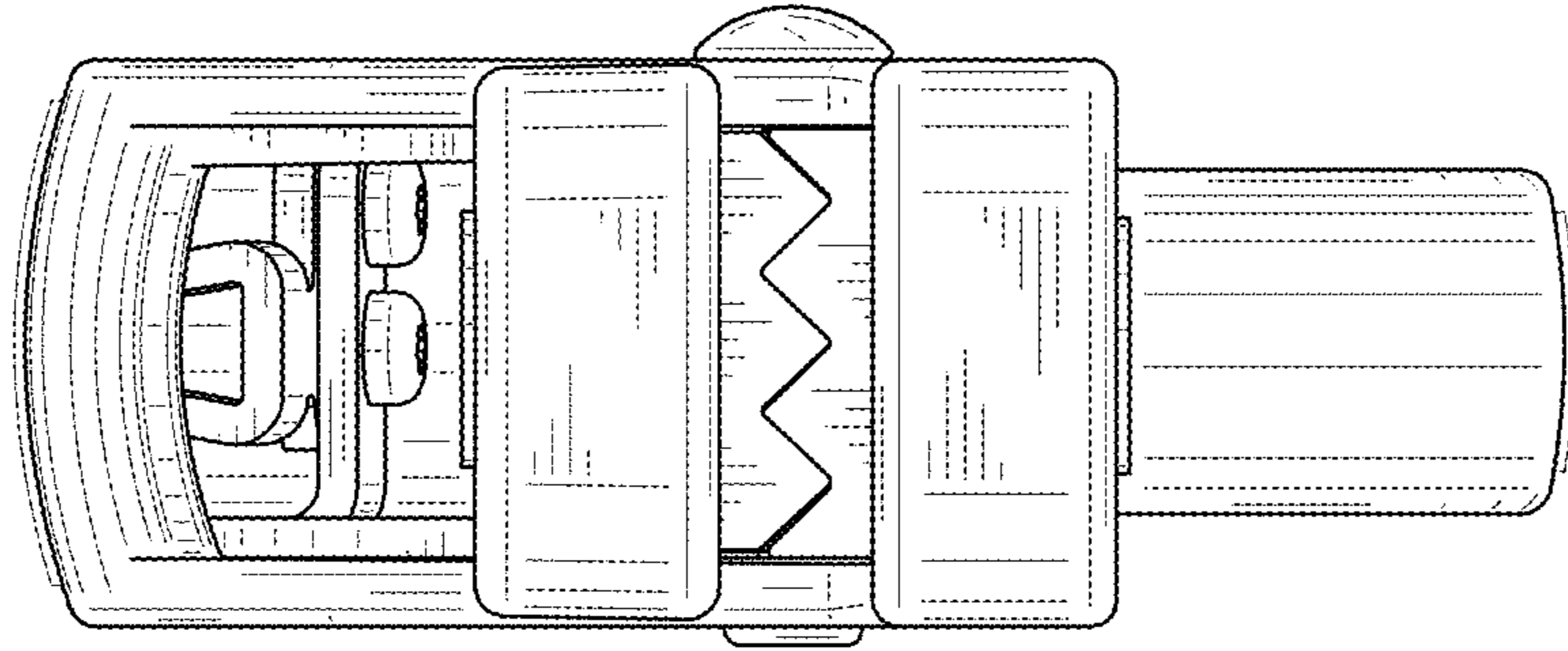


FIG. 8

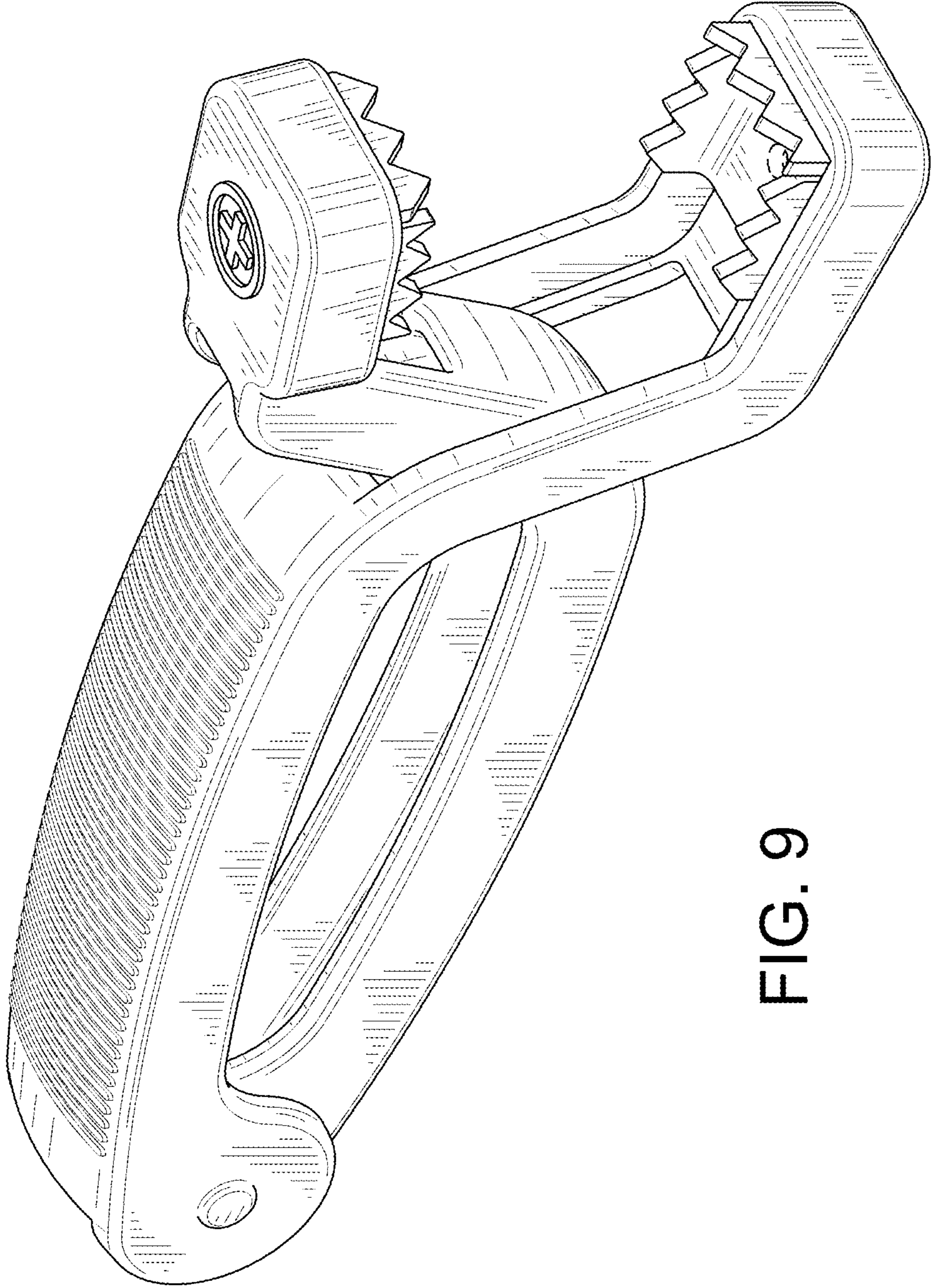


FIG. 9