



US00D830297S

(12) **United States Design Patent**
Huang

(10) **Patent No.:** **US D830,297 S**

(45) **Date of Patent:** **** Oct. 9, 2018**

(54) **CHARGER**

(71) Applicant: **Hongping Huang**, Changning (CN)

(72) Inventor: **Hongping Huang**, Changning (CN)

(**) Term: **15 Years**

(21) Appl. No.: **29/601,081**

(22) Filed: **Apr. 19, 2017**

(51) **LOC (11) Cl.** **13-02**

(52) **U.S. Cl.**
USPC **D13/107**

(58) **Field of Classification Search**

USPC D13/107, 108, 109, 110, 118, 119, 184,
D13/103; D14/251, 253, 432, 434, 224,
D14/209.01, 216, 217

CPC Y02E 60/12; Y02T 90/14; Y02T 90/122;
Y02T 90/128; Y02T 90/163; H02J 7/025;
H02J 7/0042; H02J 7/0044; H02J 7/0045;
H02J 7/0003; H02J 2001/008; H02J 3/32;
H02J 3/008; H02J 7/0027; H02J 7/0013;
H02J 7/0054; H02J 7/00; H01F 38/14;
H01R 13/6675; H01M 2/1022; H01M
2/1055; H01M 10/44; H01M 10/46;
H01M 10/425; B60L 11/182; B60L
11/1809; B60L 11/1861; B60R 16/03

See application file for complete search history.

(56) **References Cited**

U.S. PATENT DOCUMENTS

D575,729 S * 8/2008 Nomi D13/107
D576,100 S * 9/2008 Wang D13/110

D628,201 S * 11/2010 Tian D14/434
D693,768 S * 11/2013 Alesi D13/110
D694,708 S * 12/2013 Kim D13/108
D773,991 S * 12/2016 Liu D13/107
D787,443 S * 5/2017 Chiang D13/110

* cited by examiner

Primary Examiner — Rosemary K Tarcza

Assistant Examiner — Christy M Nemeth

(57) **CLAIM**

The ornamental design for a charger, as shown and described.

DESCRIPTION

FIG. 1 is a perspective view of a charger showing my new design;

FIG. 2 is a front elevational view thereof;

FIG. 3 is a rear elevational view thereof;

FIG. 4 is a left side elevational view thereof;

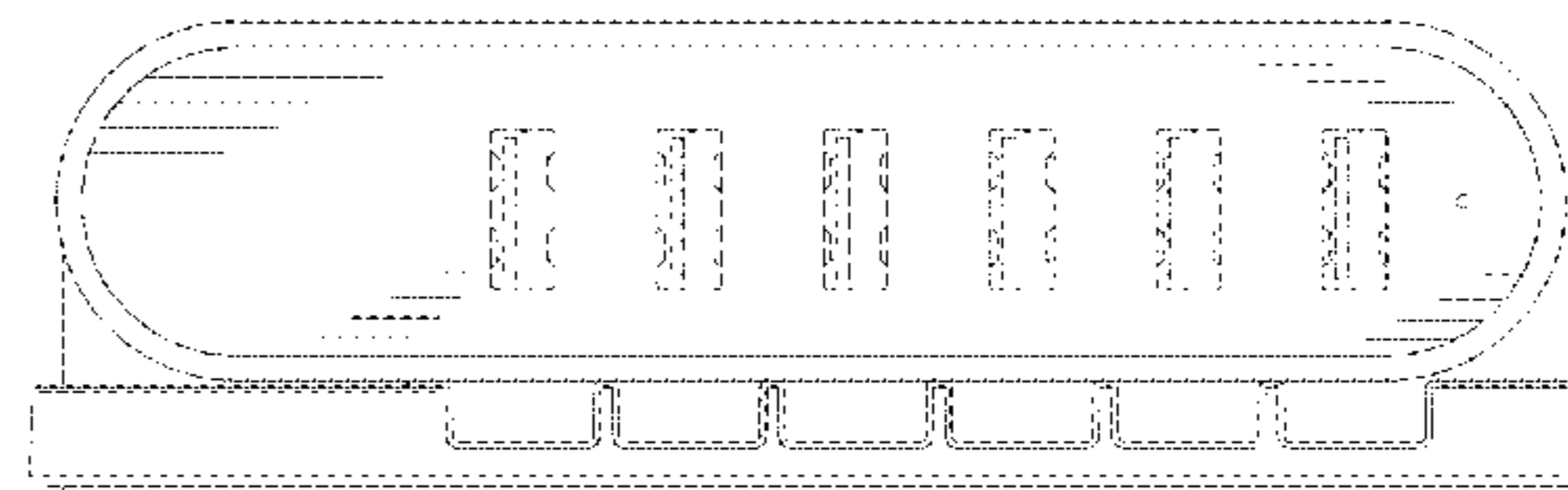
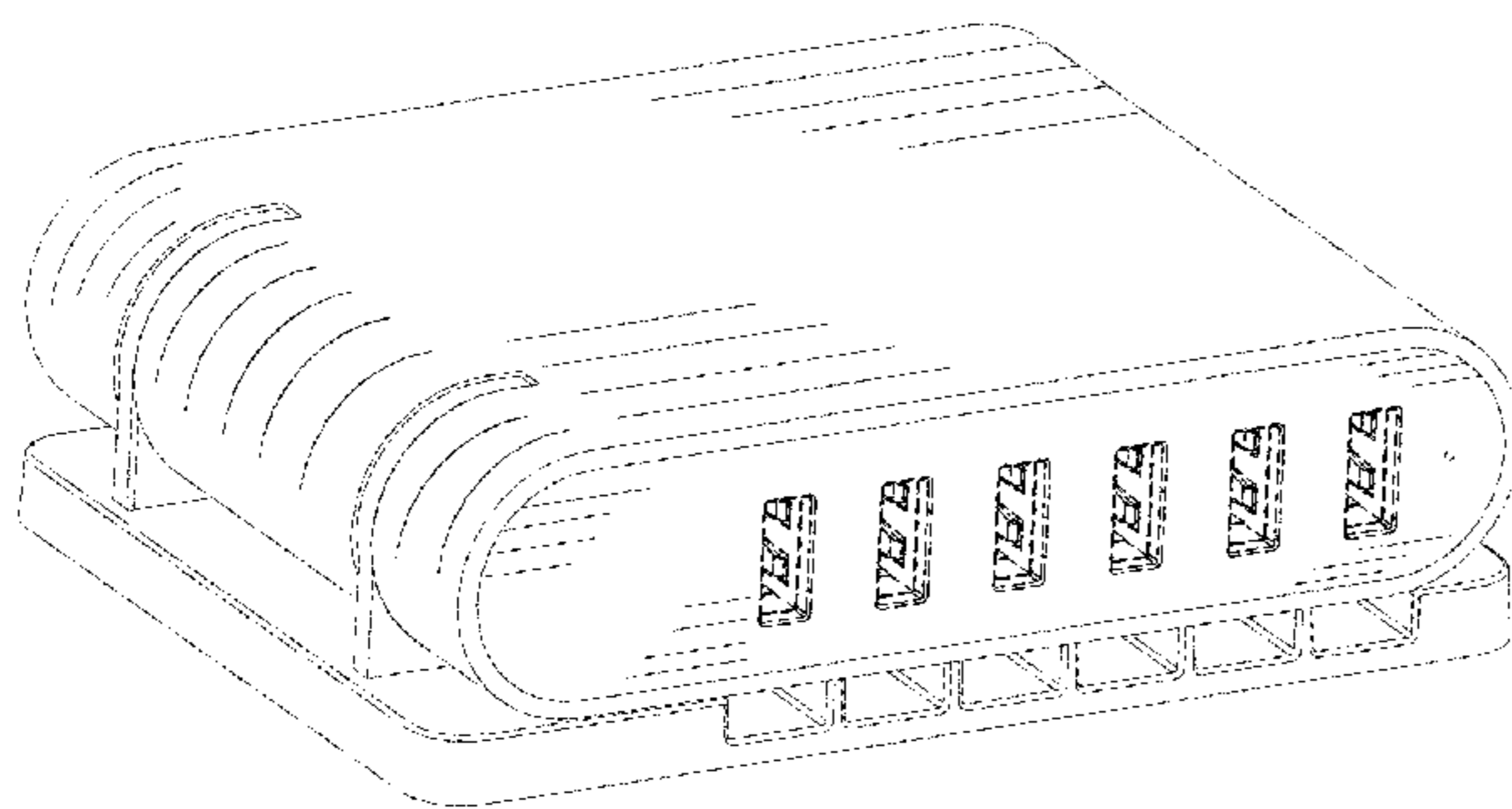
FIG. 5 is a right side elevational view thereof;

FIG. 6 is a top plan view thereof; and,

FIG. 7 is a bottom plan view thereof.

The broken lines in the drawings are for the purpose of illustrating portions of the charger that form no part of the claimed design.

1 Claim, 7 Drawing Sheets



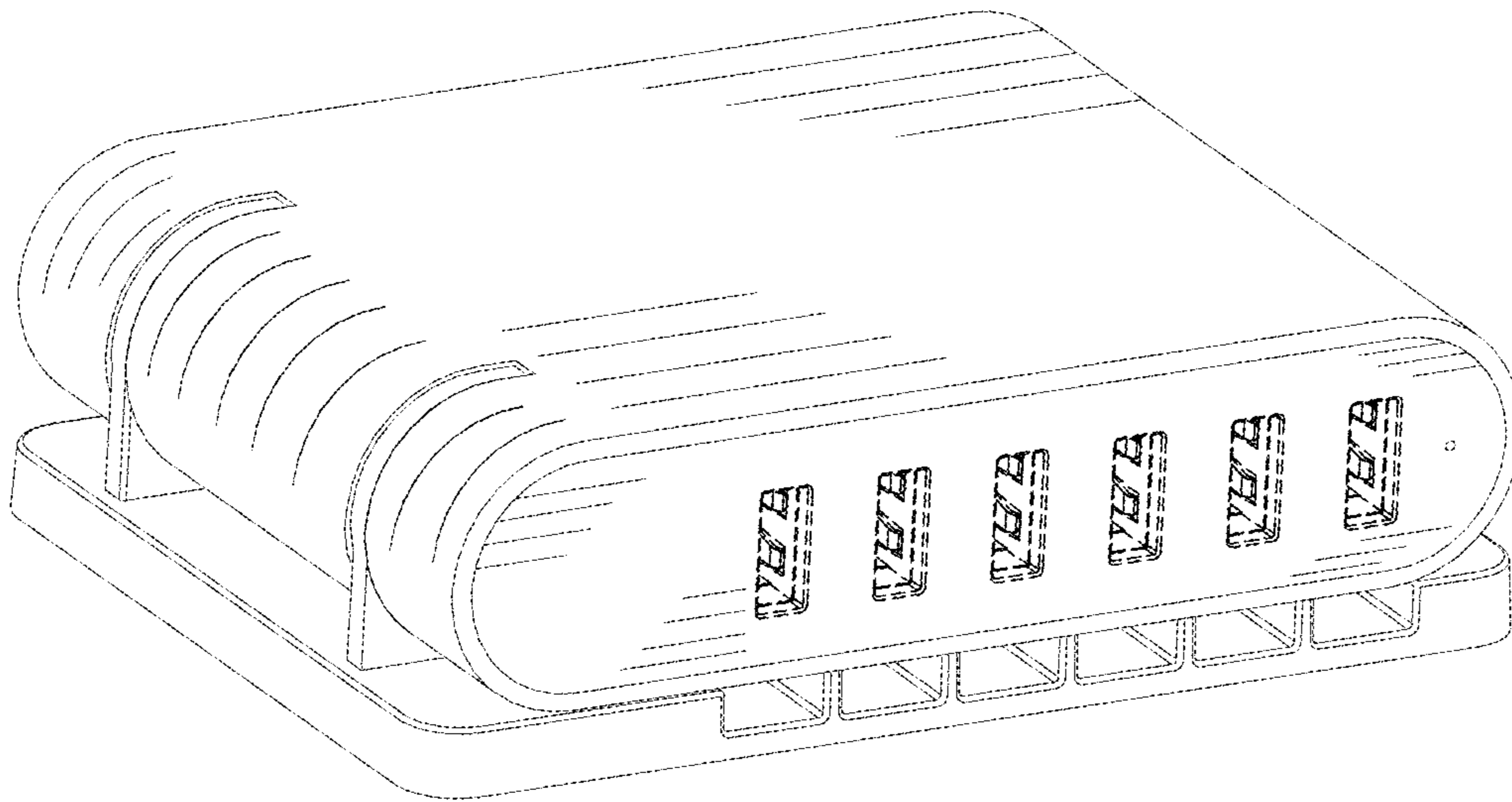


FIG. 1

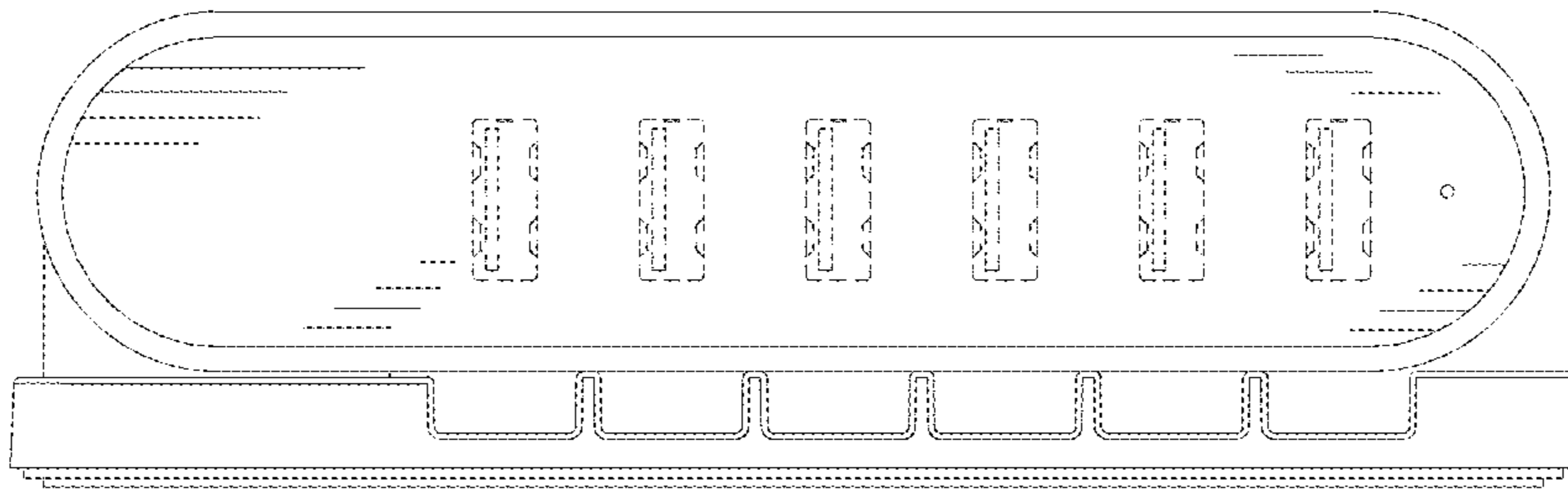


FIG. 2

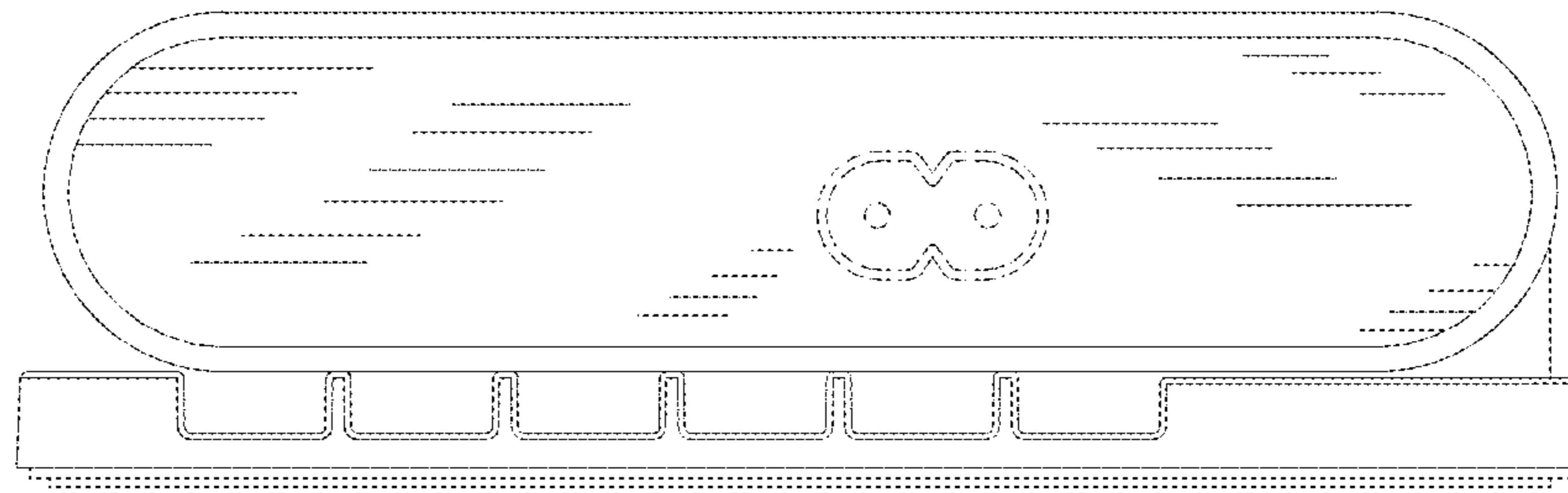


FIG. 3




FIG. 4




FIG. 5




FIG. 6




FIG. 7