



US00D830286S

(12) **United States Design Patent** (10) **Patent No.:** **US D830,286 S**  
**Nakamura et al.** (45) **Date of Patent:** **\*\* Oct. 9, 2018**

- (54) **MOTORCYCLE TIRE**
- (71) Applicant: **BRIDGESTONE CORPORATION**,  
Tokyo (JP)
- (72) Inventors: **Takamitsu Nakamura**, Tokyo (JP);  
**Yasufumi Tokitoh**, Tokyo (JP)
- (73) Assignee: **BRIDGESTONE CORPORATION**,  
Chuo-ku, Tokyo (JP)
- (\*\*) Term: **15 Years**
- (21) Appl. No.: **29/627,541**
- (22) Filed: **Nov. 28, 2017**

- D619,527 S \* 7/2010 Itoi ..... D12/535
- D753,050 S \* 4/2016 Hayashi ..... D12/535
- D753,579 S \* 4/2016 Hayashi ..... D12/535
- D810,661 S \* 2/2018 Nakamura ..... D12/535
- D810,662 S \* 2/2018 Nakamura ..... D12/535
- D811,315 S \* 2/2018 Nakamura ..... D12/535

\* cited by examiner

*Primary Examiner* — George D Kirschbaum  
*Assistant Examiner* — Joseph J Kukella  
(74) *Attorney, Agent, or Firm* — Sughrue Mion, PLLC

(57) **CLAIM**

The ornamental design for a motorcycle tire, as shown and described.

**Related U.S. Application Data**

- (62) Division of application No. 29/586,978, filed on Dec. 8, 2016, now Pat. No. Des. 811,315.
- (51) **LOC (11) Cl.** ..... **12-15**
- (52) **U.S. Cl.**  
USPC ..... **D12/535**
- (58) **Field of Classification Search**  
USPC ..... D12/533–567  
CPC ..... B60C 2200/00; B60C 2200/10  
See application file for complete search history.

**DESCRIPTION**

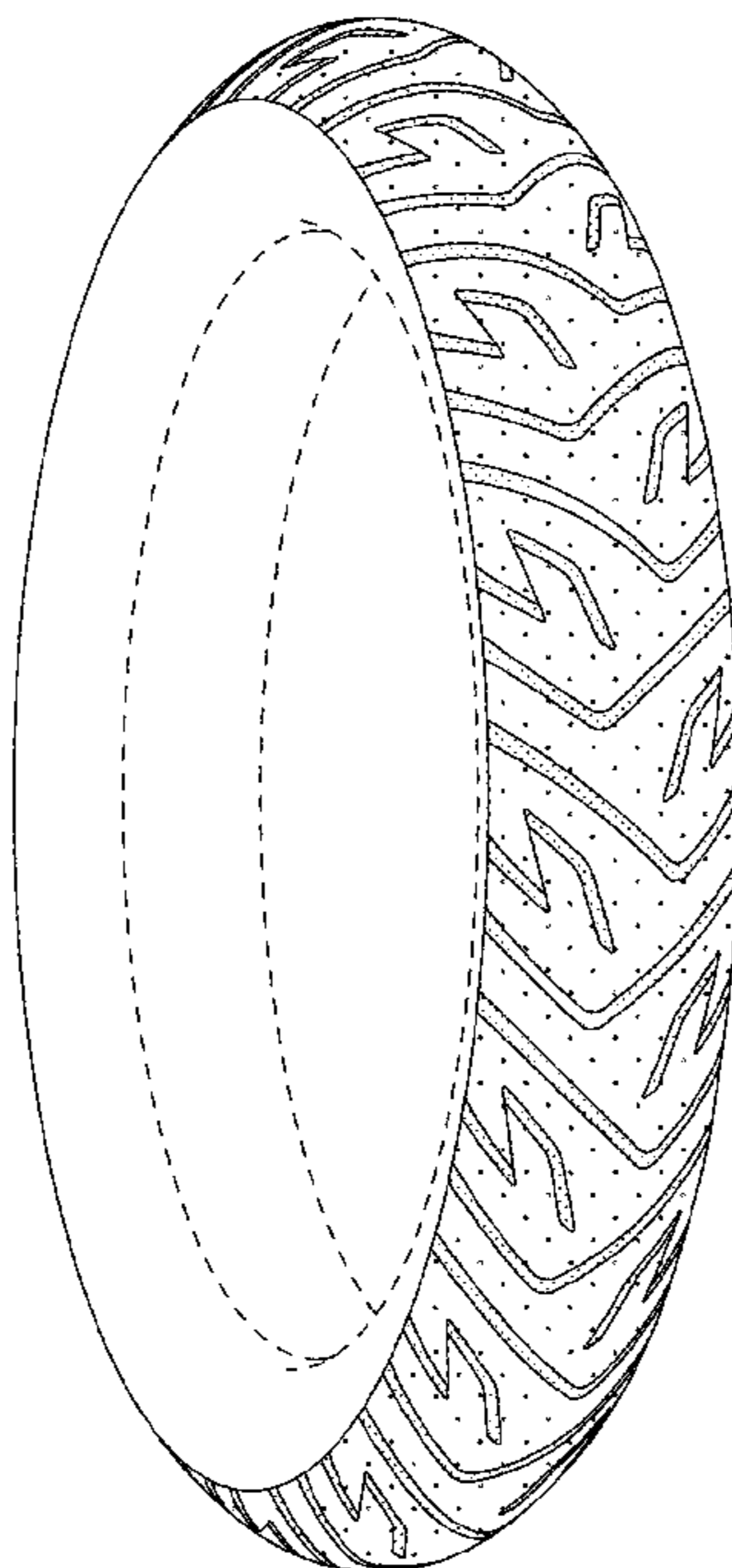
FIG. 1 is a perspective view of a motorcycle tire showing our new design;  
FIG. 2 is a front view thereof;  
FIG. 3 is a right side view thereof;  
FIG. 4 is a left side view thereof;  
FIG. 5 is a rear view thereof;  
FIG. 6 is a fragmentary enlarged view showing the details of the tread portion surrounded by lines 6-6 in FIG. 2; and,  
FIG. 7 is a section view taken along ling 7-7 in FIG. 6.  
The broken lines are used to show portions of the tire that are not being claimed, and thus form no part of the claimed design.  
The light stippled surface shading represents the surface of the motorcycle tire, and the dark stippled surface shading represents the recessed portion of the tread grooves having the depth as shown in FIG. 7.

(56) **References Cited**

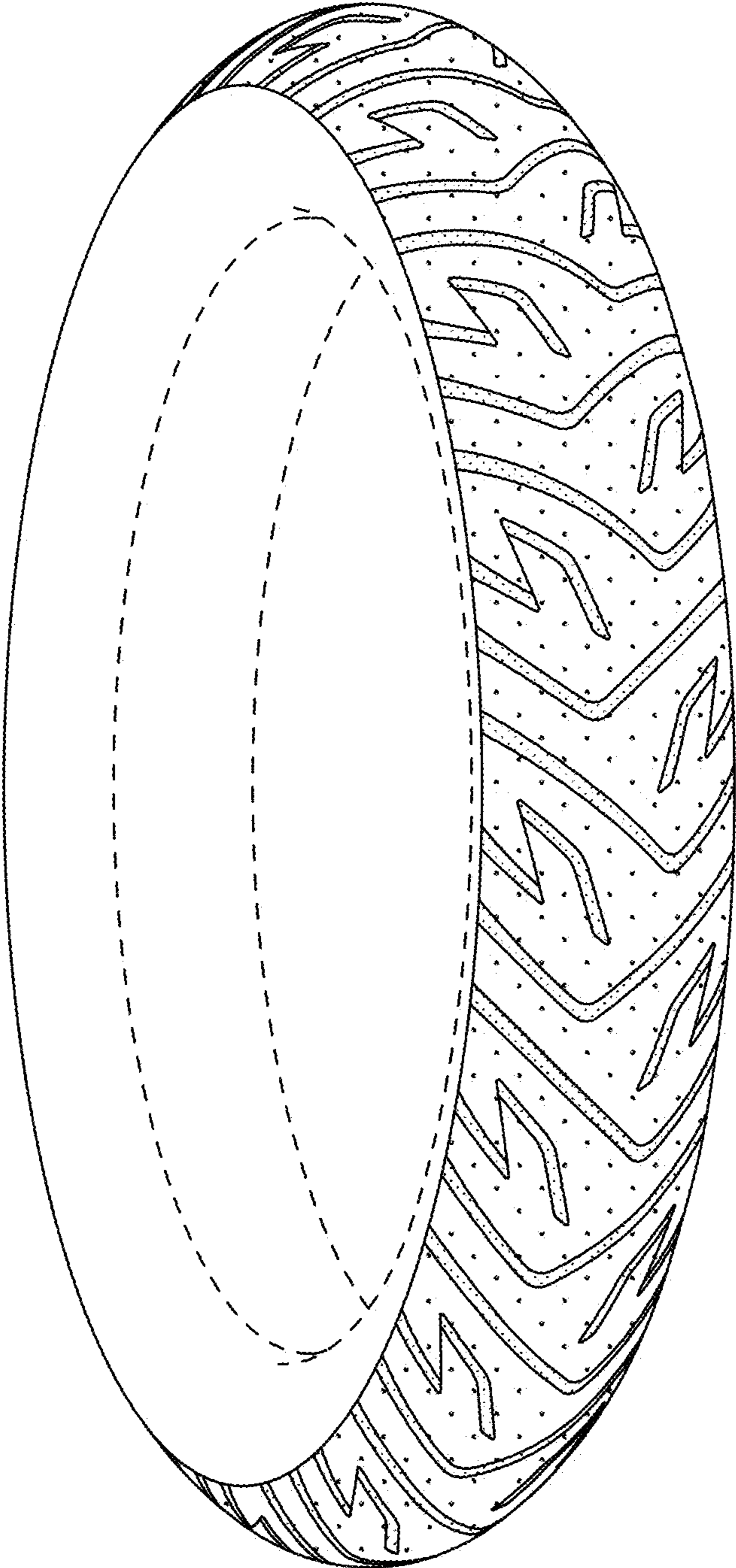
**U.S. PATENT DOCUMENTS**

- D340,213 S \* 10/1993 Bende ..... D12/535
- D399,801 S \* 10/1998 Kronthaler ..... D12/535
- D419,930 S \* 2/2000 Zoller ..... D12/535
- D531,569 S \* 11/2006 Steinbach ..... D12/535
- D558,131 S \* 12/2007 Itoi ..... D12/535

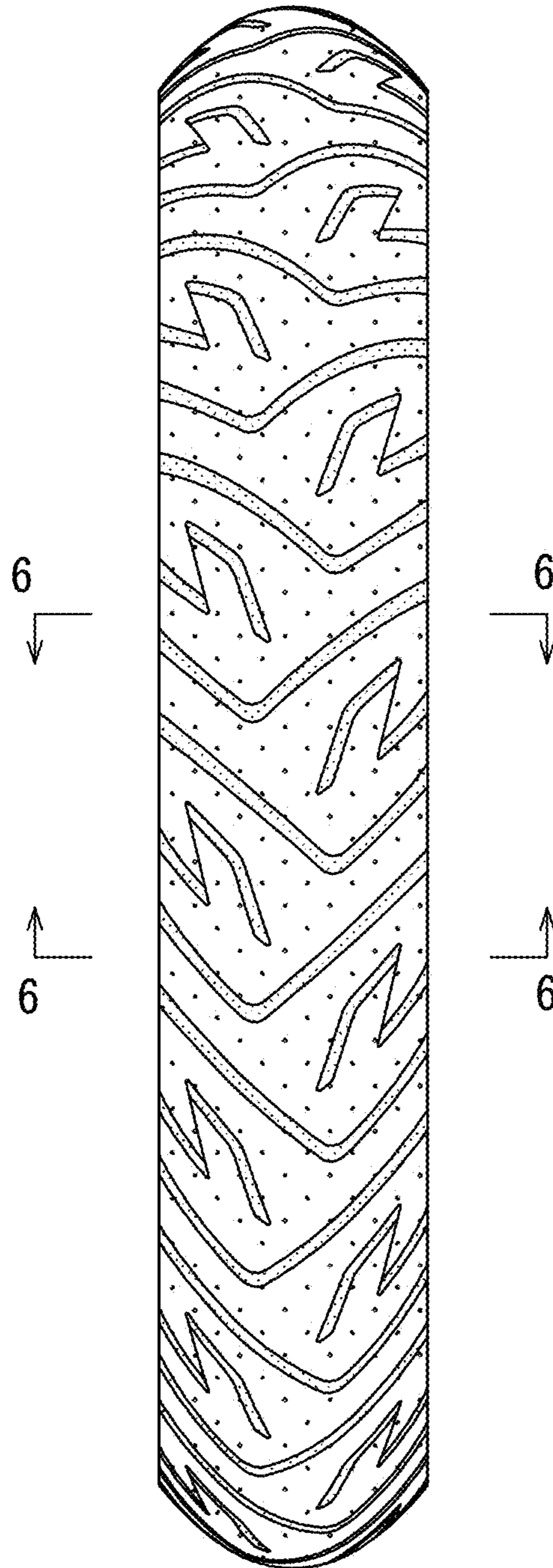
**1 Claim, 7 Drawing Sheets**




*FIG. 1*




*FIG. 2*



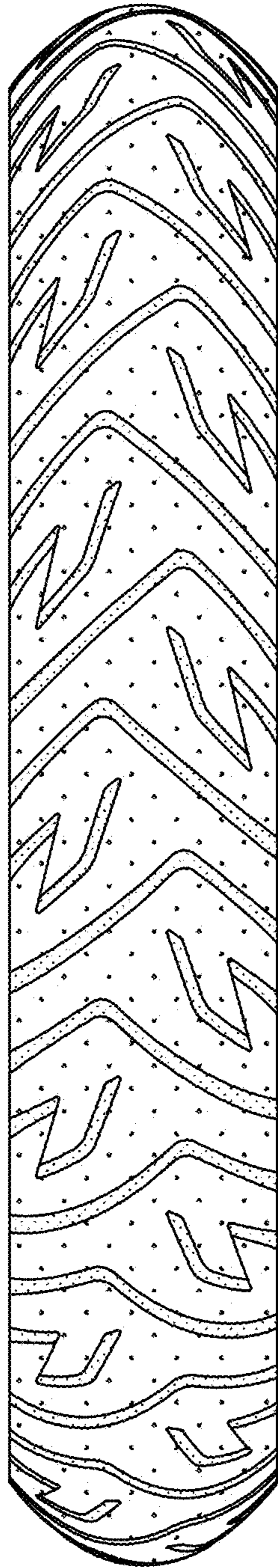
*FIG. 3*



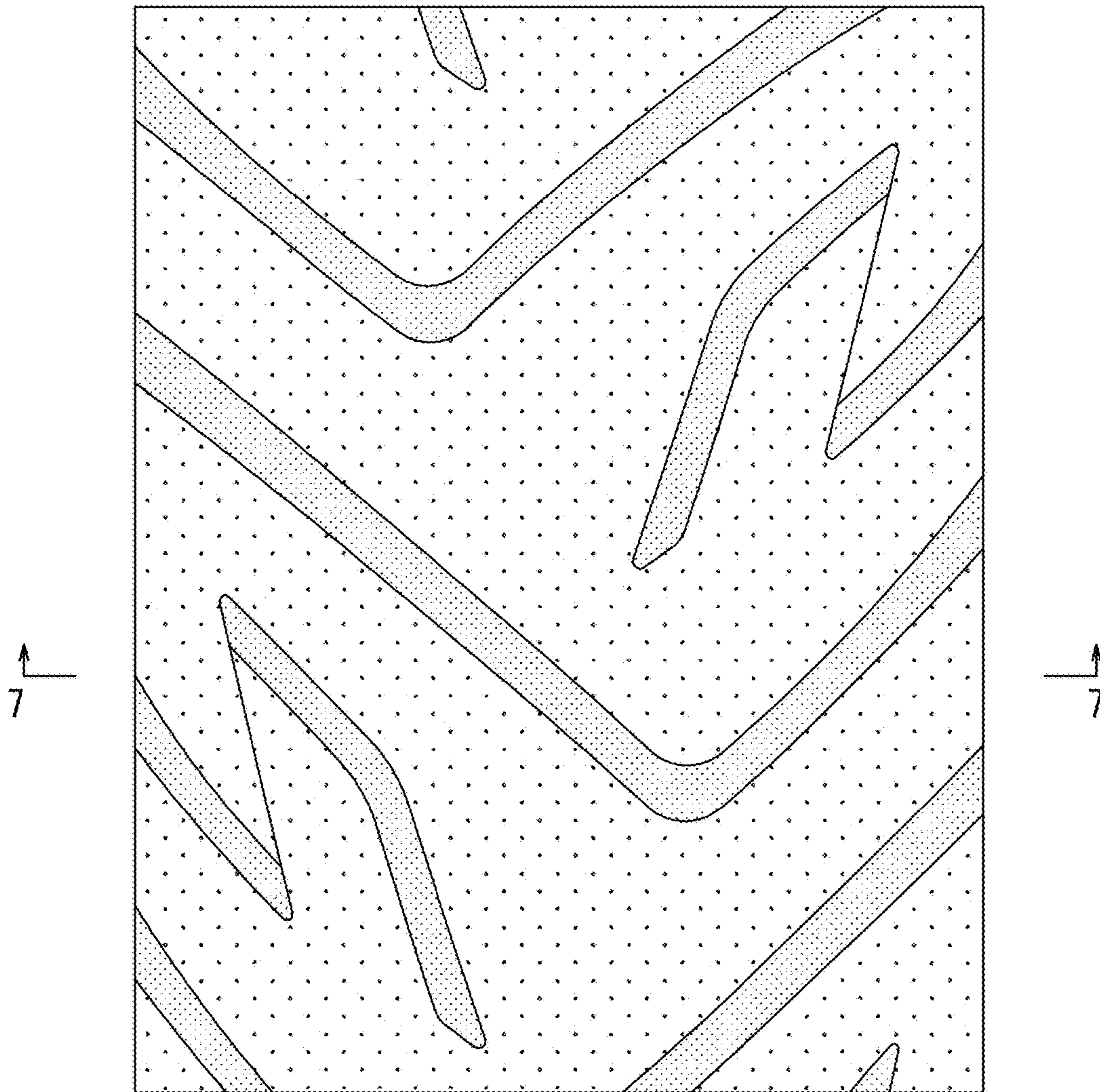
*FIG. 4*



*FIG. 5*



*FIG. 6*



*FIG. 7*

