



US00D830267S

(12) **United States Design Patent**
Chung

(10) **Patent No.:** **US D830,267 S**

(45) **Date of Patent:** **** Oct. 9, 2018**

(54) **AUTOMOTIVE WHEEL**

(71) Applicant: **Suny Chung**, Anaheim, CA (US)

(72) Inventor: **Suny Chung**, Anaheim, CA (US)

(**) Term: **15 Years**

(21) Appl. No.: **29/580,042**

(22) Filed: **Oct. 5, 2016**

(51) **LOC (11) Cl.** **12-16**

(52) **U.S. Cl.**
USPC **D12/209**

(58) **Field of Classification Search**
USPC D12/204-213; D21/533, 561, 563
CPC B60B 7/00; B60B 7/02; B60B 7/04; B60B
7/06; B60B 3/02; B60B 3/04; B60B 3/06;
B60B 3/10; B60B 1/00; B60B 1/08;
B60B 1/10; B60B 1/12
See application file for complete search history.

(56) **References Cited**

U.S. PATENT DOCUMENTS

D572,186 S * 7/2008 Viandante D12/211
D655,234 S * 3/2012 Zhao D12/211

D684,517 S * 6/2013 Scheinhutte D12/211
D713,773 S * 9/2014 Scheinhutte D12/209
D733,632 S * 7/2015 Juergens D12/211
D764,370 S * 8/2016 Chung D12/209
D789,268 S * 6/2017 Gallert D12/209
D801,906 S * 11/2017 Burki D12/211

* cited by examiner

Primary Examiner — Sheryl Lane

Assistant Examiner — Calvin E Vansant



(57) **CLAIM**

The ornamental design for an automotive wheel, as shown and described.

DESCRIPTION

FIG. 1 is a perspective view of an automotive wheel, showing my new design;
FIG. 2 is another perspective view thereof;
FIG. 3 is a front view thereof;
FIG. 4 is a perspective view of a second embodiment of an automotive wheel, showing my new design;
FIG. 5 is another perspective view of FIG. 4;
FIG. 6 is a front view of FIG. 4; and,
FIG. 7 is a side view of the automotive wheel in FIGS. 1-6.

1 Claim, 7 Drawing Sheets






FIGURE 1



FIGURE 2

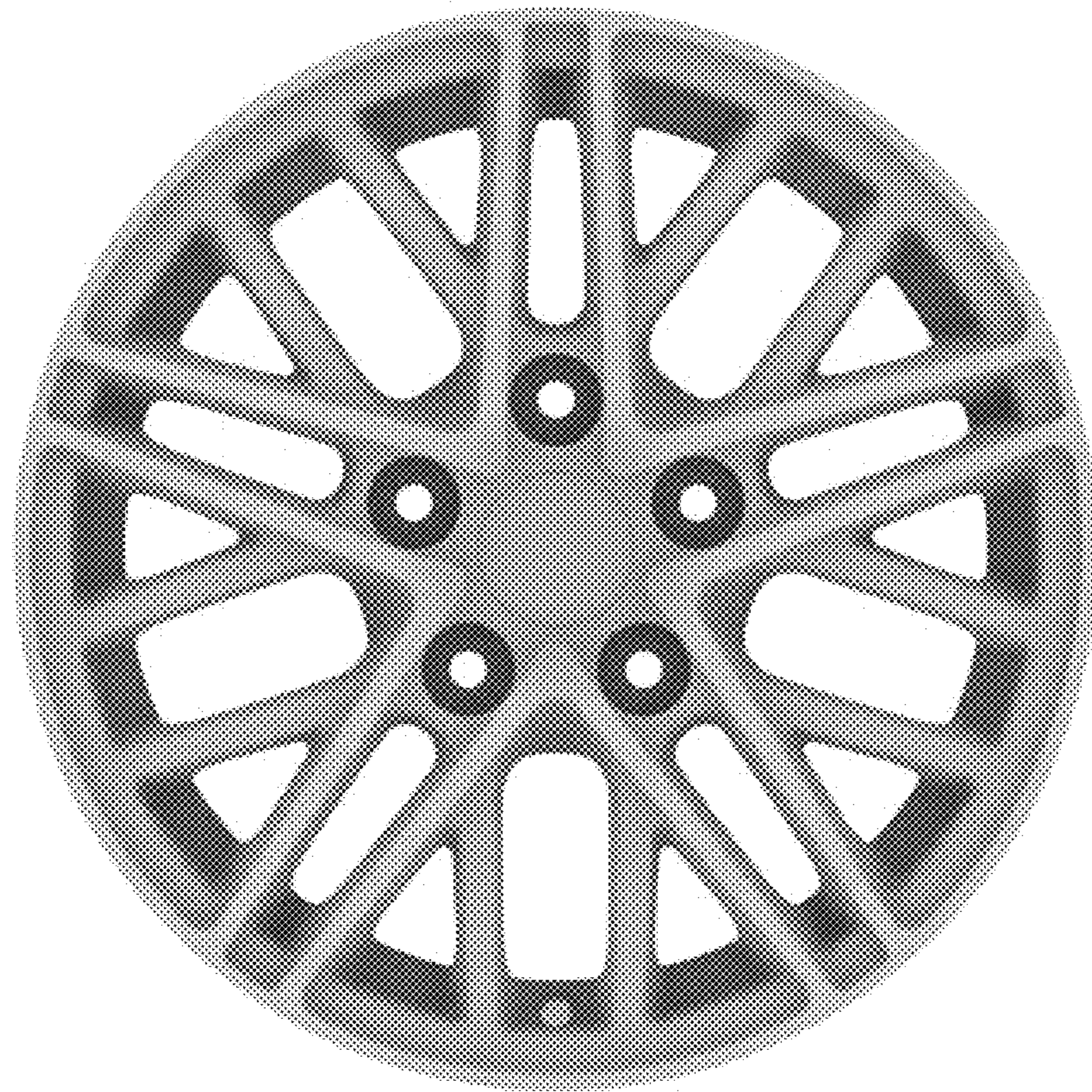


FIGURE 3




FIGURE 4




FIGURE 5




FIGURE 6




FIGURE 7