



US00D830262S

(12) **United States Design Patent**
Sethapun et al.

(10) **Patent No.:** **US D830,262 S**
(45) **Date of Patent:** **** Oct. 9, 2018**

(54) **SWITCH FOR AN AIRCRAFT INTERIOR**

(71) Applicant: **Gulfstream Aerospace Corporation,**
Savannah, GA (US)

(72) Inventors: **Kevin Sethapun,** Savannah, GA (US);
Andrew Fulford, Savannah, GA (US);
Aram Kasparian, Savannah, GA (US)

(73) Assignee: **Gulfstream Aerospace Corporation,**
Savannah, GA (US)

(**) Term: **15 Years**

(21) Appl. No.: **29/634,128**

(22) Filed: **Jan. 18, 2018**

Related U.S. Application Data

(62) Division of application No. 29/571,871, filed on Jul. 22, 2016, now Pat. No. Des. 811,969, which is a division of application No. 29/506,137, filed on Oct. 13, 2014, now Pat. No. Des. 764,990.

(51) **LOC (11) Cl.** **12-16**

(52) **U.S. Cl.**
USPC **D12/192**

(58) **Field of Classification Search**
USPC D12/192, 415, 110, 114; D15/17, 28;
D10/46, 98, 102-103, 122-127
CPC G08G 1/096883; G01C 21/16; G01C
21/3688; G01C 21/30
See application file for complete search history.

(56) **References Cited**

U.S. PATENT DOCUMENTS

D334,721 S * 4/1993 Katz D10/98
D334,897 S * 4/1993 Katz D10/98

D626,480 S * 11/2010 Cremer D12/192
D635,497 S * 4/2011 Chambers D12/192
D654,415 S 2/2012 Mizuno
D656,440 S 3/2012 Klein
D680,054 S 4/2013 Richardson
D702,169 S 4/2014 Bachorski et al.
D705,146 S * 5/2014 Takagi D12/192
D721,995 S 2/2015 Johansson
D727,814 S 4/2015 Paulke
D746,747 S 1/2016 Shapiro et al.
D815,002 S * 4/2018 Niemiec D12/192
2015/0002991 A1* 1/2015 Vander Sluis B60R 11/0235
361/679.01
2017/0313191 A1* 11/2017 Beauregard B60R 13/0256

* cited by examiner

Primary Examiner — Katrina A Betton

(74) *Attorney, Agent, or Firm* — LKGlobal | Lorenz & Kopf, LLP

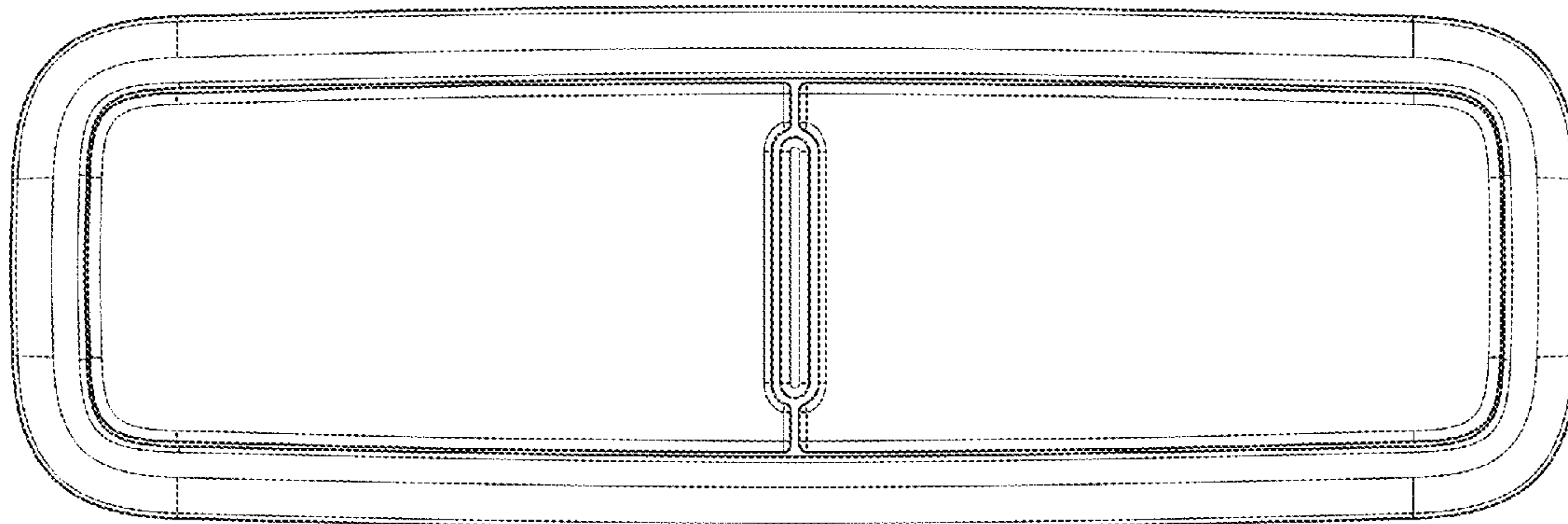
(57) **CLAIM**

The ornamental design for a switch for an aircraft interior, as shown and described.

DESCRIPTION

FIG. 1 is a front perspective view of a switch for an aircraft interior;
FIG. 2 is a front view of the switch for an aircraft interior of FIG. 1, the back view is not illustrated and forms no part of the claimed design;
FIG. 3 is a bottom view of the switch for an aircraft interior of FIG. 1, the top view is identical to the bottom view and is not illustrated; and,
FIG. 4 is a first side view of the switch for an aircraft interior of FIG. 1, the second side view is identical to the first side view and is not illustrated.
The broken lines illustrate portions that form no part of the claimed design.

1 Claim, 2 Drawing Sheets



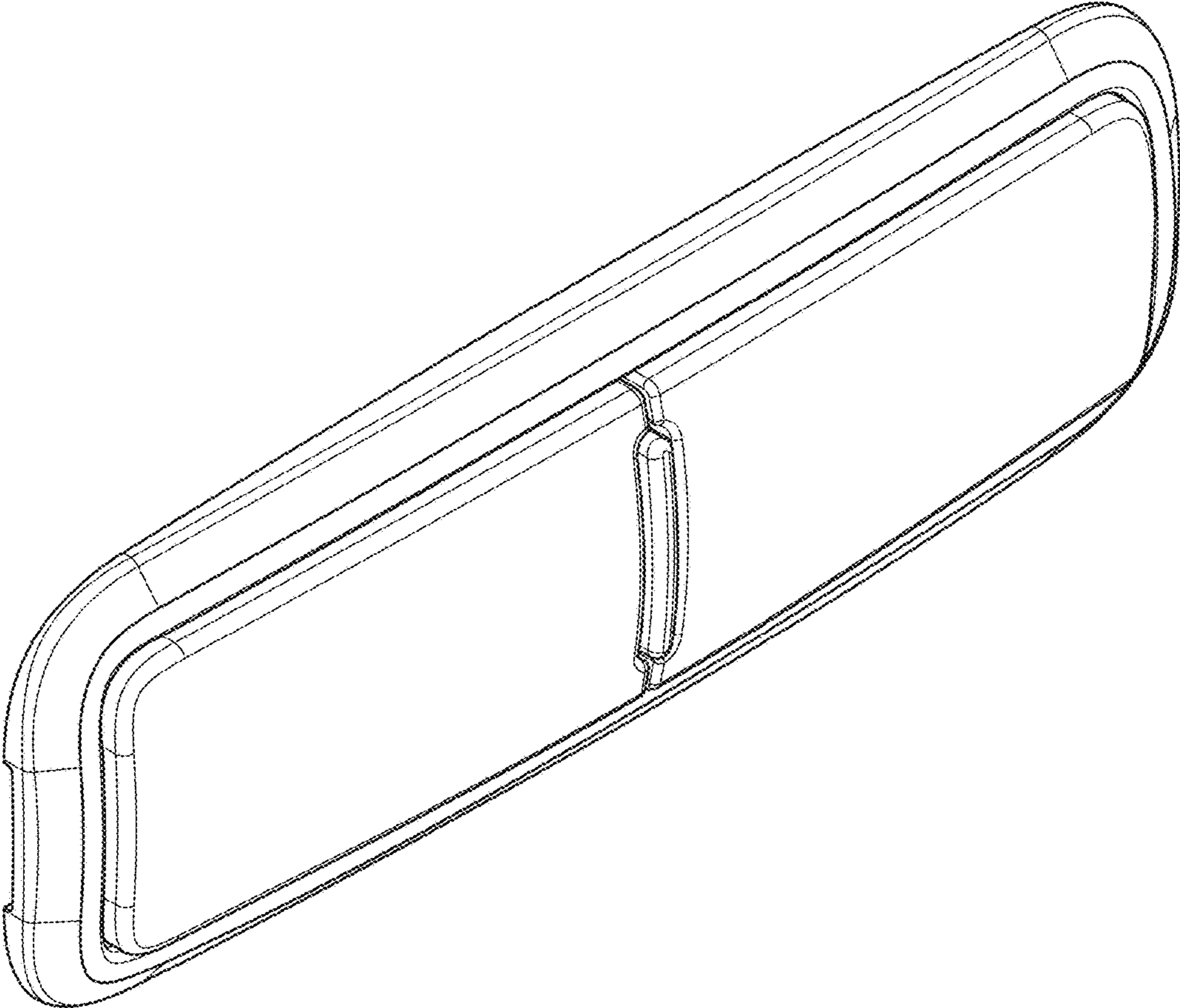


FIG. 1

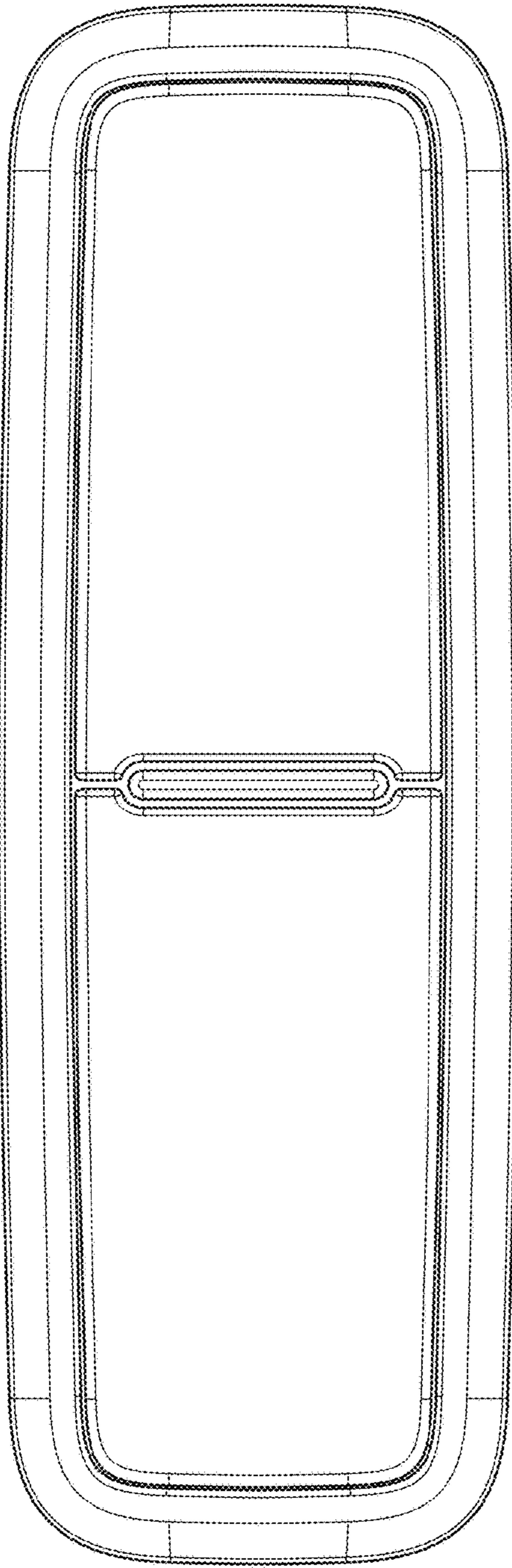


FIG. 2




FIG. 4

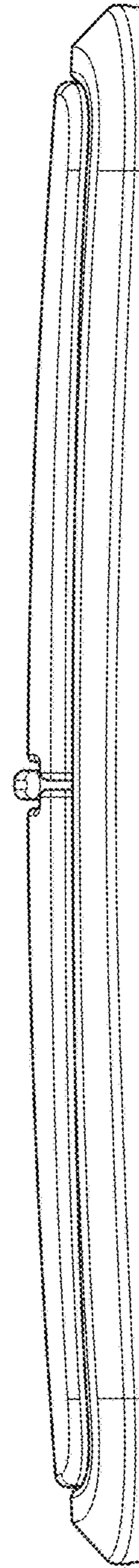


FIG. 3