



US00D830247S

(12) **United States Design Patent** (10) **Patent No.:** **US D830,247 S**
Ishii (45) **Date of Patent:** **** Oct. 9, 2018**

(54) **REAR GARNISH FOR AUTOMOBILE**

(71) Applicant: **HONDA MOTOR CO., LTD.**, Tokyo (JP)

(72) Inventor: **Yuki Ishii**, Wako (JP)

(73) Assignee: **HONDA MOTOR CO., LTD.**, Tokyo (JP)

(**) Term: **15 Years**

(21) Appl. No.: **29/580,254**

(22) Filed: **Oct. 6, 2016**

(30) **Foreign Application Priority Data**

Apr. 12, 2016 (JP) 2016-008097

(51) **LOC (11) Cl.** **12-16**

(52) **U.S. Cl.**
USPC **D12/169**

(58) **Field of Classification Search**
USPC D12/86, 90, 91, 92, 163, 169, 171, 196,
D12/216; D3/318

CPC B60R 19/02; B60R 19/04; B62D 25/00;
B62D 25/06; B62D 25/08; B62D 35/00;
A45C 13/08; A45F 5/10

See application file for complete search history.

(56) **References Cited**

U.S. PATENT DOCUMENTS

D698,708 S *	2/2014	Rupar	D12/169
D701,800 S *	4/2014	Campbell	D12/169
D711,653 S *	8/2014	Pacetti	D3/318
D712,322 S *	9/2014	Kobayashi	D12/169
D712,805 S *	9/2014	Murkett	D12/169
D742,119 S *	11/2015	Batista	D3/318
D744,915 S *	12/2015	Curic	D12/169
D751,003 S *	3/2016	Rupar	D12/163

D751,007 S *	3/2016	Curic	D12/169
D753,036 S *	4/2016	Curic	D12/169
D758,259 S *	6/2016	Messale	D12/169
D762,147 S *	7/2016	Messale	D12/169
D763,143 S *	8/2016	Varga	D12/169
D763,744 S *	8/2016	Behmer	D12/169
D771,536 S *	11/2016	Wolff	D12/169
D775,038 S *	12/2016	Frascella	D12/169
D776,021 S *	1/2017	Kapitonov	D12/169
D781,586 S *	3/2017	Reinhart	D3/318
D781,587 S *	3/2017	Mangano	D3/318
D793,294 S *	8/2017	Lee	D12/169
D793,295 S *	8/2017	McCabe	D12/169
D797,456 S *	9/2017	Chen	D3/318
D797,616 S *	9/2017	Lee	D12/169
D798,201 S *	9/2017	Zavatski	D12/169
D800,621 S *	10/2017	Bucher	D12/196
D801,236 S *	10/2017	Kozub	D12/169
D803,738 S *	11/2017	Granlund	D12/169
D807,255 S *	1/2018	Piscitelli	D12/169

* cited by examiner

Primary Examiner — Susan Bennett Hattan

Assistant Examiner — Suzanne E Tisdell

(74) *Attorney, Agent, or Firm* — Westerman, Hattori, Daniels & Adrian, LLP

(57) **CLAIM**

The ornamental design for a rear garnish for automobile, as shown and described.

DESCRIPTION

FIG. 1 is a perspective view from a front side of a rear garnish for automobile;

FIG. 2 is a front elevation view thereof;

FIG. 3 is a bottom plan view thereof; and,

FIG. 4 is an enlarged left side elevation view thereof.

The broken lines in the drawings illustrate portions of the rear garnish for automobile that forms no part of the claimed design.

1 Claim, 4 Drawing Sheets




FIG. 1




FIG. 2




FIG. 3

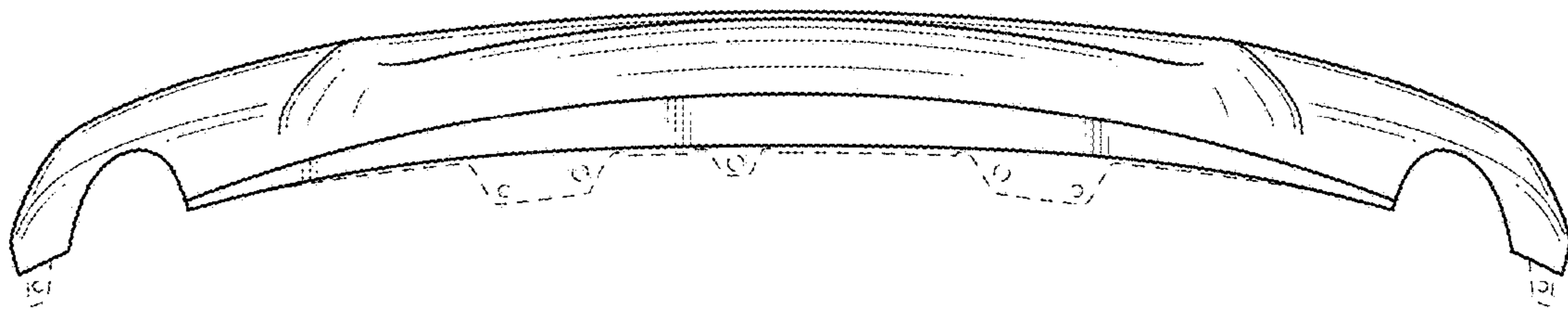


FIG. 4

