



US00D830205S

(12) **United States Design Patent**
Horton

(10) **Patent No.:** **US D830,205 S**

(45) **Date of Patent:** **** Oct. 9, 2018**

(54) **WINDOW TREATMENT TEMPLATE**

(71) Applicant: **Randall Alan Horton**, Vail, CO (US)

(72) Inventor: **Randall Alan Horton**, Vail, CO (US)

(**) Term: **15 Years**

(21) Appl. No.: **29/602,454**

(22) Filed: **May 1, 2017**

(51) **LOC (11) Cl.** **10-04**

(52) **U.S. Cl.**
USPC **D10/64; D10/71**

(58) **Field of Classification Search**

USPC D10/64, 65, 71
CPC B43L 13/201; B43L 13/205; B43L 13/206
See application file for complete search history.

(56) **References Cited**

U.S. PATENT DOCUMENTS

3,195,233 A *	7/1965	Brocklander	B43L 13/201 33/1 G
4,259,785 A *	4/1981	Wortham	H02G 3/12 30/366
4,670,991 A *	6/1987	McKay	B43L 13/201 33/449
D781,726 S *	3/2017	Zimdahl	D10/64

* cited by examiner

Primary Examiner — Antoine Duval Davis

(74) *Attorney, Agent, or Firm* — Trenner Law Firm, LLC;
Mark D. Trenner

(57) **CLAIM**

The ornamental design for a window treatment template design, substantially as shown in the attached drawings.

DESCRIPTION

FIG. 1 is a top view of the window treatment template design, wherein the large cut-outs of the template represent windows on a building wall and the thin cut-outs of the template represent trim that may exist around the windows; FIG. 2 is a right side view of the window treatment template design;

FIG. 3 is a left side view of the window treatment template design;

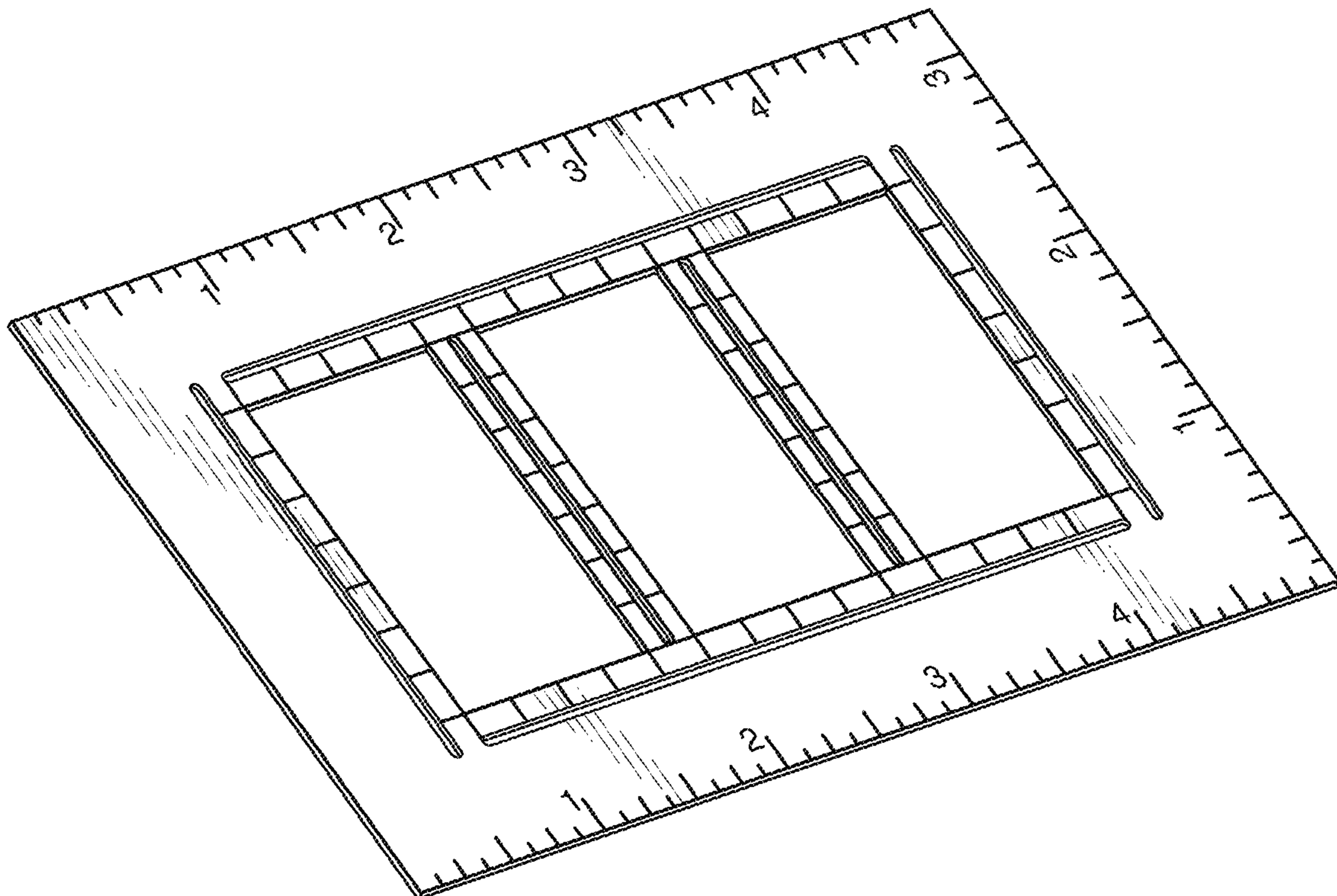
FIG. 4 is a bottom view of the window treatment template design;

FIG. 5 is a perspective view of the window treatment template design;

FIG. 6 is a front view of the window treatment template design; and,

FIG. 7 is a back view of the window treatment template design.

1 Claim, 3 Drawing Sheets



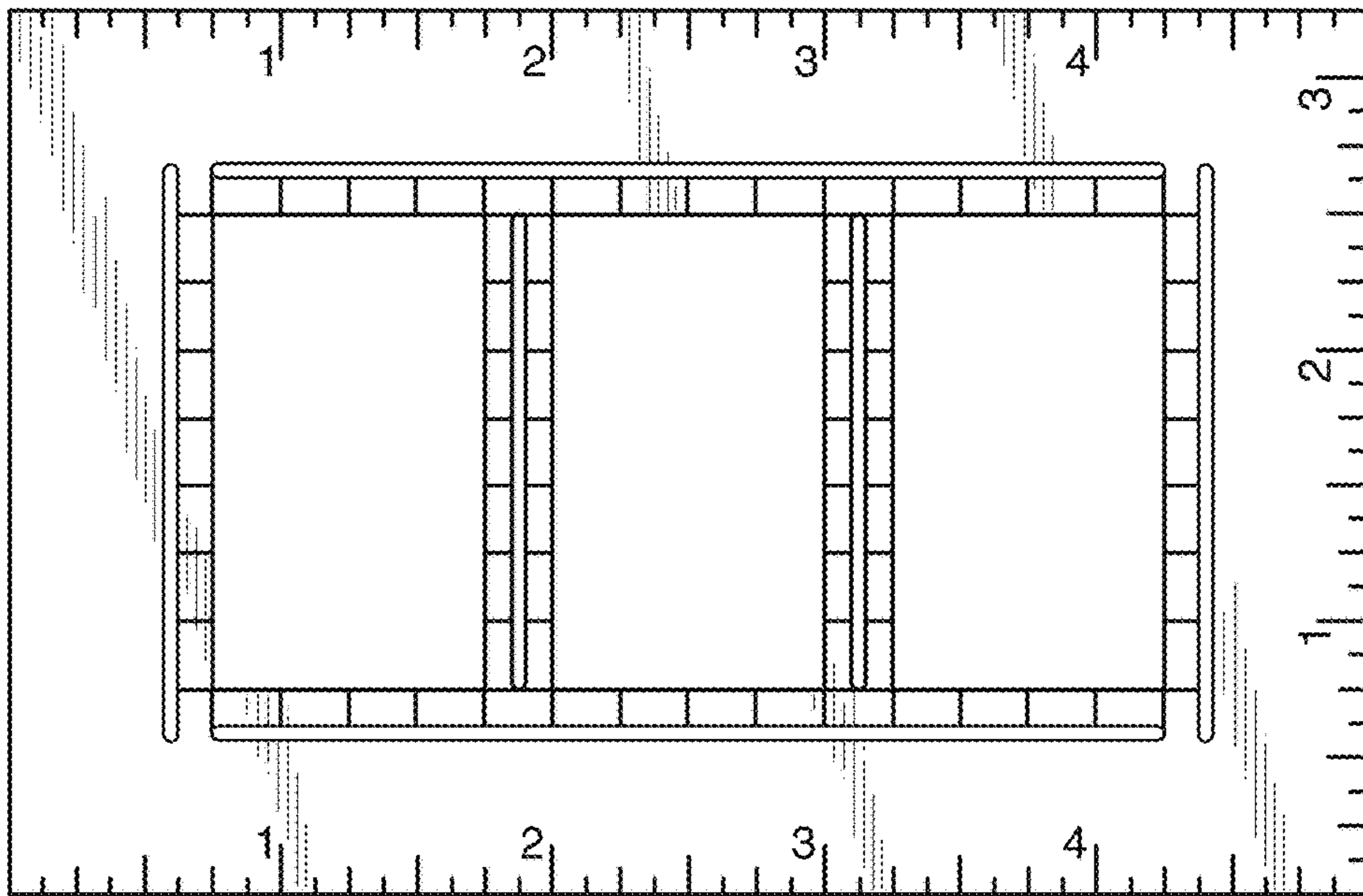


FIG. 1



FIG. 2




FIG. 3

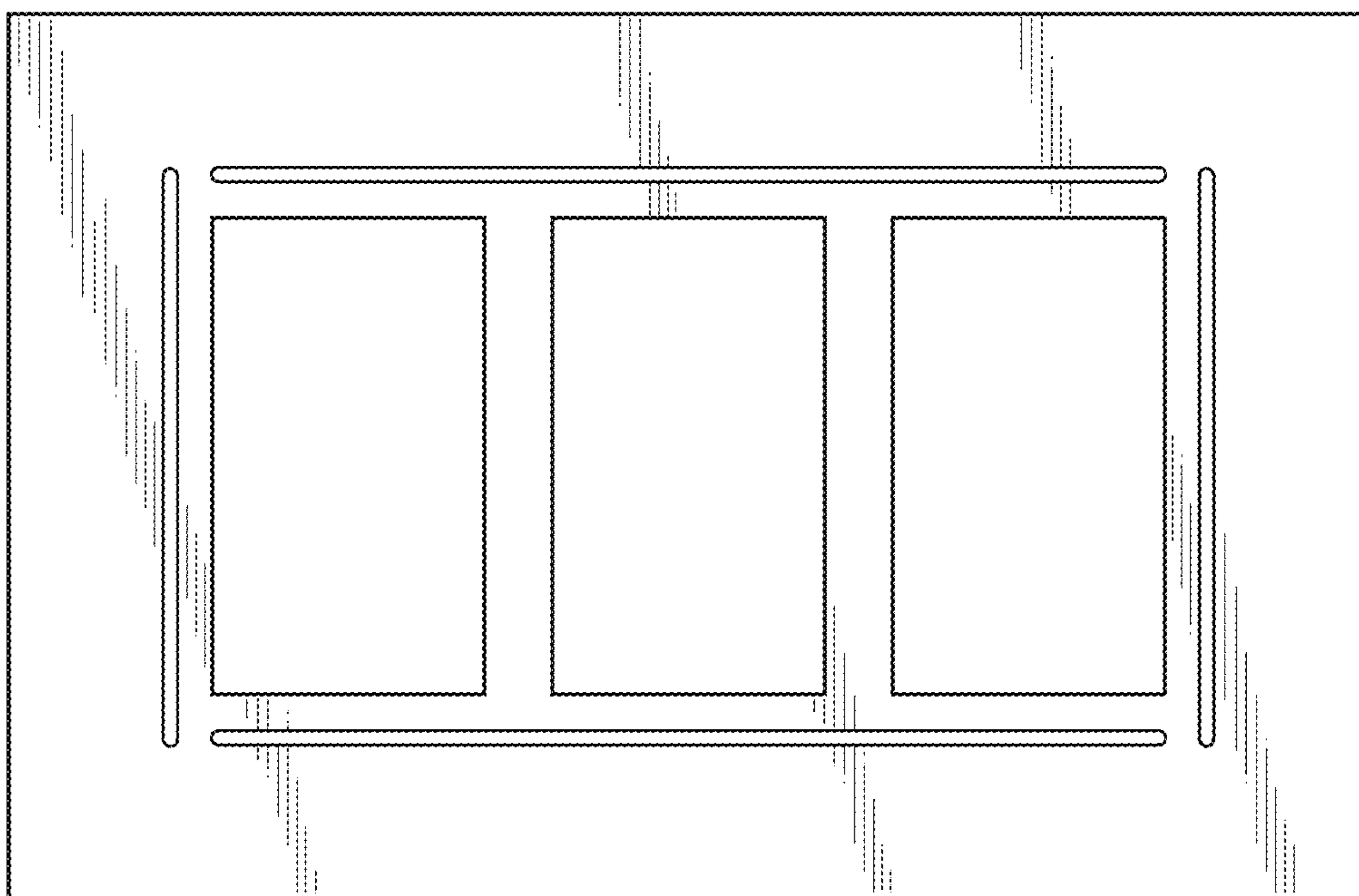


FIG. 4

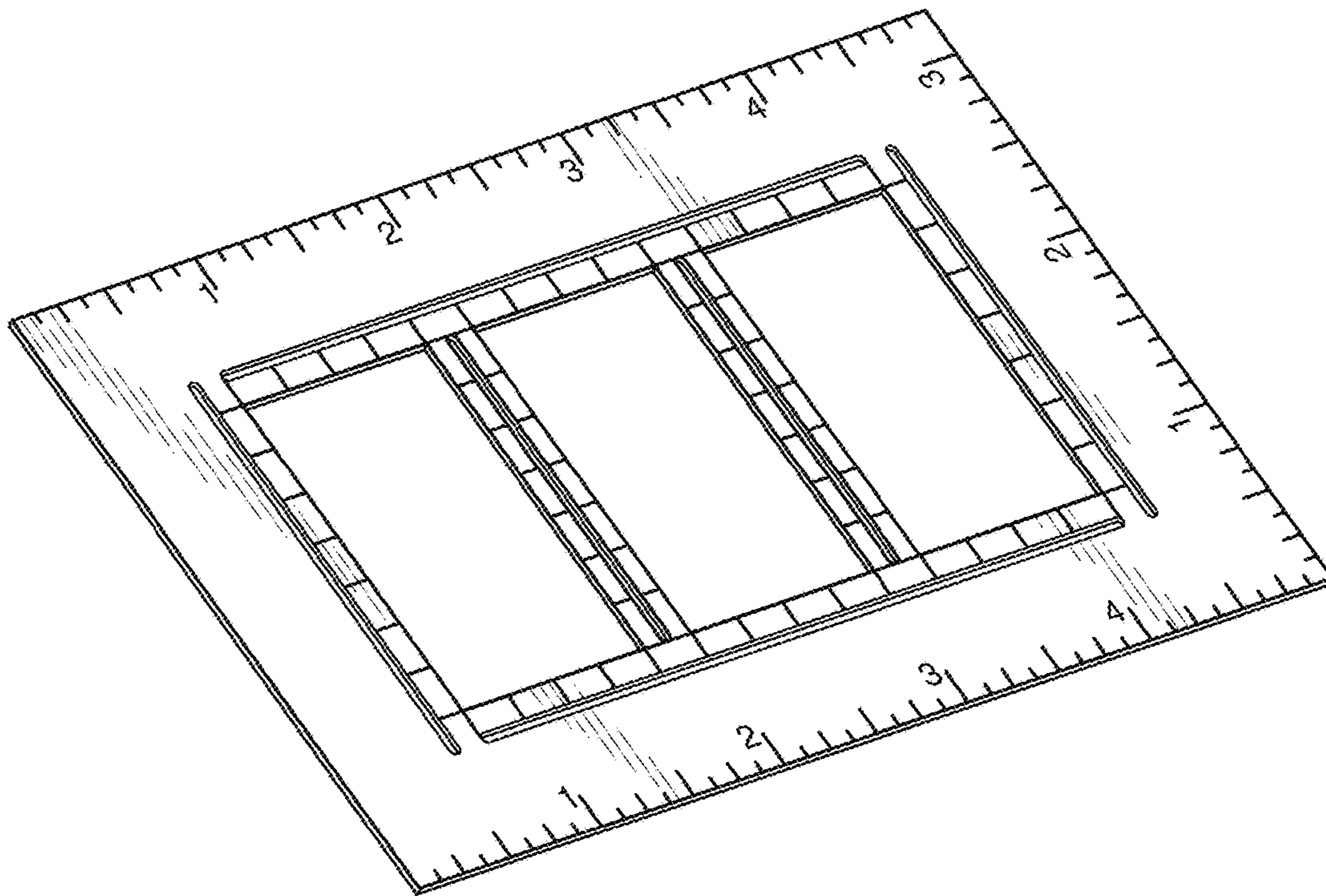


FIG. 5



FIG. 6



FIG. 7