

US00D830203S

(12) **United States Design Patent** (10) **Patent No.:** **US D830,203 S**
Antifora (45) **Date of Patent:** **** Oct. 9, 2018**

(54) **WATCH**

(71) Applicant: **Montblanc-Simplo GmbH**, Hamburg (DE)

(72) Inventor: **Valerie Antifora**, La Chaux-de-Fonds (CH)

(73) Assignee: **Montblanc-Simplo GmbH**, Hamburg (DE)

(**) Term: **15 Years**

(21) Appl. No.: **29/587,796**

(22) Filed: **Dec. 15, 2016**

(51) **LOC (11) Cl.** **10-02**

(52) **U.S. Cl.**
USPC **D10/39**; D10/30; D10/40

(58) **Field of Classification Search**
USPC D10/3, 14, 15, 41, 30-31, 37-39, D10/122-128, 131

CPC G04B 19/00; G04B 19/025; G04B 19/04; G04B 19/046; G04B 19/048; G04B 19/06; G04B 19/08; G04B 19/085; G04B 19/087; G04B 19/10; G04B 19/103; G04B 19/106; G04B 19/11; G04B 19/16; G04B 19/166; G04B 19/18; G04B 19/22; G04B 19/223; G04B 19/24; G04B 19/30; G04B 37/00; G04B 37/0008; G04B 37/02; G04B 37/04; G04B 37/12; G04B 45/0069; G04B 45/0076; G04F 7/08; G04F 7/0804; G04F 7/0842; G04F 7/0857; G04F 7/0861; G04F 7/0876; G04C 17/00; G04C 17/0008; G04C 17/0016; G04C 17/0025; G04C 17/0033; G04C 17/0041; G04C 17/005; G04C 17/0058; G04C 17/0066; G04C 17/0075; G04C 17/0083; G04C 17/0091; G04C 19/00; G04C 19/04

See application file for complete search history.

(56) **References Cited**

U.S. PATENT DOCUMENTS

1,521,208 A * 12/1924 Von Kersburg G04B 3/045
242/157 R
D97,036 S * 9/1935 Buehrig D10/1
2,352,889 A * 7/1944 Drescher G04B 3/045
368/288
2,361,563 A * 10/1944 Pellaton G04F 7/00
368/101
2,788,765 A * 4/1957 Haynes G04B 19/042
116/329
D236,811 S * 9/1975 Meylan D10/30
4,211,066 A * 7/1980 Kusumoto G04C 3/146
368/101

(Continued)

Primary Examiner — Sandra S Snapp

Assistant Examiner — Katherine Glennon

(74) *Attorney, Agent, or Firm* — Taft Stettinius & Hollister LLP

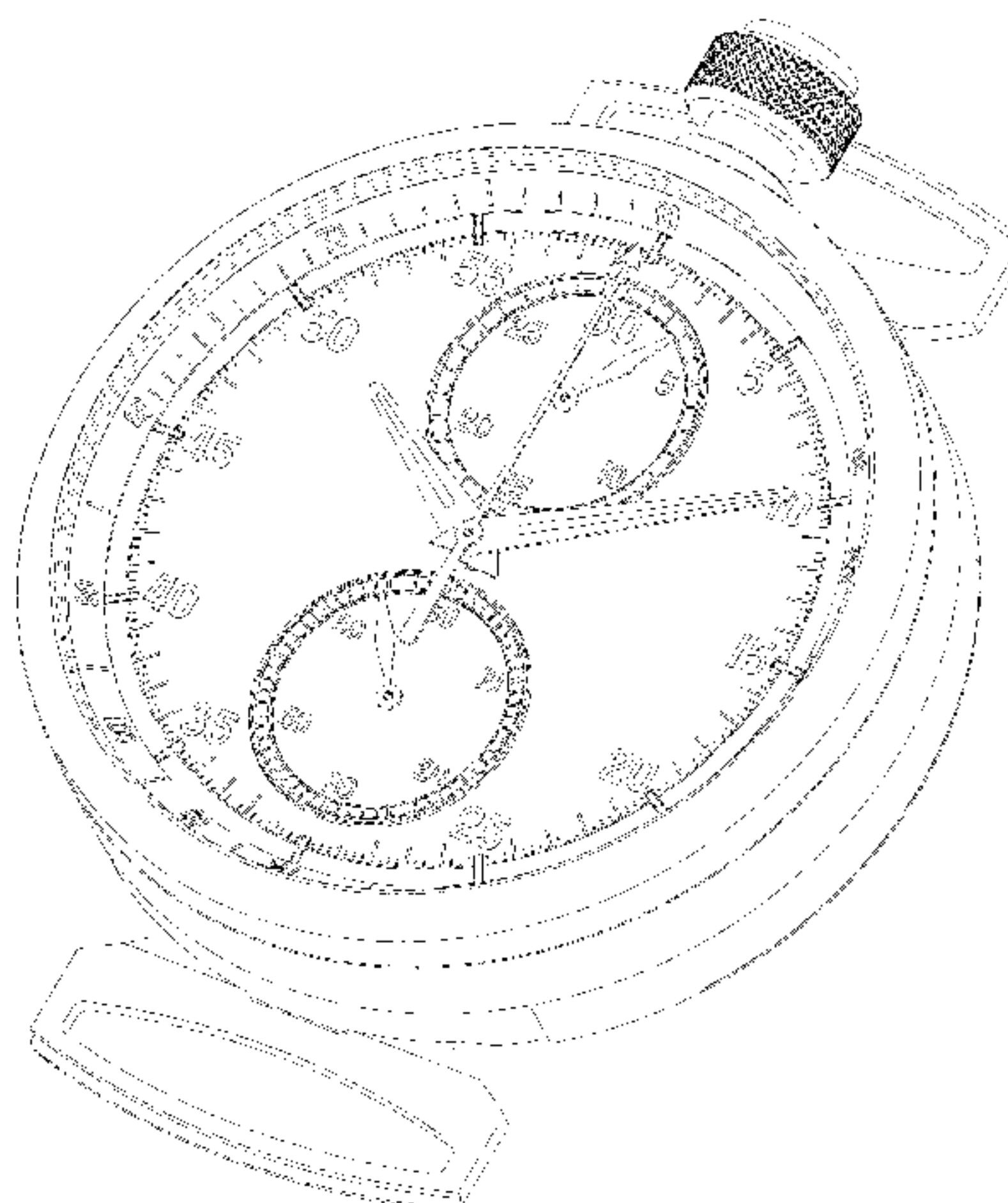
(57) **CLAIM**

The ornamental design for a watch, as shown and described.

DESCRIPTION

FIG. 1 is a front elevational view of a watch showing my new design;
FIG. 2 is a back elevational view thereof;
FIG. 3 is a right side elevational view thereof;
FIG. 4 is a left side elevational view thereof;
FIG. 5 is a bottom plan view thereof;
FIG. 6 is a top plan view thereof;
FIG. 7 is a front, right, side perspective view thereof; and,
FIG. 8 is a front, right, side perspective view thereof showing an alternate position of foldable portions of the watch in an open position to allow the watch to be worn as a watch bracelet.

(Continued)



The broken lines in the drawing figures depict unclaimed subject matter that form no part of the claimed design.

1 Claim, 8 Drawing Sheets

(56)

References Cited

U.S. PATENT DOCUMENTS

D268,168	S	*	3/1983	Schneider	D10/30
6,570,823	B1	*	5/2003	Gilomen	G04F 8/00
						368/110
D528,454	S	*	9/2006	Behling	D10/126
D536,995	S	*	2/2007	Oshita	D10/31
D605,543	S	*	12/2009	Juraschek	D10/124
D676,338	S	*	2/2013	Jacquerye	D10/39
D695,637	S	*	12/2013	Jacquerye	D10/39
D703,568	S	*	4/2014	Cerrato	D10/126
D732,984	S	*	6/2015	Nussbaumer	D10/38
D736,656	S	*	8/2015	Ruffieux	D10/126
D744,864	S	*	12/2015	Behling	D10/30
D759,512	S	*	6/2016	Belamich	D10/126
D759,513	S	*	6/2016	Belamich	D10/126
2009/0122654	A1	*	5/2009	Behling	G04B 19/283
						368/89

* cited by examiner

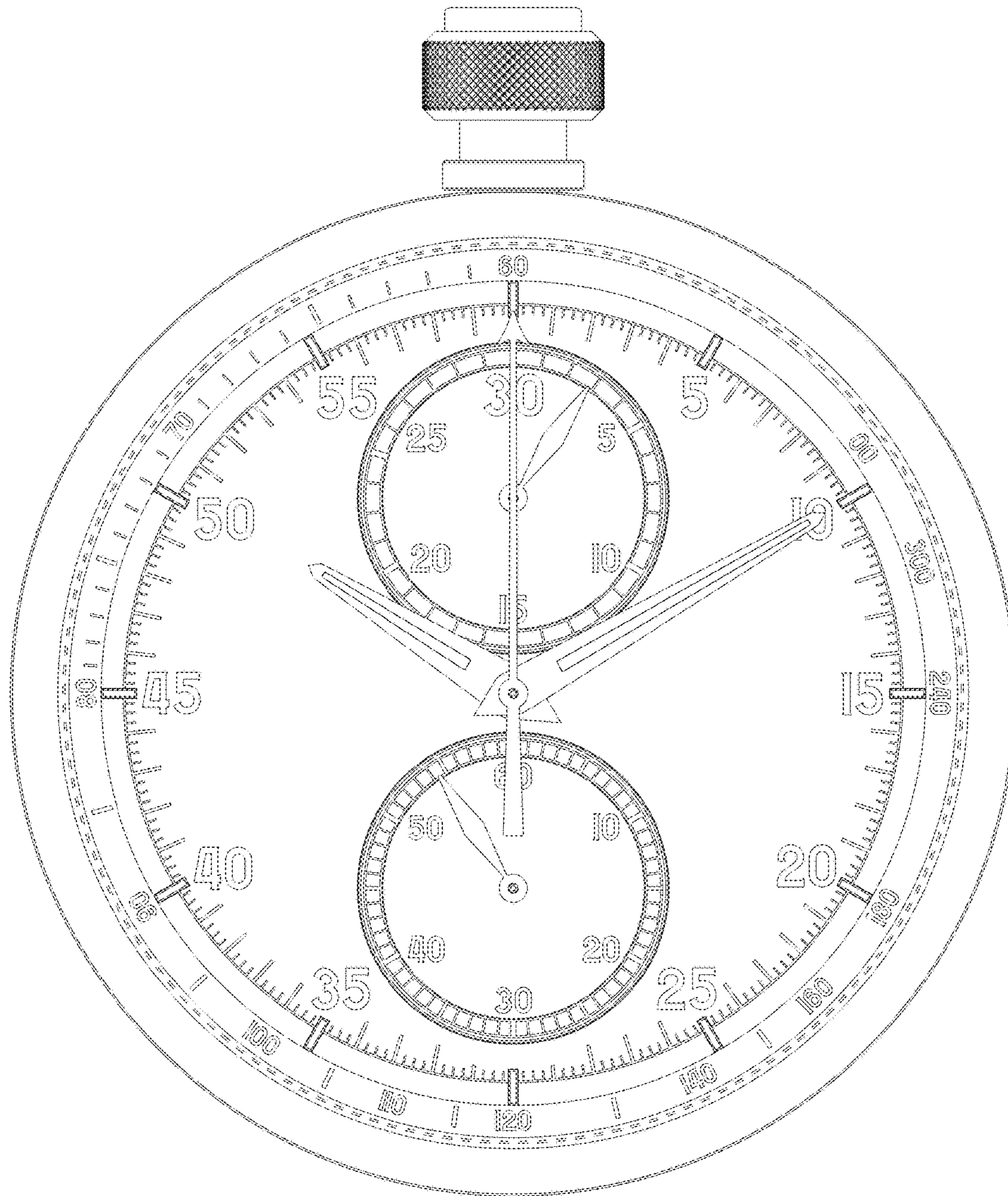


Fig. 1

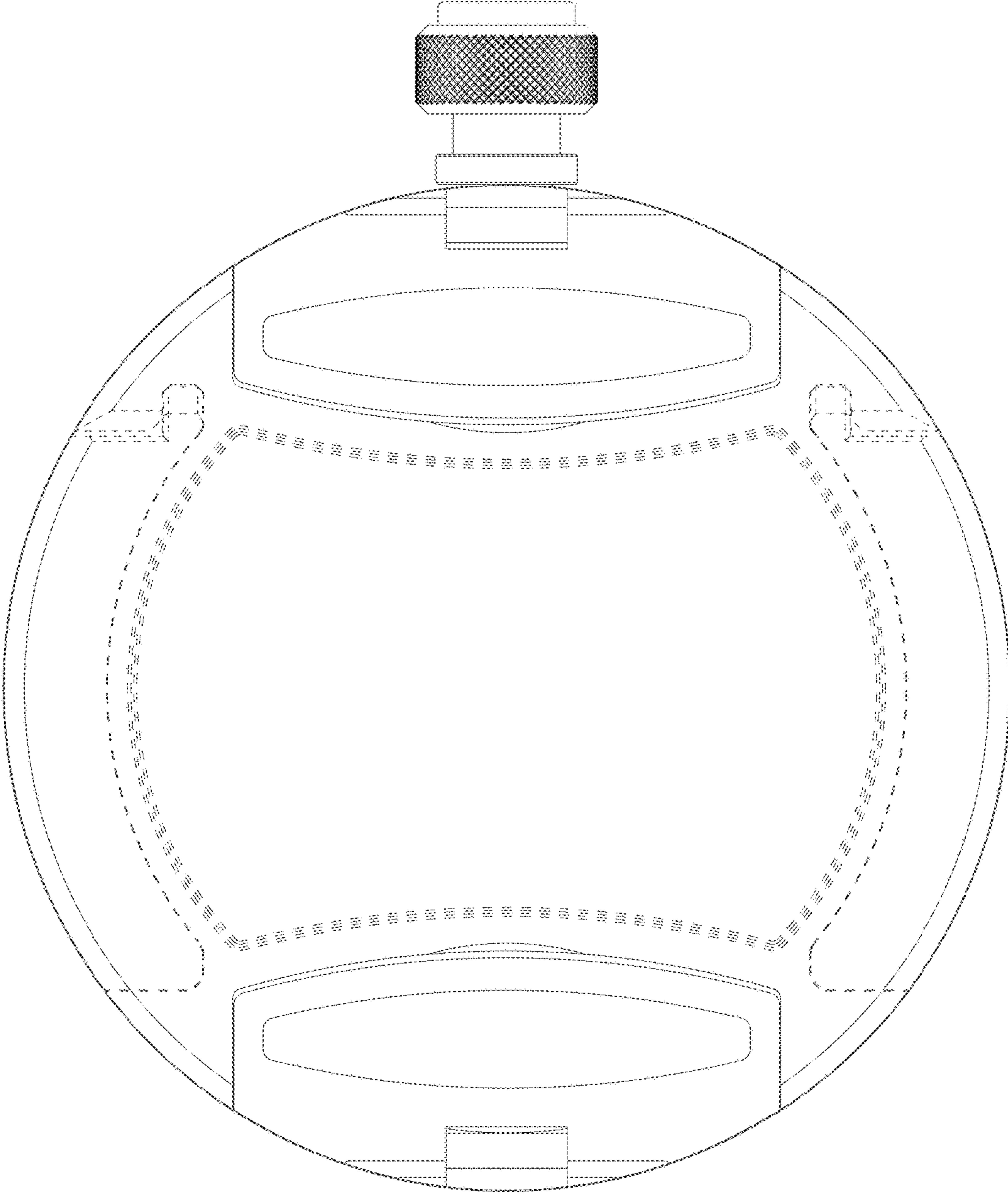


Fig. 2




Fig. 3

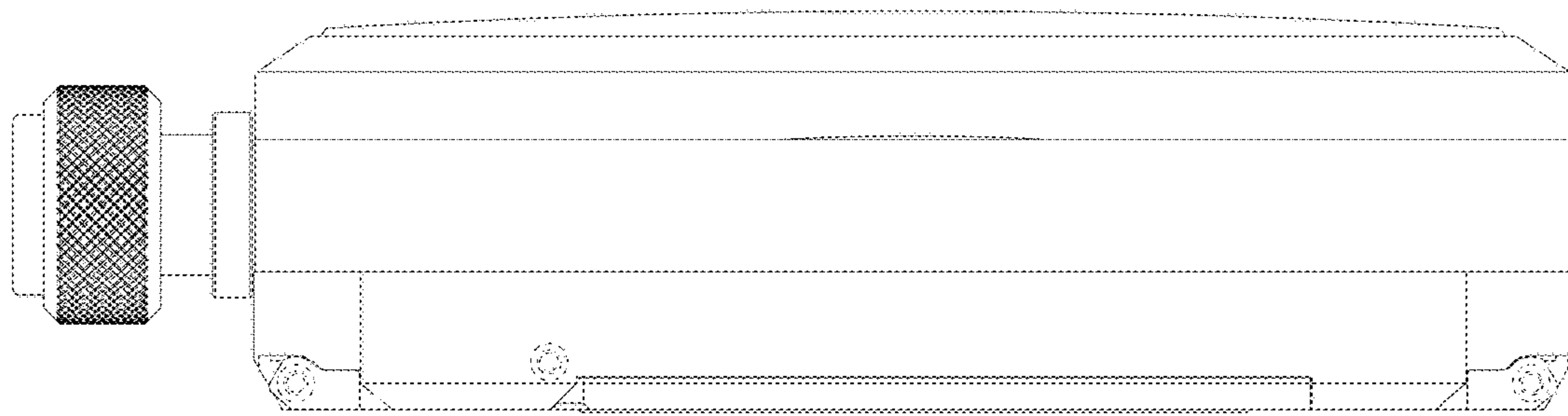


Fig. 4

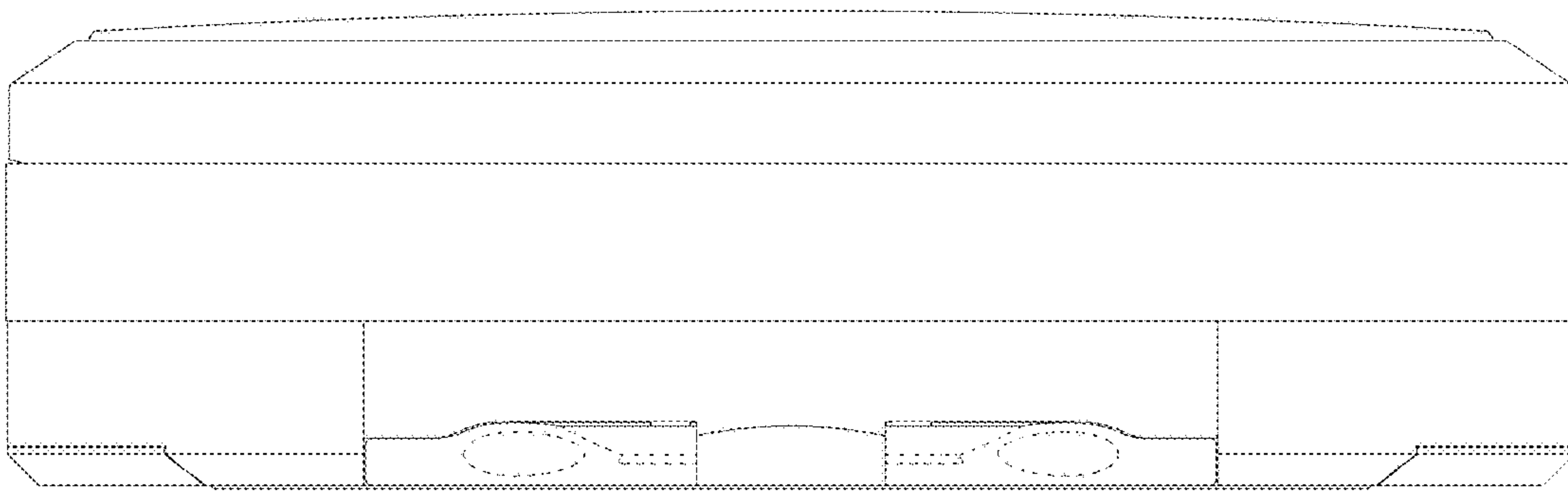


Fig. 5

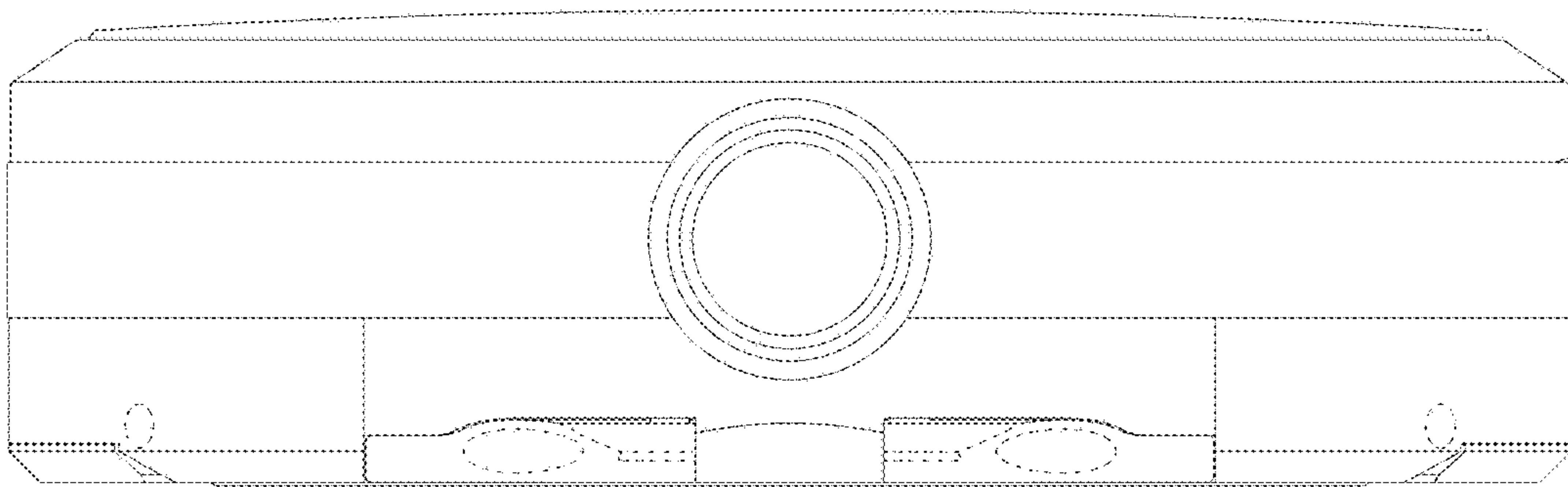


Fig. 6

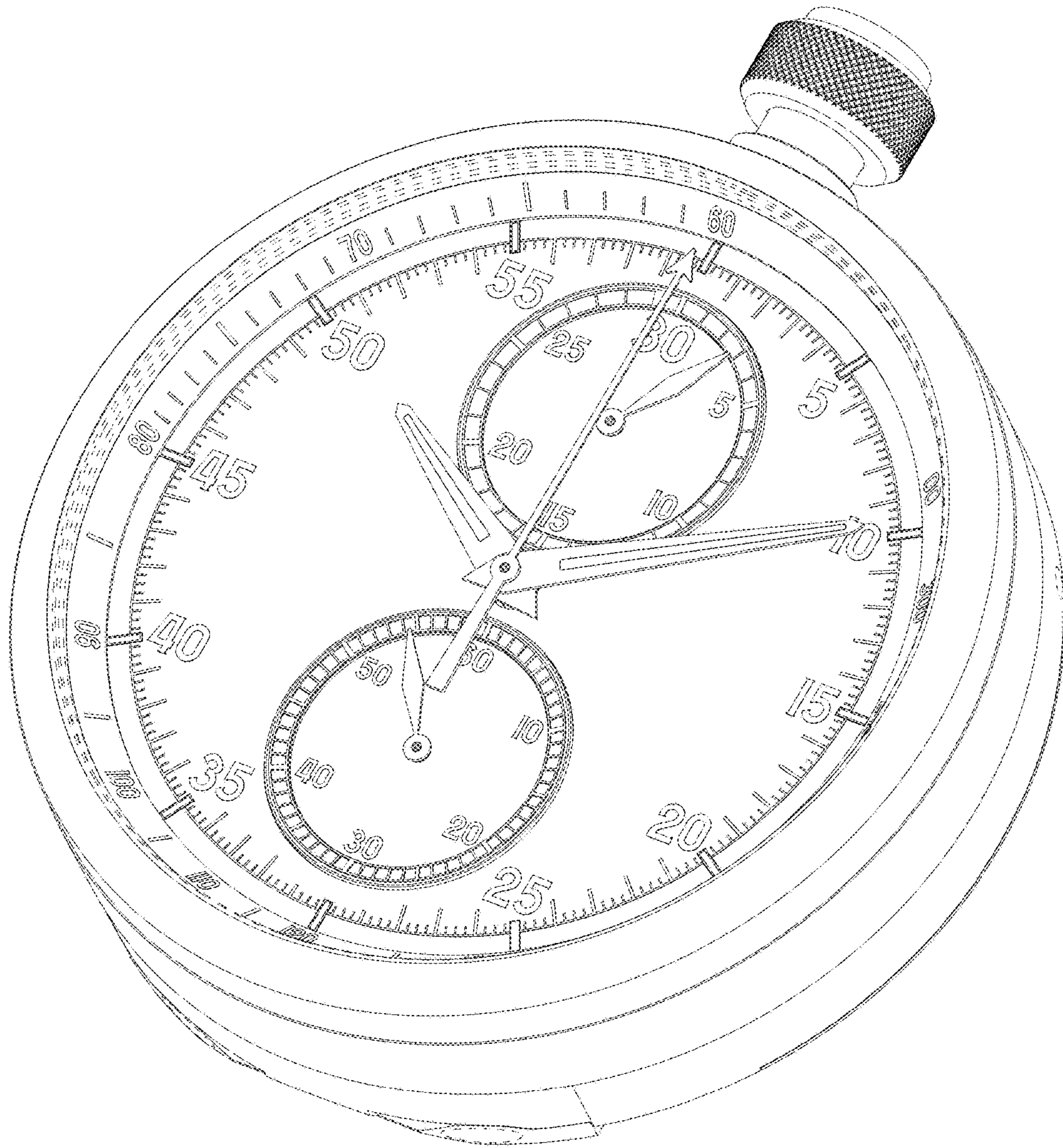


Fig. 7

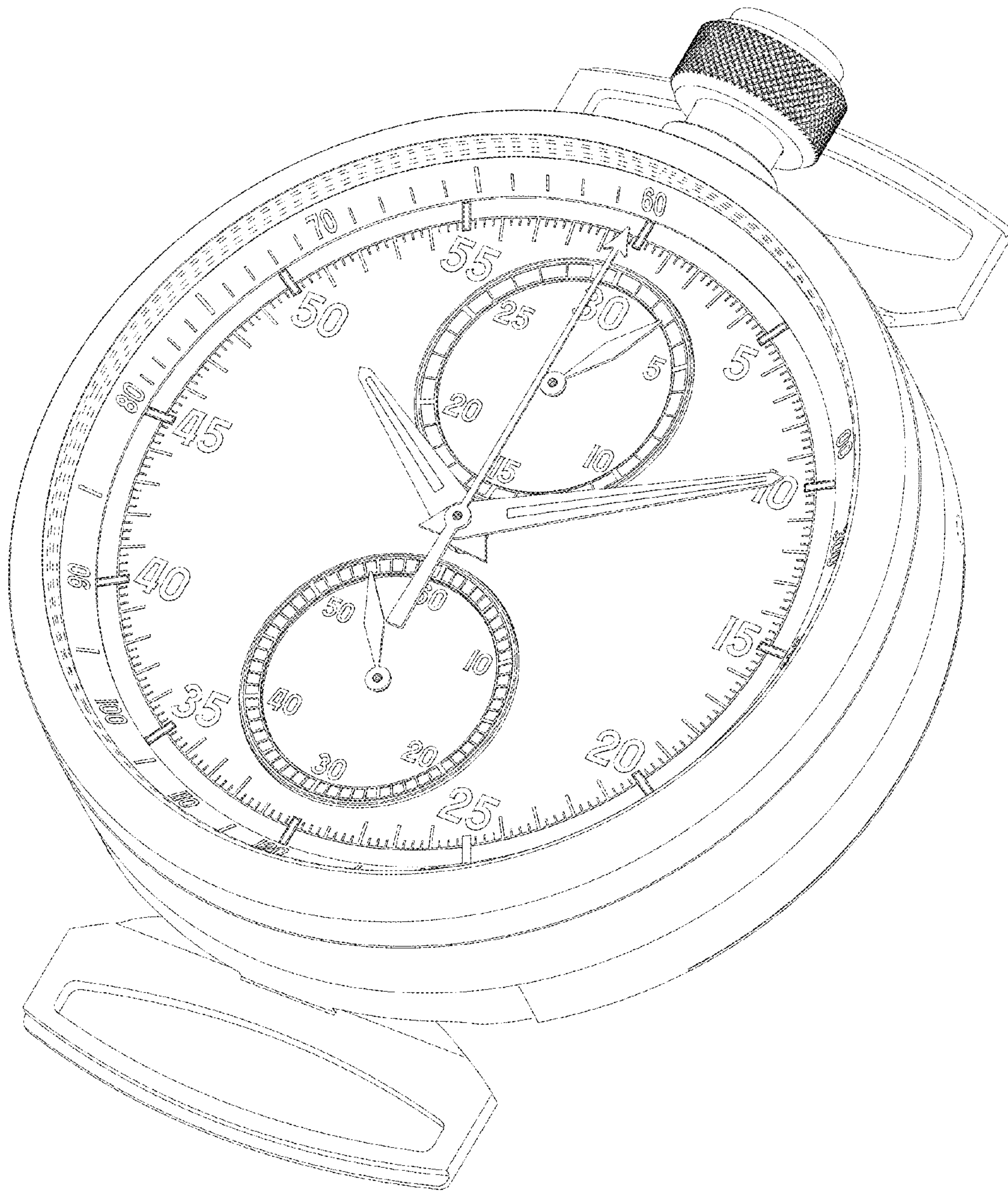


Fig. 8