

US00D830182S

(12) **United States Design Patent**
Maier et al.

(10) **Patent No.:** **US D830,182 S**

(45) **Date of Patent:** **** Oct. 9, 2018**

(54) **BOTTLE**

(71) Applicant: **LAND O'LAKES, INC.**, Arden Hills, MN (US)

(72) Inventors: **Brianne Maier**, New Richmond, WI (US); **Laura Flanagan-Kent**, Decatur, GA (US)

(73) Assignee: **LAND O'LAKES, INC.**, Arden Hills, MN (US)

(**) Term: **15 Years**

(21) Appl. No.: **29/629,061**

(22) Filed: **Dec. 11, 2017**

Related U.S. Application Data

(63) Continuation of application No. 29/611,856, filed on Jul. 26, 2017, now Pat. No. Des. 808,275.

(51) **LOC (11) Cl.** **09-01**

(52) **U.S. Cl.**

USPC **D9/542**; D9/539; D9/550; D9/563

(58) **Field of Classification Search**

USPC D9/516, 529-530, 541-543, 547, D9/549-550, 558, 563, 571, 574-575, D9/715, 719

CPC B65D 1/00; B65D 1/02; B65D 1/0223; B65D 23/00; B65D 81/00; B65D 2501/00; B65D 2501/0009; B65D 2501/0081

See application file for complete search history.

(56) **References Cited**

U.S. PATENT DOCUMENTS

D238,554 S * 1/1976 Pardo D9/529
D368,859 S 4/1996 LoPreto
D376,980 S 12/1996 LoPreto
D384,285 S 9/1997 D'Amico

D457,069 S 5/2002 Palaia
D481,639 S * 11/2003 Crawford D9/542
D492,202 S 6/2004 Crawford
D497,108 S 10/2004 Lund
D497,810 S * 11/2004 Maus D9/542
D498,680 S * 11/2004 Cleary D9/542
D514,945 S 2/2006 Busa, Jr.
D522,876 S 6/2006 Braaten
D524,166 S * 7/2006 Walther D9/682
D528,006 S * 9/2006 Walther D9/542
D533,069 S 12/2006 Archeny
D533,073 S * 12/2006 Brunner D9/624
D546,189 S * 7/2007 Costello D9/542
D578,406 S 10/2008 Kuzma

(Continued)

Primary Examiner — Dana L Meyrow

(74) *Attorney, Agent, or Firm* — Dorsey & Whitney LLP; Bridget M. Hayden

(57) **CLAIM**

The ornamental design for a bottle, as shown and described.

DESCRIPTION

FIG. 1 is an illustration of a first isometric view of a first aspect of our new bottle;

FIG. 2 is an illustration of a second isometric view of the bottle;

FIG. 3 is an illustration of a front view of the bottle;

FIG. 4 is an illustration of a back view of the bottle;

FIG. 5 is an illustration of a right side view of the bottle;

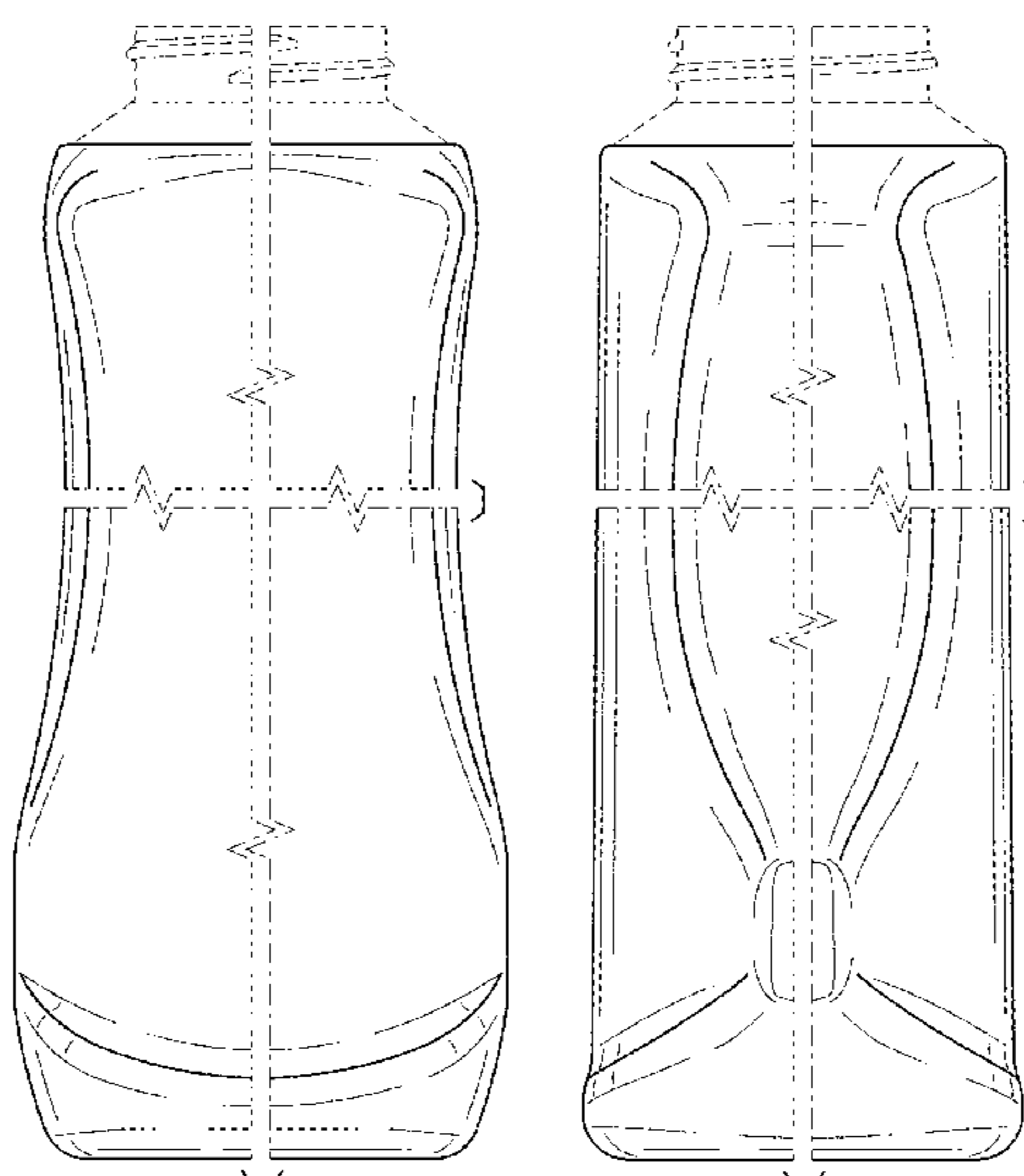
FIG. 6 is an illustration of a left side view of the bottle;

FIG. 7 is an illustration of a top view of the bottle; and,

FIG. 8 is an illustration of a bottom view of the bottle.

The unshaded areas shown in evenly-dashed broken lines in the drawings illustrate the portions of the bottle that form no part of the claim. The dot-dash broken lines at the breaks in the bottle sidewall and on the bottom surface of the bottle define the bounds of the claim, forming no part thereof. Any portion of the article between those breaks forms no part of the claimed design.

1 Claim, 5 Drawing Sheets



(56)

References Cited

U.S. PATENT DOCUMENTS

D612,737 S	3/2010	Bansal	
D612,738 S	3/2010	Bansal	
D613,173 S	4/2010	Bansal	
D621,273 S *	8/2010	Bruscha	D9/542
D634,208 S	3/2011	Schlies	
D635,860 S *	4/2011	Sahu	D9/529
D669,788 S	10/2012	Maclean	
D670,172 S	11/2012	Bruscha	
D808,275 S *	1/2018	Maier	D9/542

* cited by examiner

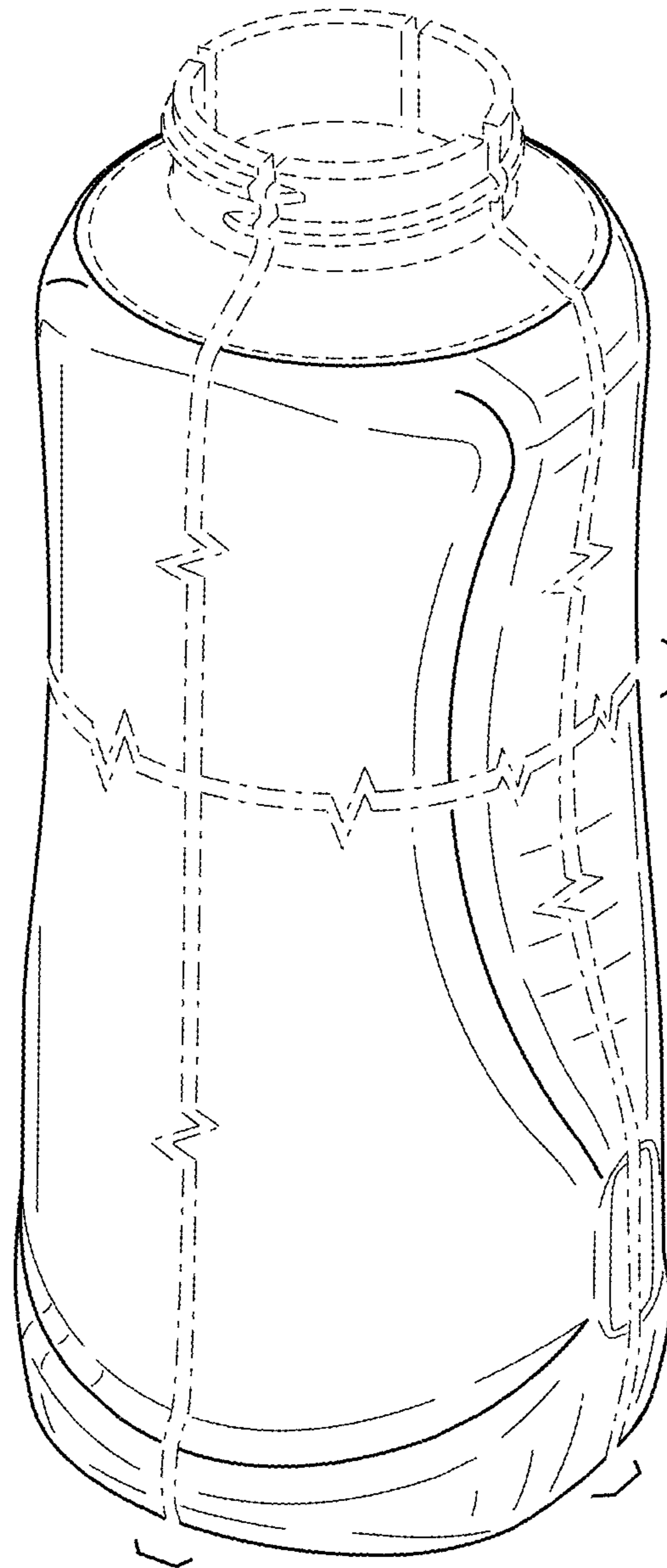


FIG. 1

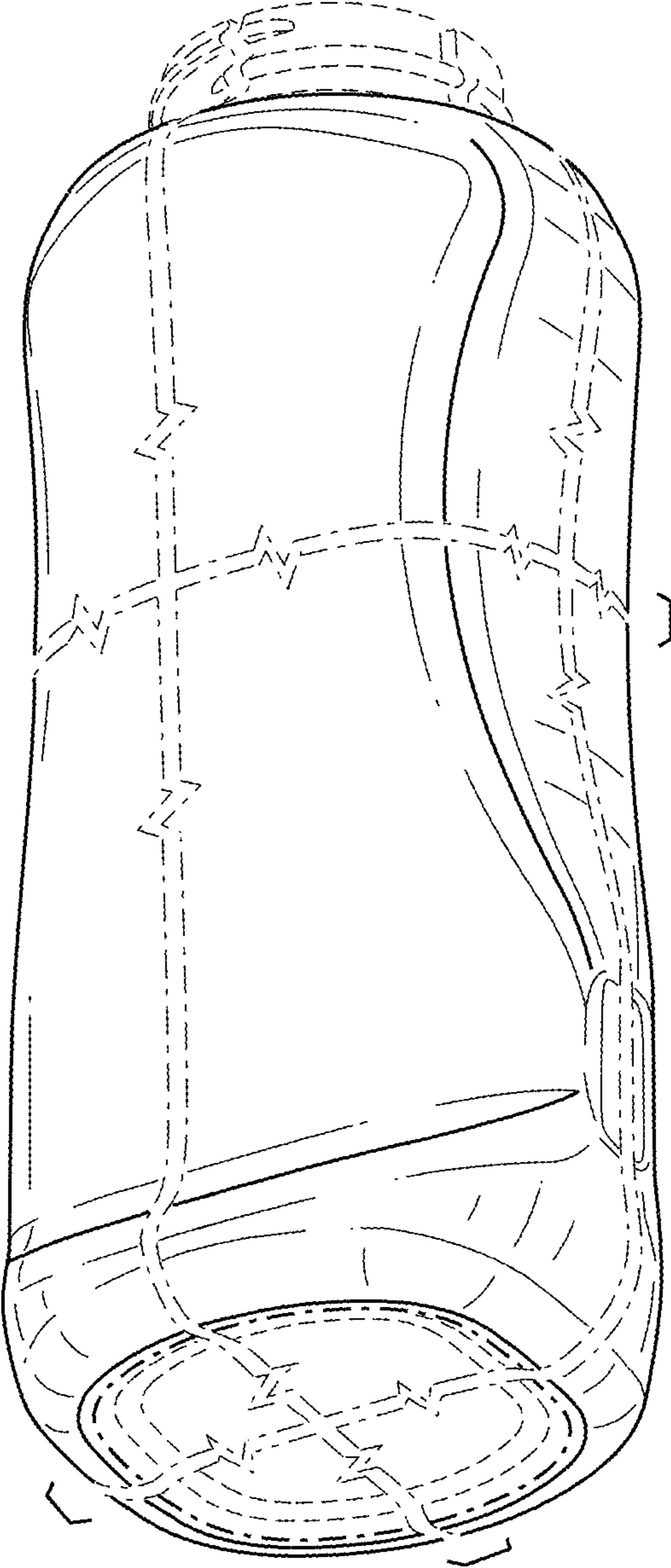


FIG. 2

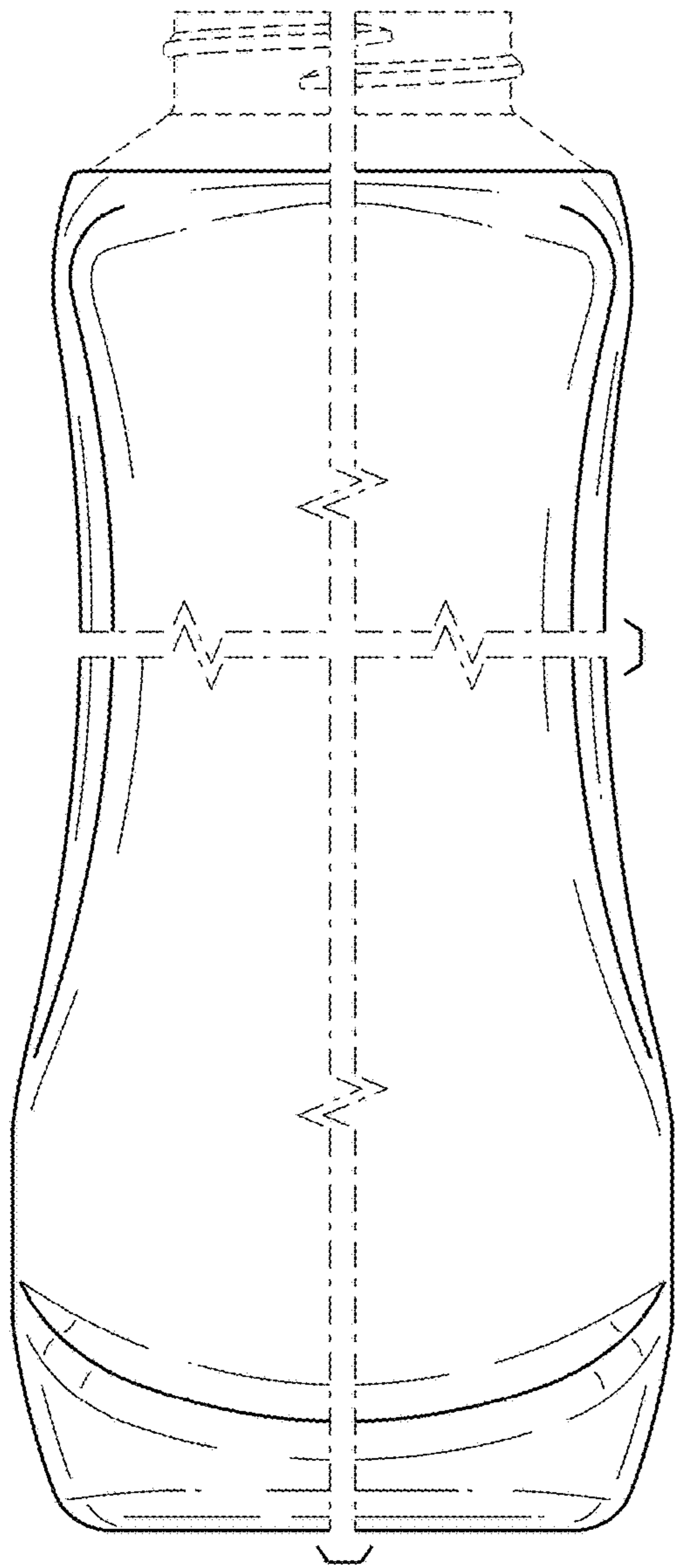


FIG. 3

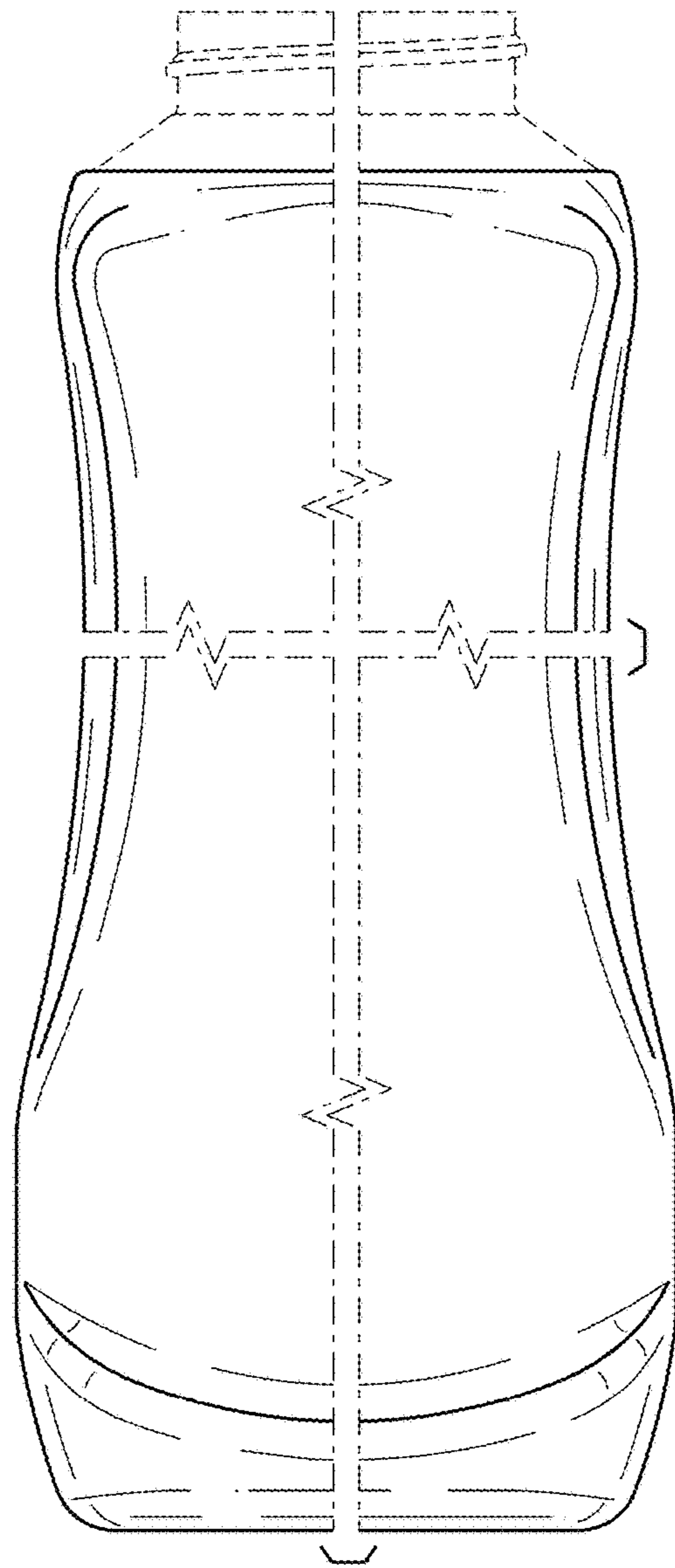


FIG. 4

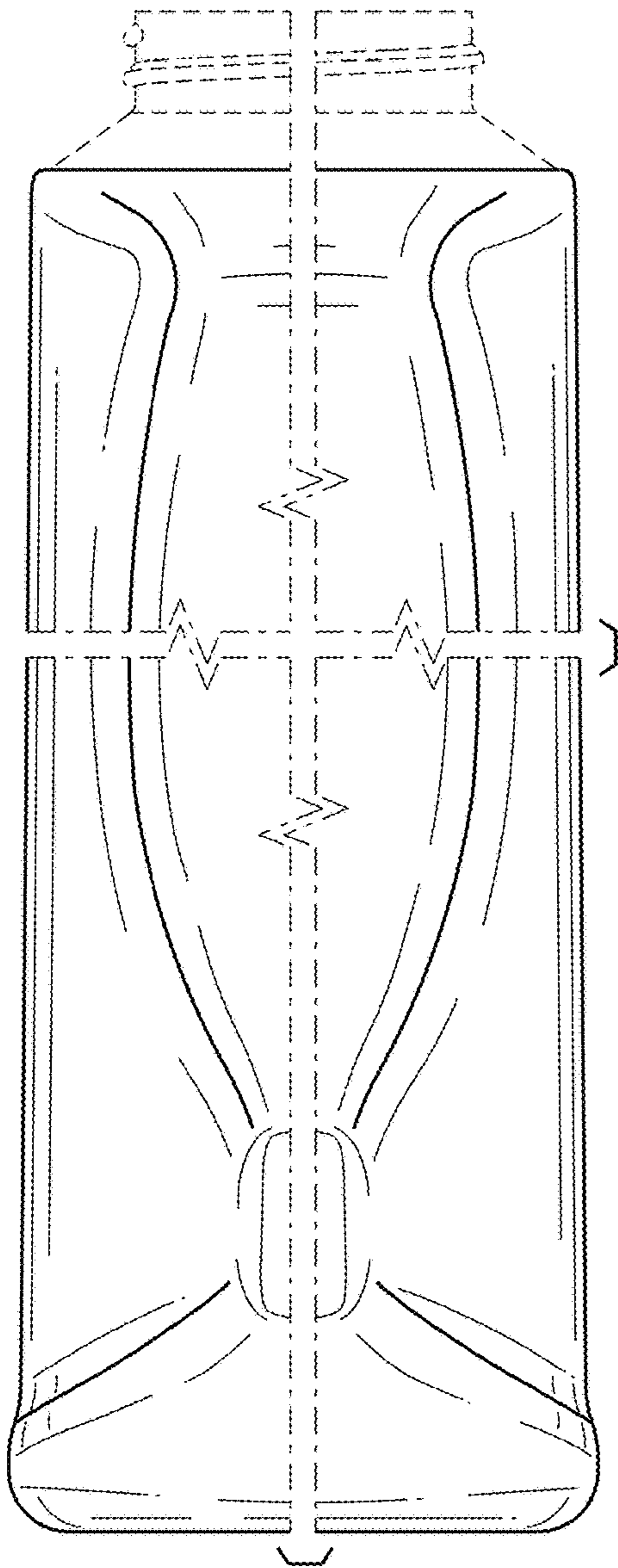


FIG. 5

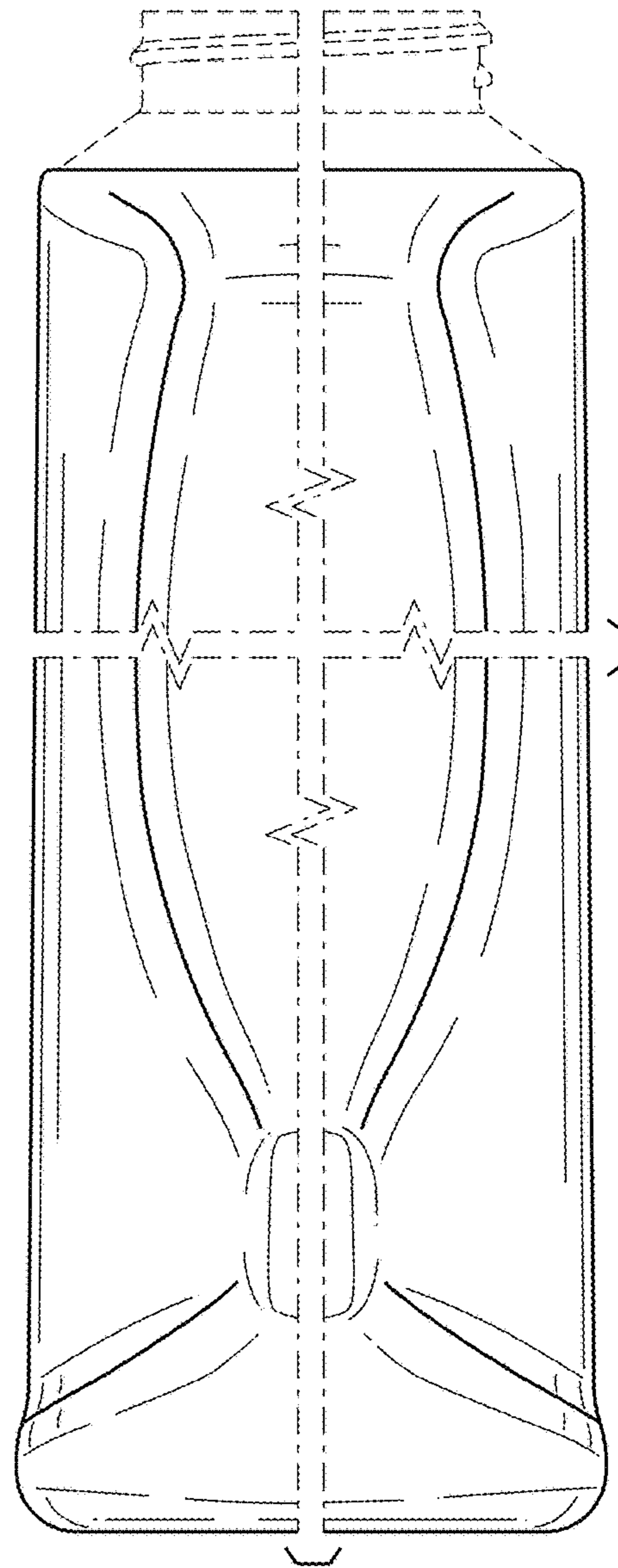


FIG. 6

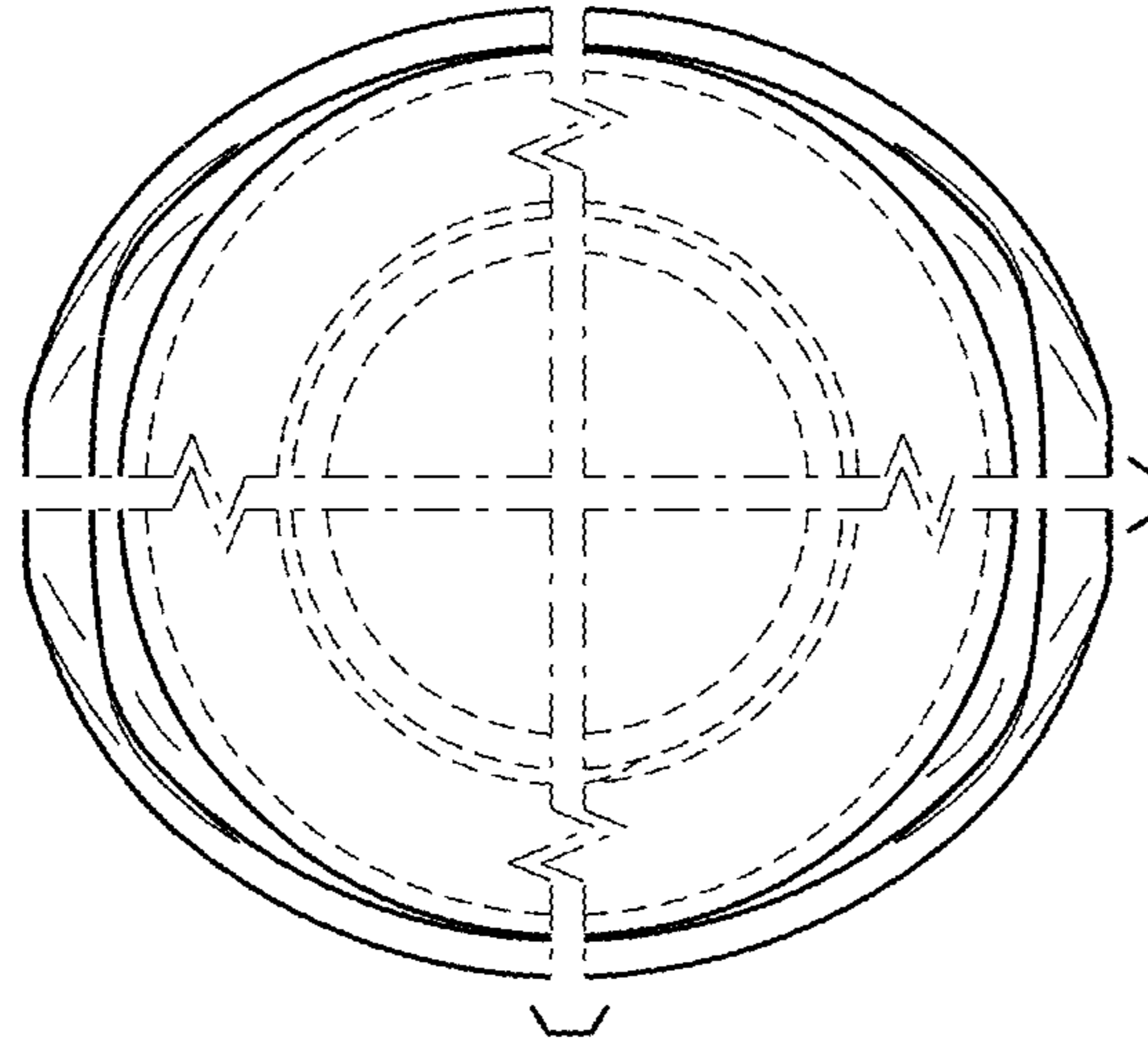


FIG. 7

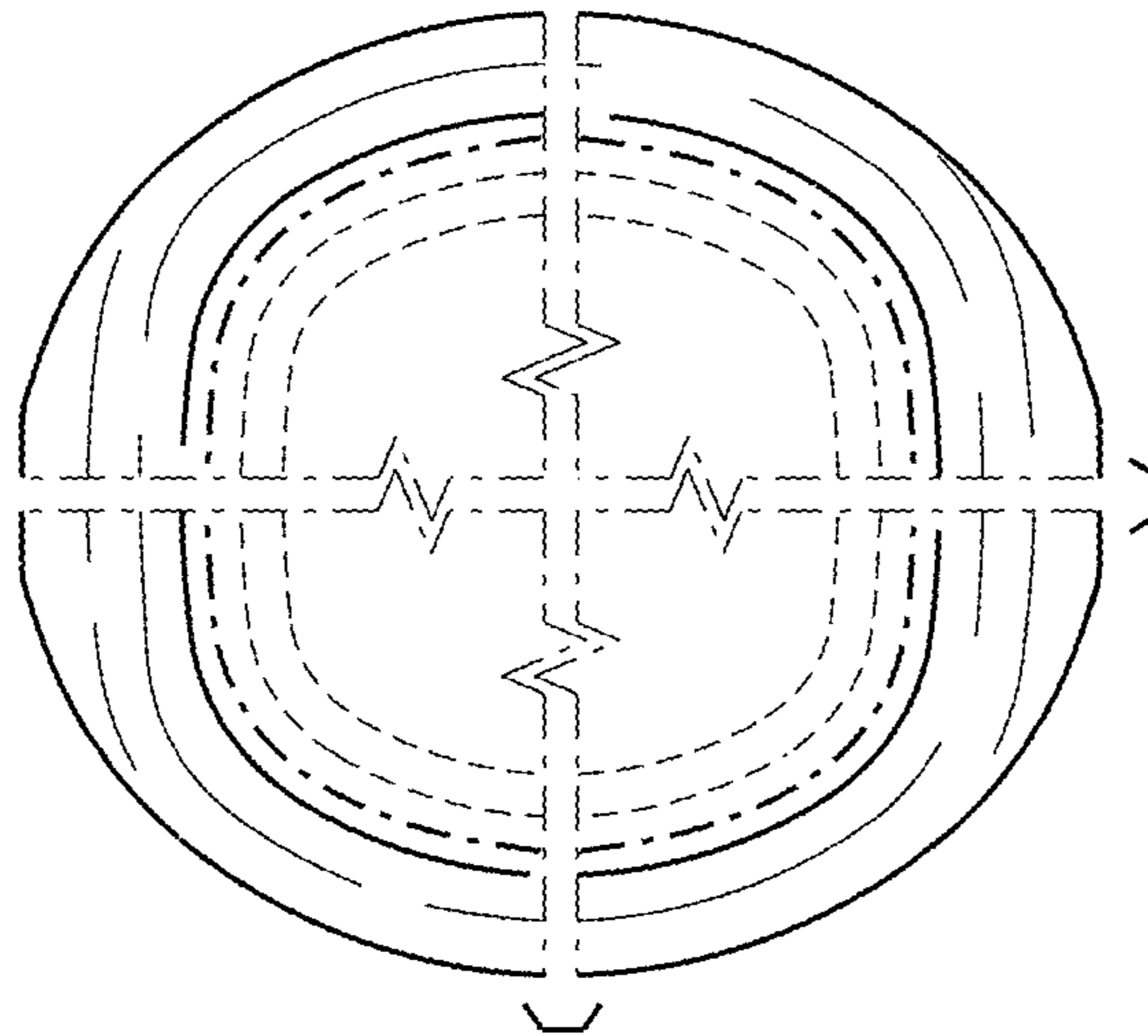


FIG. 8