



US00D830141S

(12) **United States Design Patent**
Huang

(10) **Patent No.:** **US D830,141 S**

(45) **Date of Patent:** **** Oct. 9, 2018**

(54) **SCISSORS**

(71) Applicant: **Debiao Huang**, Yangjiang (CN)

(72) Inventor: **Debiao Huang**, Yangjiang (CN)

(**) Term: **15 Years**

(21) Appl. No.: **29/616,283**

(22) Filed: **Sep. 5, 2017**

(30) **Foreign Application Priority Data**

Apr. 10, 2017 (CN) 2017 2 0365131 U

(51) **LOC (11) Cl.** **07-04**

(52) **U.S. Cl.**
USPC **D7/693; D8/52**

(58) **Field of Classification Search**
USPC D8/4, 5, 51-58; D7/693
CPC B26B 13/10; B26B 13/20; B26B 13/12;
B26B 13/06; B26B 13/04
See application file for complete search history.

(56) **References Cited**

U.S. PATENT DOCUMENTS

D170,905 S * 11/1953 Blanchaert D8/52
D176,994 S * 2/1956 Salm et al. D8/52

D206,067 S * 10/1966 Centa D8/52
D633,349 S * 3/2011 Schmidt D7/693
D642,877 S * 8/2011 Bhasin D7/693
D642,878 S * 8/2011 Bhasin D7/693
D746,117 S * 12/2015 Hartshorn D8/57
D786,634 S * 5/2017 Keating D8/5
2006/0010692 A1 * 1/2006 Kuan Huo B26B 11/005
30/122
2007/0209213 A1 * 9/2007 Chorpash B26B 11/005
30/231

* cited by examiner

Primary Examiner — Deanna L Pratt

(74) *Attorney, Agent, or Firm* — Gokalp Bayramoglu


(57) **CLAIM**

The ornamental design for scissors, as shown and described.

DESCRIPTION

FIG. 1 is a front view of scissors showing my new design in accordance with an embodiment;
FIG. 2 is a back view of the scissors of FIG. 1;
FIG. 3 is a left side view of the scissors;
FIG. 4 is a right side view of the scissors;
FIG. 5 is a front perspective view of the scissors;
FIG. 6 is a back perspective view of the scissors; and,
FIG. 7 is a back perspective view of the scissors in an open position.

1 Claim, 7 Drawing Sheets






FIG. 1




FIG. 2



FIG. 3




FIG. 4



FIG. 5



FIG. 6



FIG. 7