



US00D830101S

(12) **United States Design Patent** (10) **Patent No.:** **US D830,101 S**
Mirchandani et al. (45) **Date of Patent:** **** *Oct. 9, 2018**

(54) **COOKING APPARATUS**

- (71) Applicant: **Tristar Products, Inc.**, Fairfield, NJ (US)
- (72) Inventors: **Keith Mirchandani**, Fairfield, NJ (US);
Paul McGrath, Flanders, NJ (US);
James Mitrik, Long Pond, PA (US);
Alejandro G. Lozano, Guttenberg, NJ (US)
- (73) Assignee: **TRISTAR PRODUCTS, INC.**, Fairfield, NJ (US)
- (*) Notice: This patent is subject to a terminal disclaimer.
- (**) Term: **15 Years**
- (21) Appl. No.: **29/596,515**
- (22) Filed: **Mar. 8, 2017**

Related U.S. Application Data

- (63) Continuation-in-part of application No. 29/596,038, filed on Mar. 3, 2017, and a continuation-in-part of application No. 29/596,037, filed on Mar. 3, 2017.
- (51) **LOC (11) Cl.** **07-02**
- (52) **U.S. Cl.**
USPC **D7/354; D7/409**
- (58) **Field of Classification Search**
USPC D7/323, 354-361, 543, 545, 549, 550.1, D7/553.1-553.8, 554.1-554.4, 555, 584, D7/586, 667; D9/430-433, 454-456, D9/737, 756-762; D26/22
CPC A01K 1/0114; A21B 1/02; A21B 3/00; A21B 3/13; A21B 3/15; A21B 3/134; A21B 3/135; A21B 3/137; A21B 5/00; A21B 5/02; A47G 23/03; A47J 27/04; A47J 36/022; A47J 36/025; A47J 36/027; A47J 36/04; A47J 37/00; A47J 37/04; A47J 37/0786; A47J 43/20; B22C 9/06; B28B

(Continued)

(56) **References Cited**

U.S. PATENT DOCUMENTS

- 559,788 A * 5/1896 Perrottet A21B 3/137
100/910
- 572,509 A * 12/1896 Wilson B28B 7/168
249/144

(Continued)

Primary Examiner — Ricky Pham

(74) *Attorney, Agent, or Firm* — Adler Pollock & Sheehan P.C.; Daniel J. Holmander, Esq.

(57) **CLAIM**

The ornamental design for a cooking apparatus, as shown and described.

DESCRIPTION

The file of this patent contains at least one drawing executed in color. Copies of this patent with color drawings will be provided by the Office upon request and payment of the necessary fee.

FIG. 1 is a front perspective view of a cooking apparatus in accordance with the subject disclosure.

FIG. 2 is a top view of the cooking apparatus of FIG. 1.

FIG. 3 is bottom view of the cooking apparatus of FIG. 1.

FIG. 4 is a front view of the cooking apparatus of FIG. 1.

FIG. 5 is a rear view of the cooking apparatus of FIG. 1.

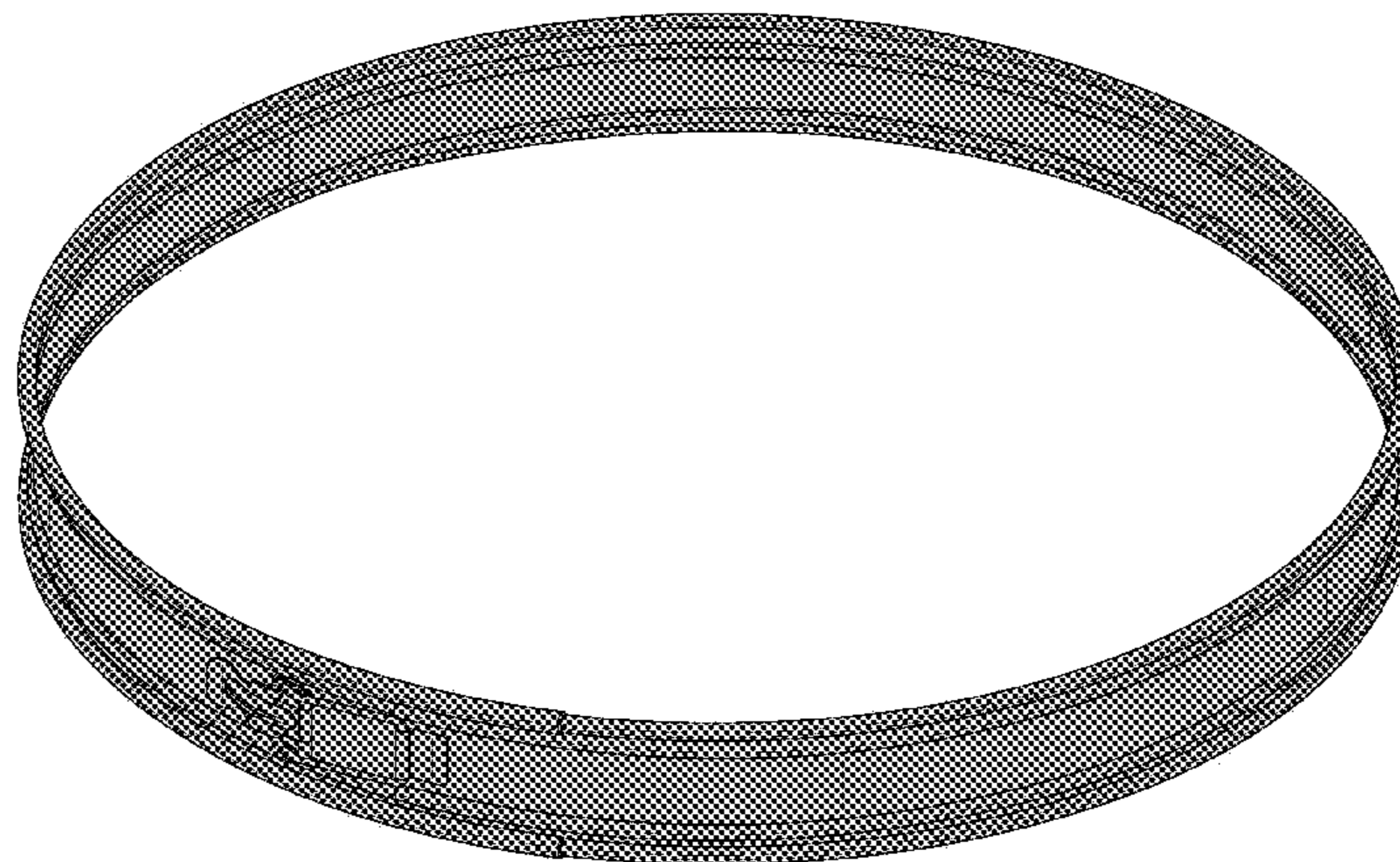
FIG. 6 is a top perspective view of the cooking apparatus of FIG. 1.

FIG. 7 is a bottom perspective view of the cooking apparatus of FIG. 1.

FIG. 8 is a left side view of the cooking apparatus of FIG. 1; and,

FIG. 9 is a right side view of the cooking apparatus of FIG. 1.

1 Claim, 9 Drawing Sheets
(9 of 9 Drawing Sheet(s) Filed in Color)



US D830,101 S

Page 2

(58) **Field of Classification Search**

CPC ... 7/168; B65D 1/22; B65D 1/24; B65D 1/34;
B65D 1/36; B65D 81/343; B65D 85/36
See application file for complete search history.

(56) **References Cited**

U.S. PATENT DOCUMENTS

854,592 A * 5/1907 Nelson A21B 3/137
249/170
1,154,972 A * 9/1915 Carlson B22C 9/06
24/16 R
1,518,973 A * 12/1924 Edwards A21B 3/13
249/170
1,567,234 A * 12/1925 Brucker A21B 3/13
206/804
2,259,854 A * 10/1941 Langel A47J 43/20
249/135
3,268,198 A * 8/1966 Swett A47G 23/03
248/346.11
4,197,832 A * 4/1980 Thomas A21B 3/13
126/390.1
4,226,255 A * 10/1980 Tarrer A47J 37/0786
126/25 R

4,644,858 A * 2/1987 Liotto A21B 3/137
219/725
4,793,324 A * 12/1988 Caferro A21B 1/02
126/369
5,582,389 A * 12/1996 Greene A47J 36/022
229/235
5,678,475 A * 10/1997 Villar Otero A21B 3/137
249/DIG. 1
5,768,980 A * 6/1998 Degen A21B 3/137
99/353
D420,864 S * 2/2000 Kenney D7/667
7,114,459 B2 * 10/2006 Schmidt A01K 1/0114
119/161
D622,539 S * 8/2010 Simon D7/354
9,107,421 B2 * 8/2015 Campbell A21B 3/135
9,220,277 B1 * 12/2015 Allen A47J 36/04
D777,034 S * 1/2017 Sill D9/454
9,532,676 B1 * 1/2017 Winfield A47J 27/04
D790,088 S * 6/2017 Yeffet D26/22
2008/0111050 A1 * 5/2008 Hamblin A21B 3/137
249/61
2011/0088566 A1 * 4/2011 Doxie A21B 3/137
99/426
2012/0024865 A1 * 2/2012 Riedl A21B 3/137
220/573.1

* cited by examiner



FIG. 1




FIG. 2




FIG. 3




FIG. 4




FIG. 5




FIG. 6




FIG. 7




FIG. 8




FIG. 9