



US00D830079S

(12) **United States Design Patent** (10) **Patent No.:** **US D830,079 S**
Hagleitner (45) **Date of Patent:** **** Oct. 9, 2018**

(54) **END PIECE FOR A PAPER ROLL HOLDER**

(71) Applicant: **Hans Georg Hagleitner**, Zell am See (AT)

(72) Inventor: **Hans Georg Hagleitner**, Zell am See (AT)

(**) Term: **15 Years**

(21) Appl. No.: **29/603,167**

(22) Filed: **May 8, 2017**

Related U.S. Application Data

(62) Division of application No. 35/500,276, filed on Aug. 27, 2015 (U.S. filing date under 35 U.S.C. 384), and having an international filing date of Aug. 27, 2015, now Pat. No. Des. 792,122.

(30) **Foreign Application Priority Data**

Mar. 31, 2015 (EM) 002672907

(51) **LOC (11) Cl.** **23-02**

(52) **U.S. Cl.**
USPC **D6/523**

(58) **Field of Classification Search**
USPC D6/523, 518-522; 211/13.1, 16, 85.5, 211/86.01, 87.01, 88.04, 100, 105.1, 211/105.2, 106, 113, 12, 3, 181.1, 211/182-183; 242/570, 590, 596-599, 242/599.1-599.4; 225/39, 46, 47, 77; 248/49, 175, 176.1, 200, 201, 205.1, 251, 248/302, 309.1, 315, 309.2; 384/295, 384/418-439; D8/300, 315, 370, 310; D7/393, 394, 396, 543, 545, 547, 548; D10/102, 122-132; D23/238, 249-250, D23/252, 254, 421
CPC A47K 10/38; A47K 10/22; A47K 10/24; A47K 17/003

See application file for complete search history.

(56) **References Cited**

U.S. PATENT DOCUMENTS

1,990,806 A 2/1935 Watson et al.
D171,604 S 3/1954 Larson
3,373,529 A 3/1968 Ingham
3,602,450 A 8/1971 Jespersen
4,340,195 A 7/1982 DeLuca
D296,963 S * 8/1988 Smallwood D6/523

(Continued)

FOREIGN PATENT DOCUMENTS

AU 318749 4/2008
AU 332914 9/2010

(Continued)

OTHER PUBLICATIONS

https://images-eu.ssl-images-amazon.com/images/1/31mmt32ramL_AC_US160.jpg.

Primary Examiner — Wan Laymon

Assistant Examiner — Mark Booker

(74) *Attorney, Agent, or Firm* — Laurence A. Greenberg; Werner H. Stemer; Ralph E. Locher

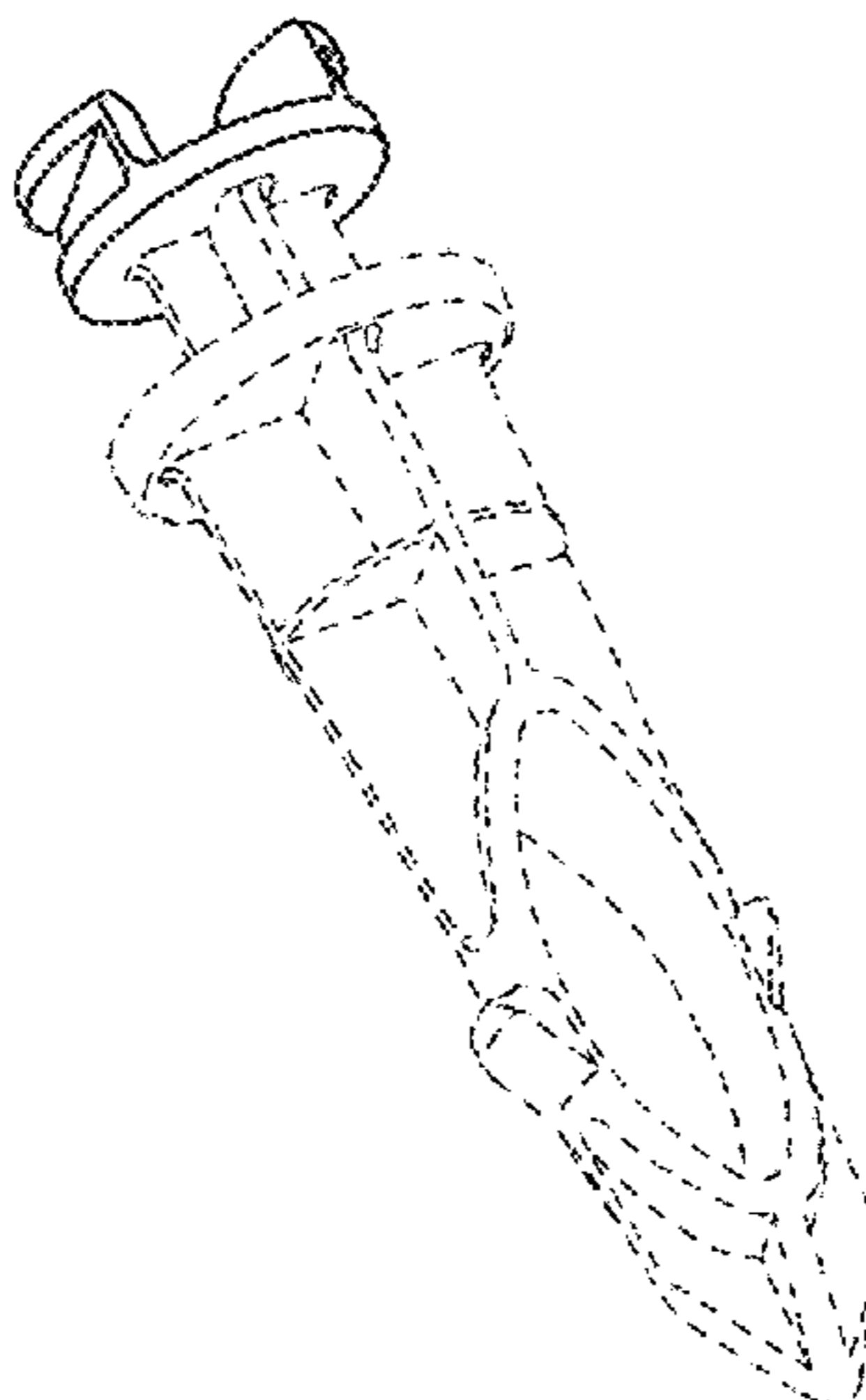
(57) **CLAIM**

The ornamental design for an end piece for a paper roll holder, as shown and described.

DESCRIPTION

FIG. 1 is a perspective view of the end piece for a paper roll holder, showing my new design;
FIG. 2 is a front elevation view thereof;
FIG. 3 is a rear elevation view thereof;
FIG. 4 is a left side elevation view thereof;
FIG. 5 is a right side elevation view thereof; and,
FIG. 6 is a top elevation view thereof.
The broken line showing in the figures is included for the purpose of illustrating portions of the end piece for a paper roll holder and form no part of the claimed design.

1 Claim, 1 Drawing Sheet



(56)

References Cited

U.S. PATENT DOCUMENTS

5,249,755	A	10/1993	Jespersen	
5,495,997	A	3/1996	Moody	
5,577,686	A	11/1996	Moody	
5,630,563	A	5/1997	Meisner et al.	
5,669,576	A	9/1997	Moody	
5,676,331	A	10/1997	Weber	
5,988,561	A	11/1999	Mele	
6,082,664	A	7/2000	Phelps et al.	
6,367,734	B1 *	4/2002	Cartwright	A47K 10/40 242/598.1
6,581,295	B1	6/2003	Black	
6,688,551	B1 *	2/2004	He	A47K 10/40 239/52
6,814,684	B2	11/2004	Schulz et al.	
D611,967	S	3/2010	Hjort et al.	
7,828,240	B2	11/2010	Hagleitner	
D630,874	S	1/2011	Möller et al.	
D635,806	S	4/2011	Bodum	
D703,461	S	4/2014	Myron	
8,783,600	B1	7/2014	Myron	
D719,374	S	12/2014	Myron	

D731,202	S	6/2015	Newson	
D733,603	S *	7/2015	Graf	D10/128
D739,158	S	9/2015	Pan et al.	
D792,122	S *	7/2017	Hagleitner	D6/523
2002/0134881	A1 *	9/2002	Hoernig	A47K 10/40 242/599.1
2002/0185511	A1	12/2002	Huang	
2003/0071052	A1	4/2003	Castleberry	
2008/0229791	A1	9/2008	Granger et al.	
2012/0097789	A1	4/2012	Benedetti	
2012/0111988	A1	5/2012	Dean	
2014/0353418	A1	12/2014	Hagleitner	
2014/0361117	A1	12/2014	Hagleitner	

FOREIGN PATENT DOCUMENTS

AU	347245	2/2013
AU	347990	4/2013
AU	354464	3/2014
CL	200901332	6/2010
CL	201103370	6/2012
CL	2014P02214	1/2015
CL	201402215	1/2015

* cited by examiner

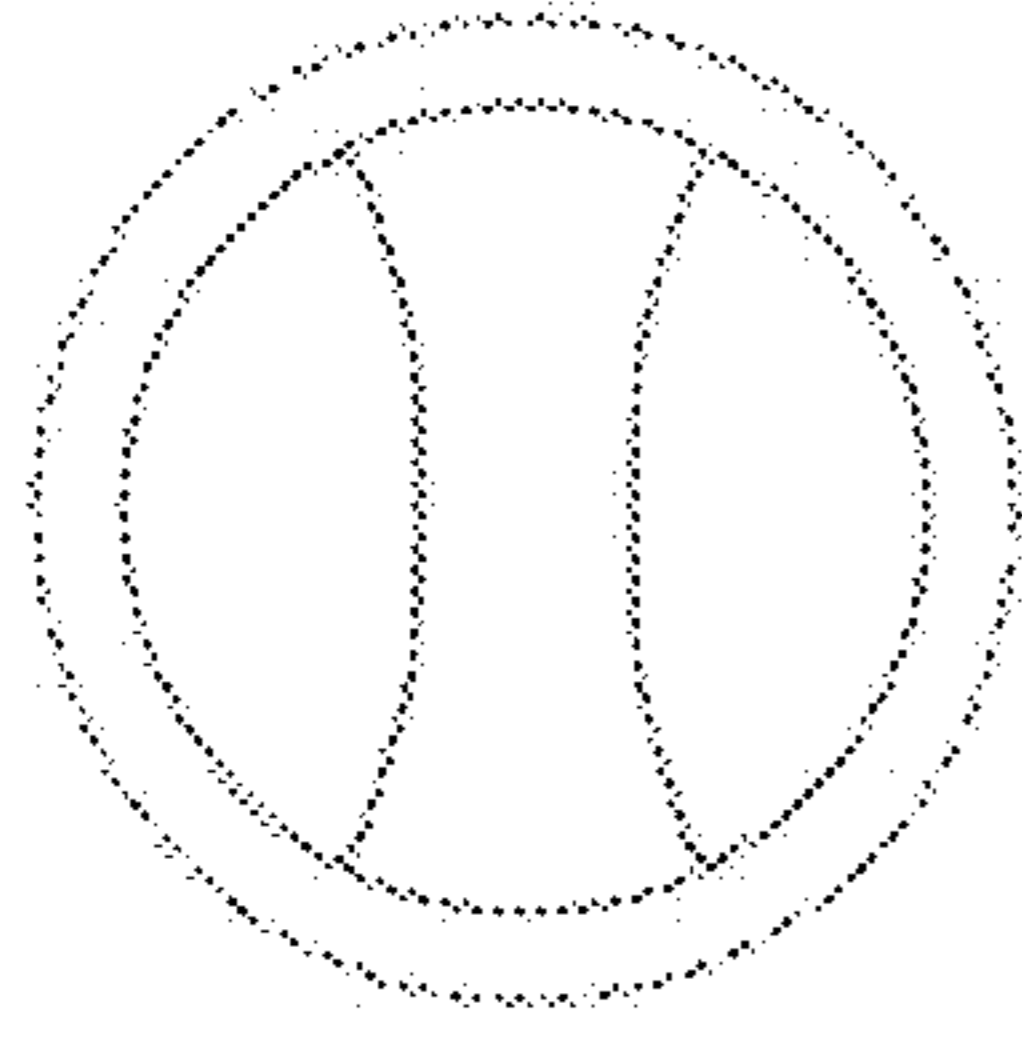


FIG. 6

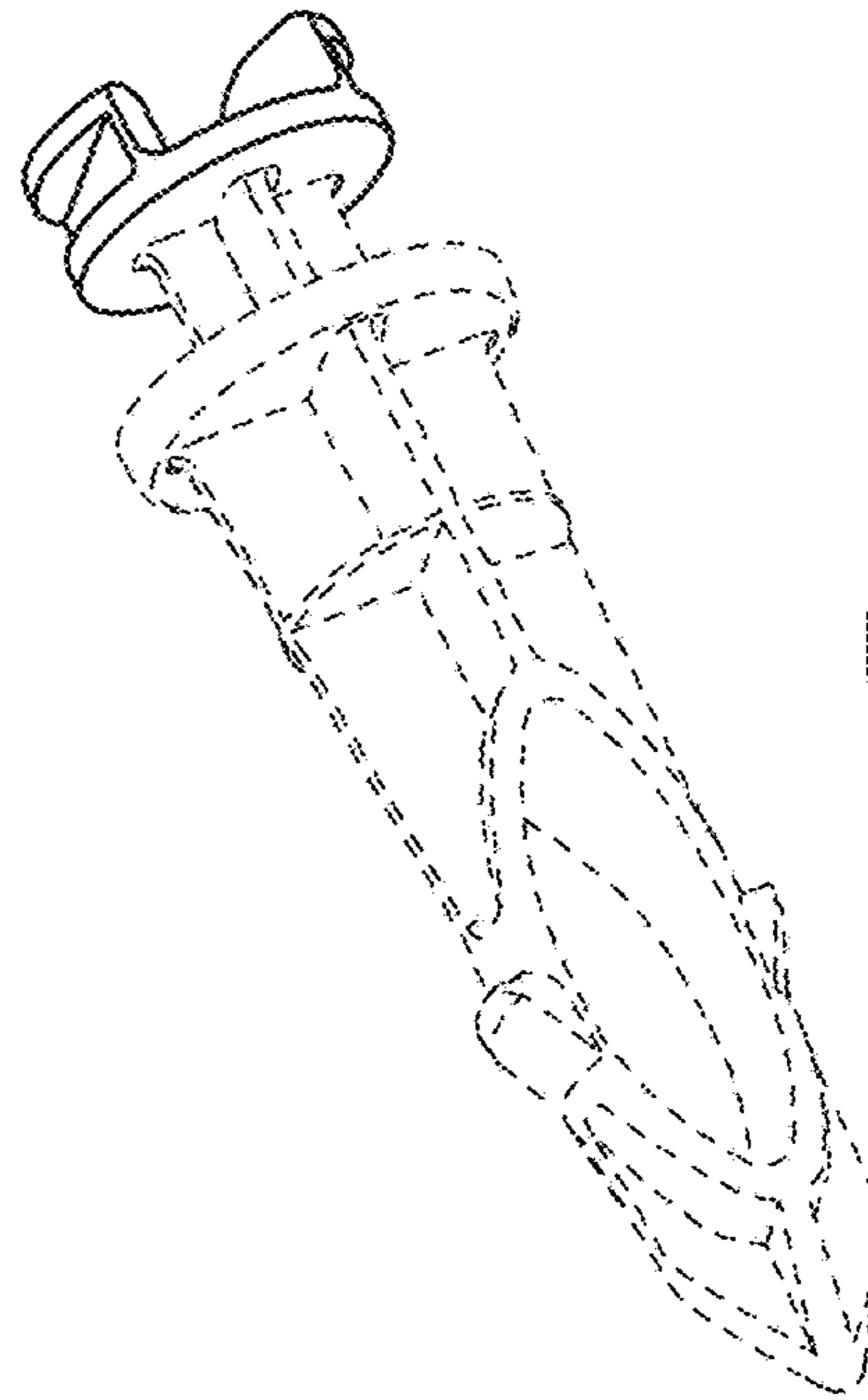


FIG. 1

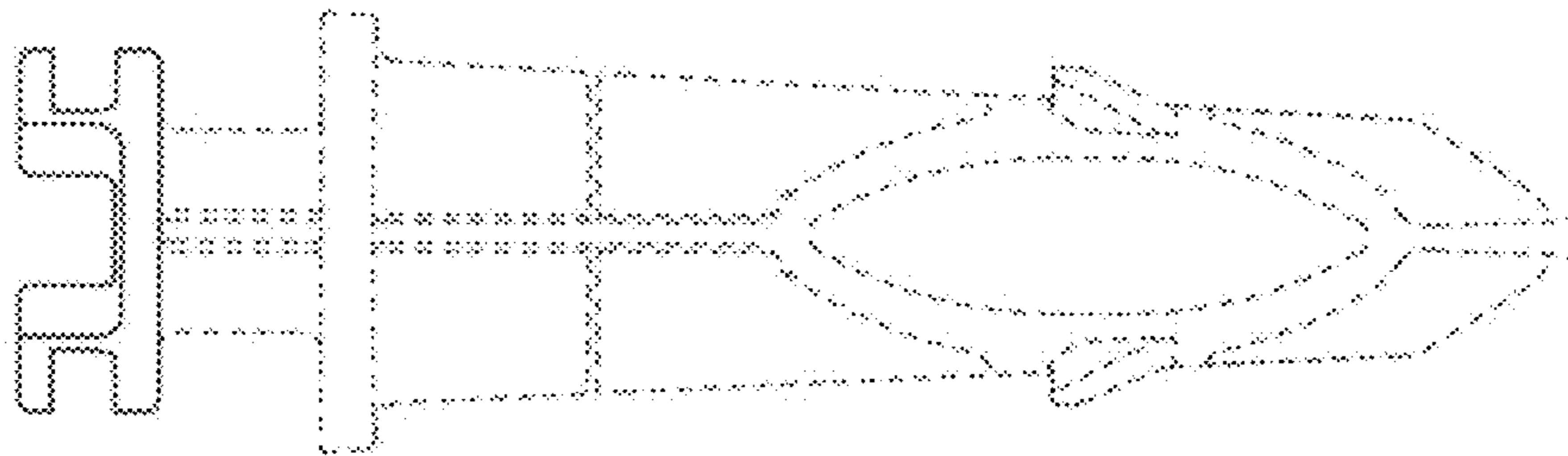


FIG. 2

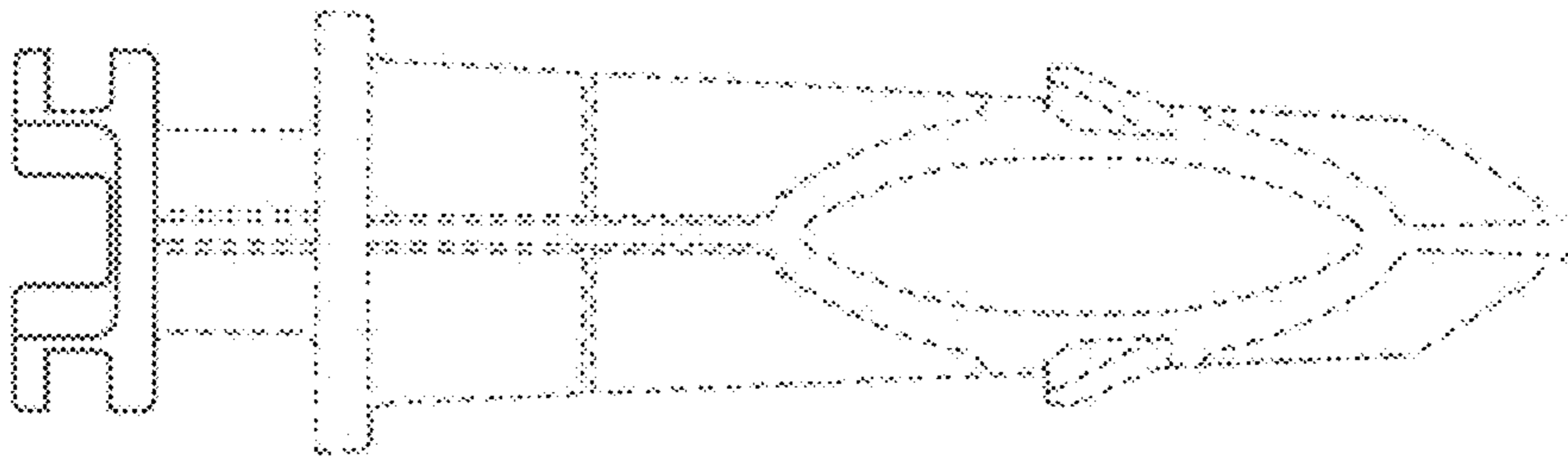


FIG. 3

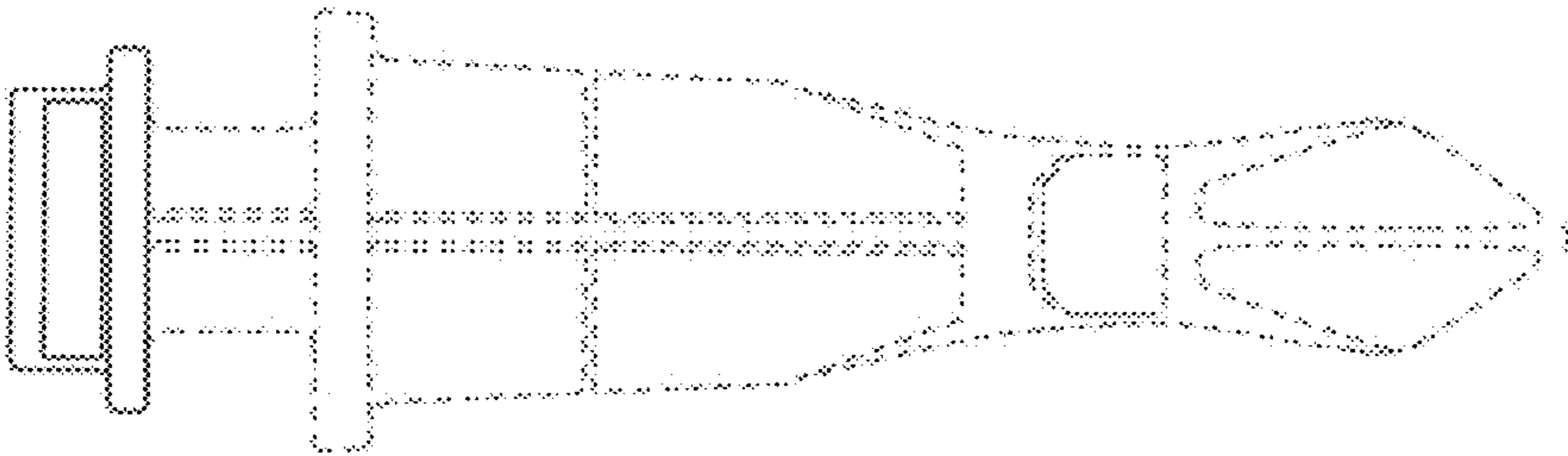


FIG. 4

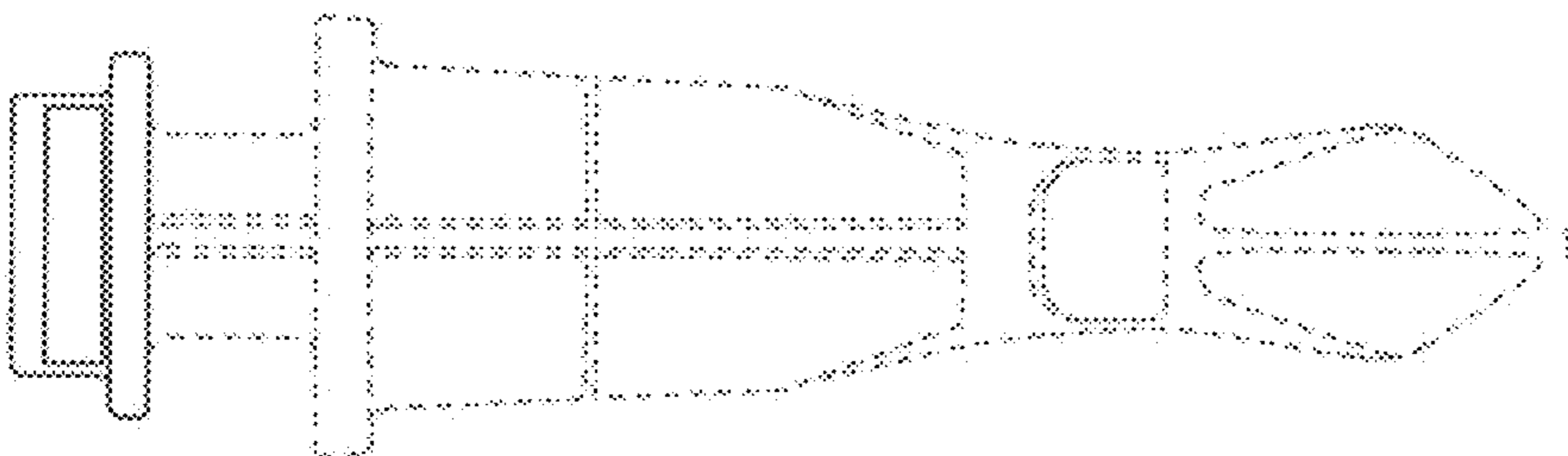


FIG. 5