



US00D830076S

(12) **United States Design Patent** (10) **Patent No.:** **US D830,076 S**
Amiard et al. (45) **Date of Patent:** **** Oct. 9, 2018**

(54) **AIRPLANE SEAT**
(71) Applicant: **DASSAULT AVIATION**, Paris (FR)
(72) Inventors: **Faustine Amiard**, Paris (FR); **Caroline Larmaraud**, Saint Ouen (FR); **Thomas Guillard**, Chatillon (FR)
(73) Assignee: **DASSAULT AVIATION**, Paris (FR)
(**) Term: **15 Years**
(21) Appl. No.: **29/603,954**
(22) Filed: **May 15, 2017**

6,173,921 B1 * 1/2001 Neumann B64D 11/06
244/118.6
D487,981 S * 4/2004 Ludeke D6/356
D577,503 S * 9/2008 Priestman D6/356
D654,708 S * 2/2012 Figueras Mitjans D6/336
D703,964 S * 5/2014 Gagnon D6/356
8,960,785 B2 * 2/2015 Kuno B60N 2/62
297/284.11
D741,071 S * 10/2015 Fernandez D6/335
D741,072 S * 10/2015 Fernandez D6/335
D748,405 S * 2/2016 Sethapun D6/356
D751,837 S * 3/2016 Sethapun D6/356
D752,352 S * 3/2016 Erhel D6/356
D769,009 S * 10/2016 Erhel D6/356
D800,464 S * 10/2017 Larabie D6/356
2016/0288910 A1 * 10/2016 Udriste B64D 11/064
2017/0015423 A1 * 1/2017 Udriste B60N 2/995

* cited by examiner

(30) **Foreign Application Priority Data**
Nov. 14, 2016 (EM) 003463124-0001
(51) **LOC (11) Cl.** **06-01**
(52) **U.S. Cl.**
USPC **D6/356**
(58) **Field of Classification Search**
USPC D6/356, 335-338, 357, 360, 367, 716.4,
D6/716.1, 349; D12/400, 345, 190, 195
CPC . B64D 11/06; B64D 11/0641; B64D 11/0604;
B64D 11/0606; B64D 11/0601; B64D
11/064; B64D 11/0643
See application file for complete search history.

Primary Examiner — Deanna L Pratt
(74) *Attorney, Agent, or Firm* — Davidson, Davidson & Kappel, LLC

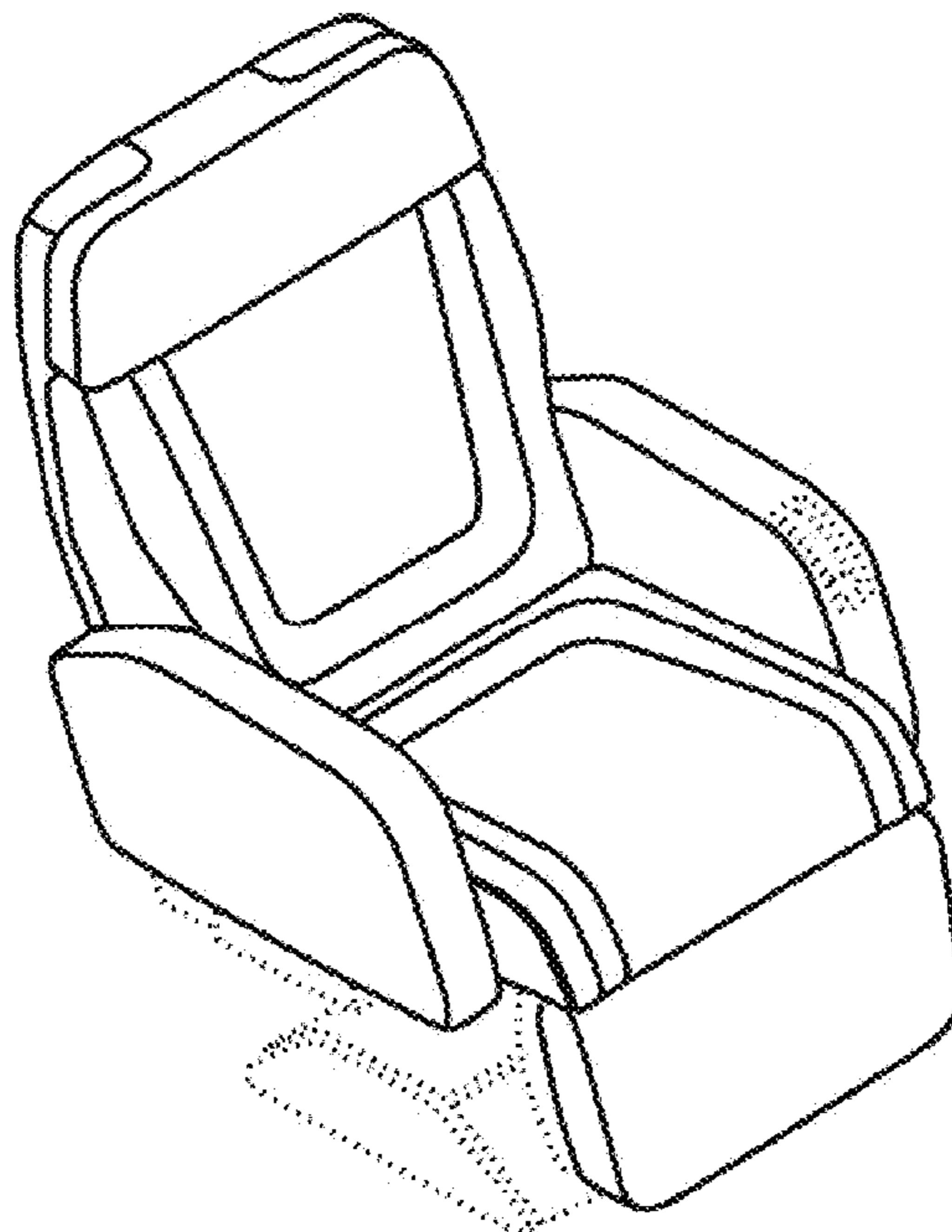
(57) **CLAIM**
The ornamental design for an airplane seat, as shown and described.

DESCRIPTION

FIG. 1 is a front perspective view of the claimed design;
FIG. 2 is a back elevation view of the claimed design;
FIG. 3 is a front elevation view of the claimed design;
FIG. 4 is a top plan view of the claimed design;
FIG. 5 is a left side elevation view of the claimed design;
and,
FIG. 6 is a right side elevation view of the claimed design.
The broken lines illustrate portions of the airplane seat that form no part of the claimed design.

1 Claim, 6 Drawing Sheets

(56) **References Cited**
U.S. PATENT DOCUMENTS
D273,157 S * 3/1984 Staub D6/356
D402,125 S * 12/1998 Dryburgh D6/356
D405,275 S * 2/1999 Dryburgh D6/335
D409,010 S * 5/1999 Papaioannou D6/356



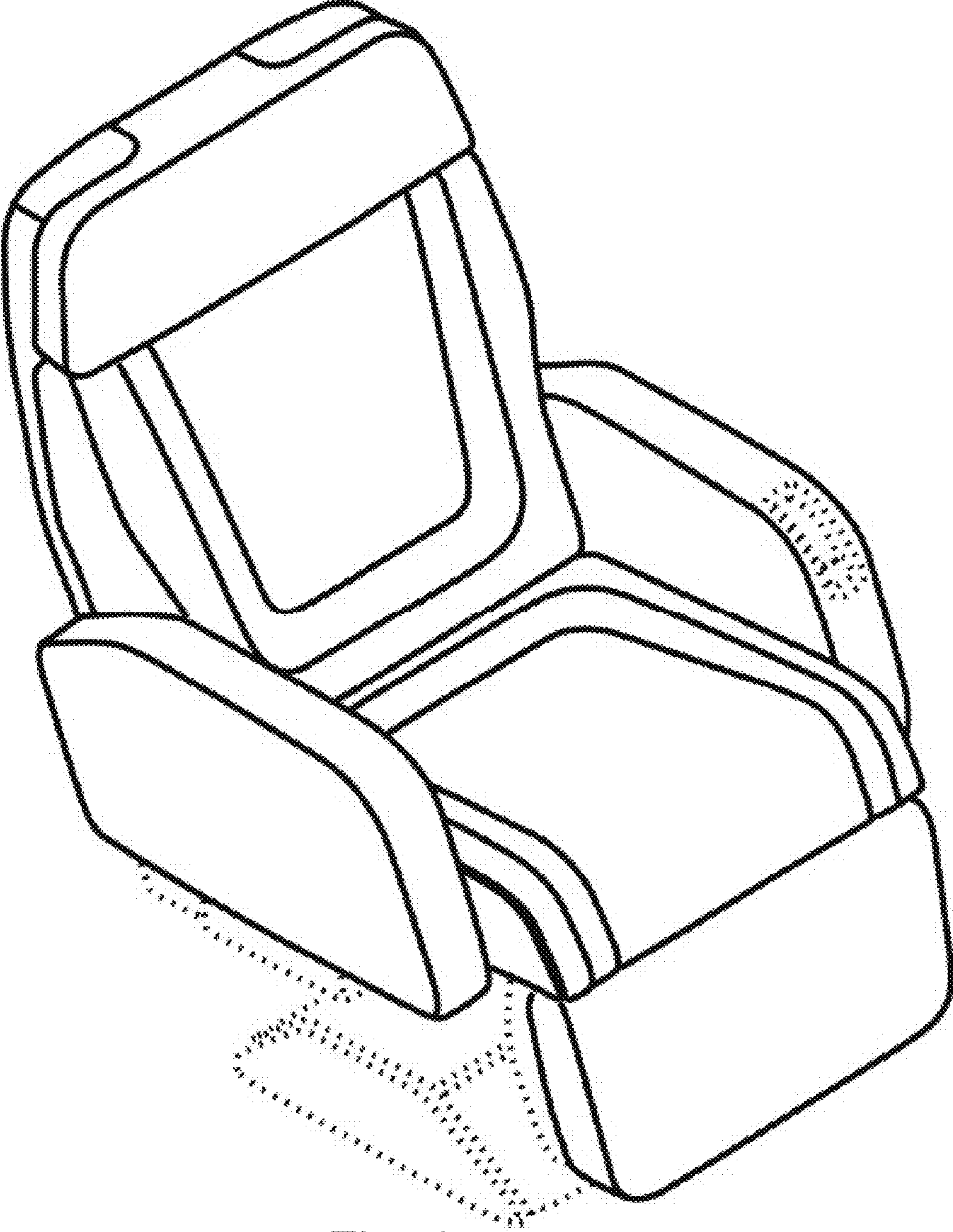


Fig. 1

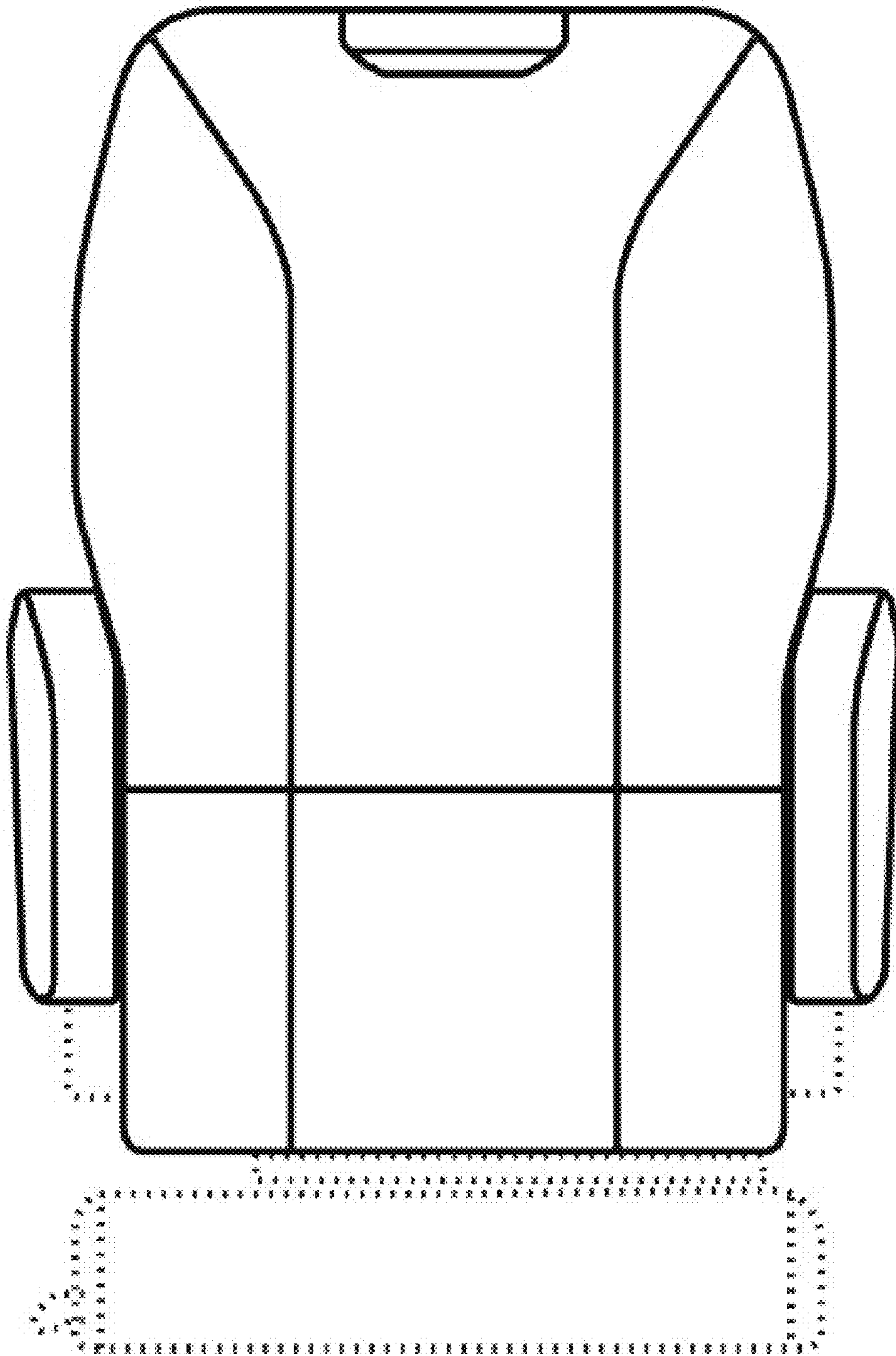


Fig. 2

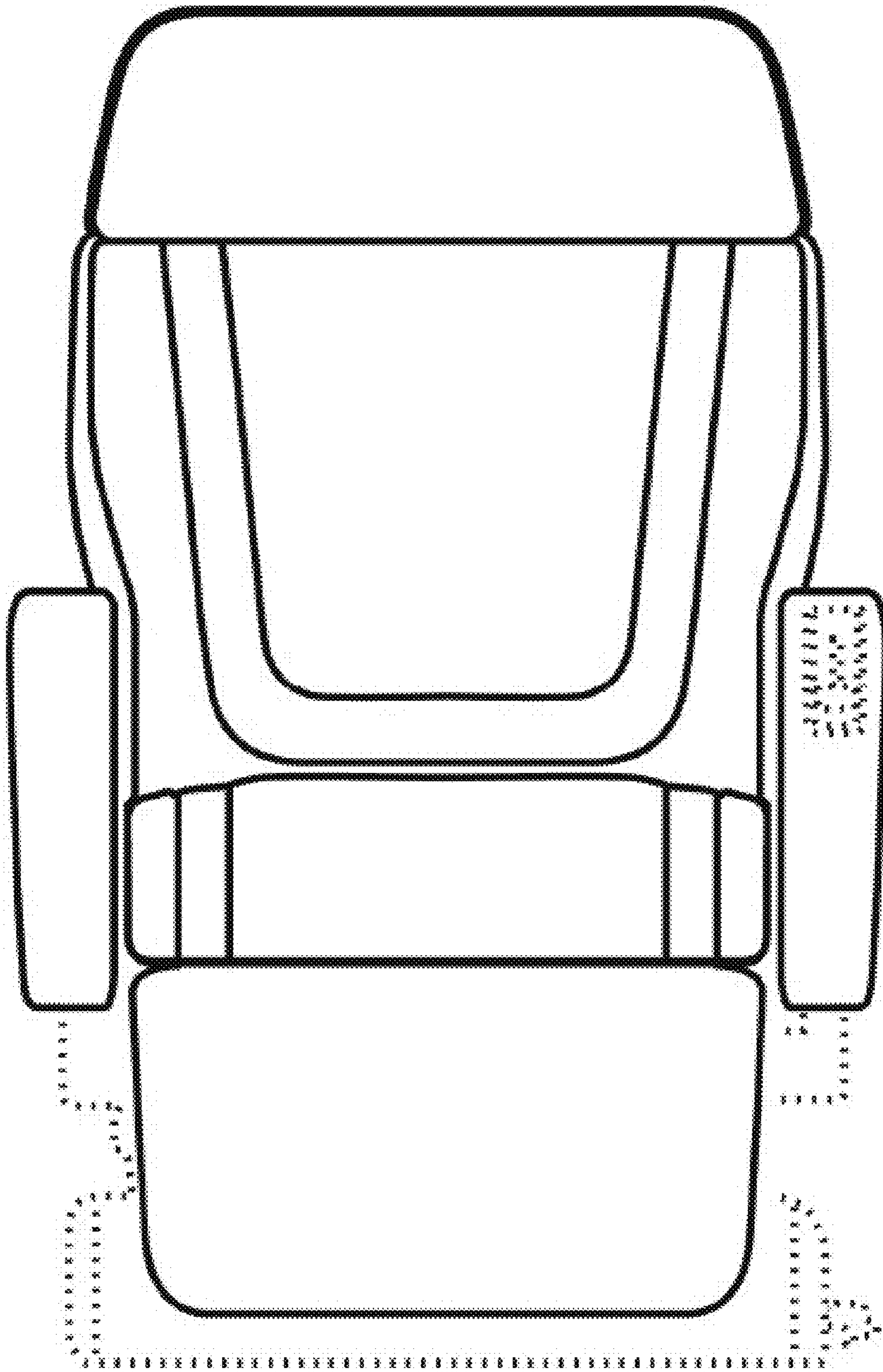


Fig. 3

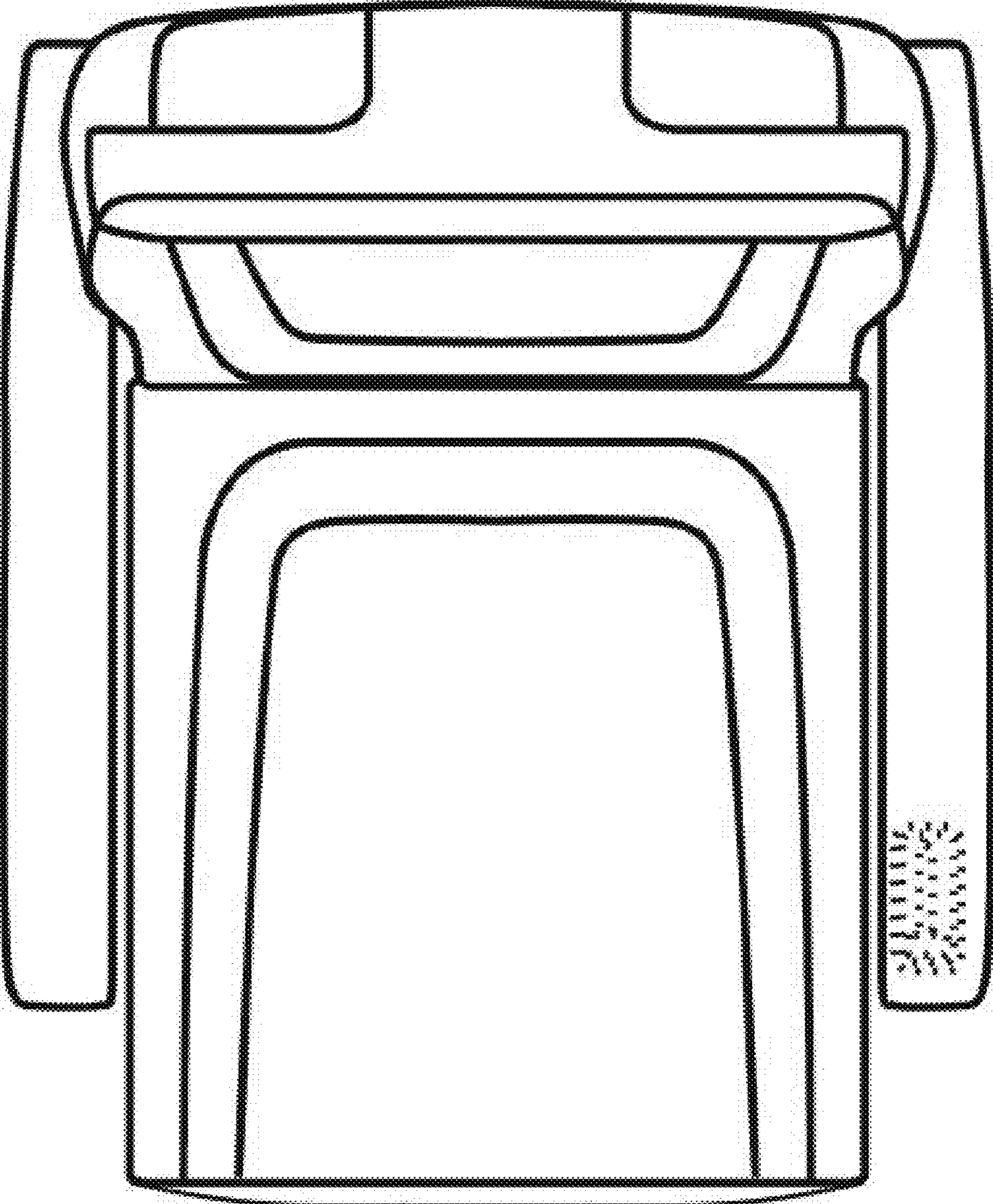


Fig. 4

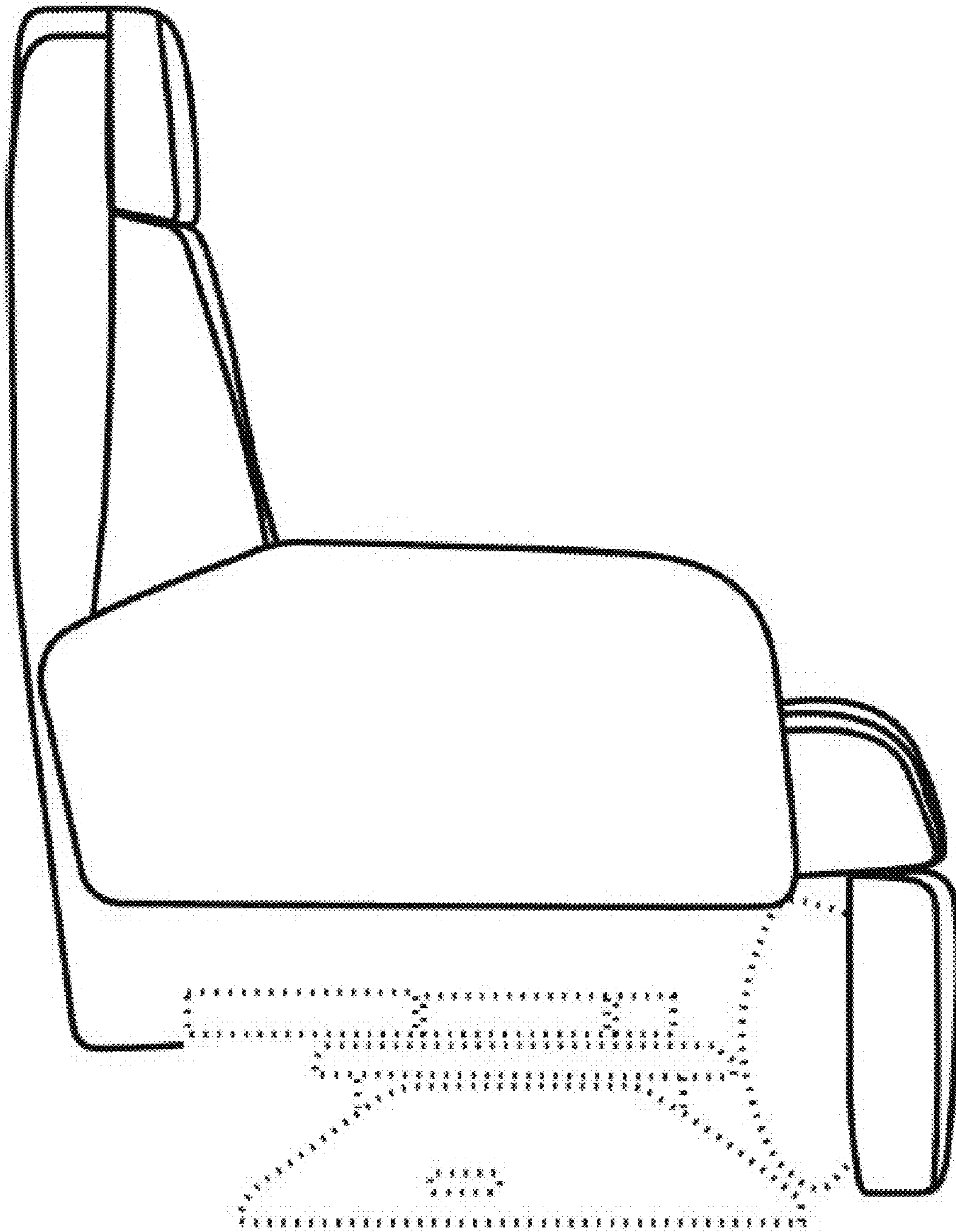


Fig. 5

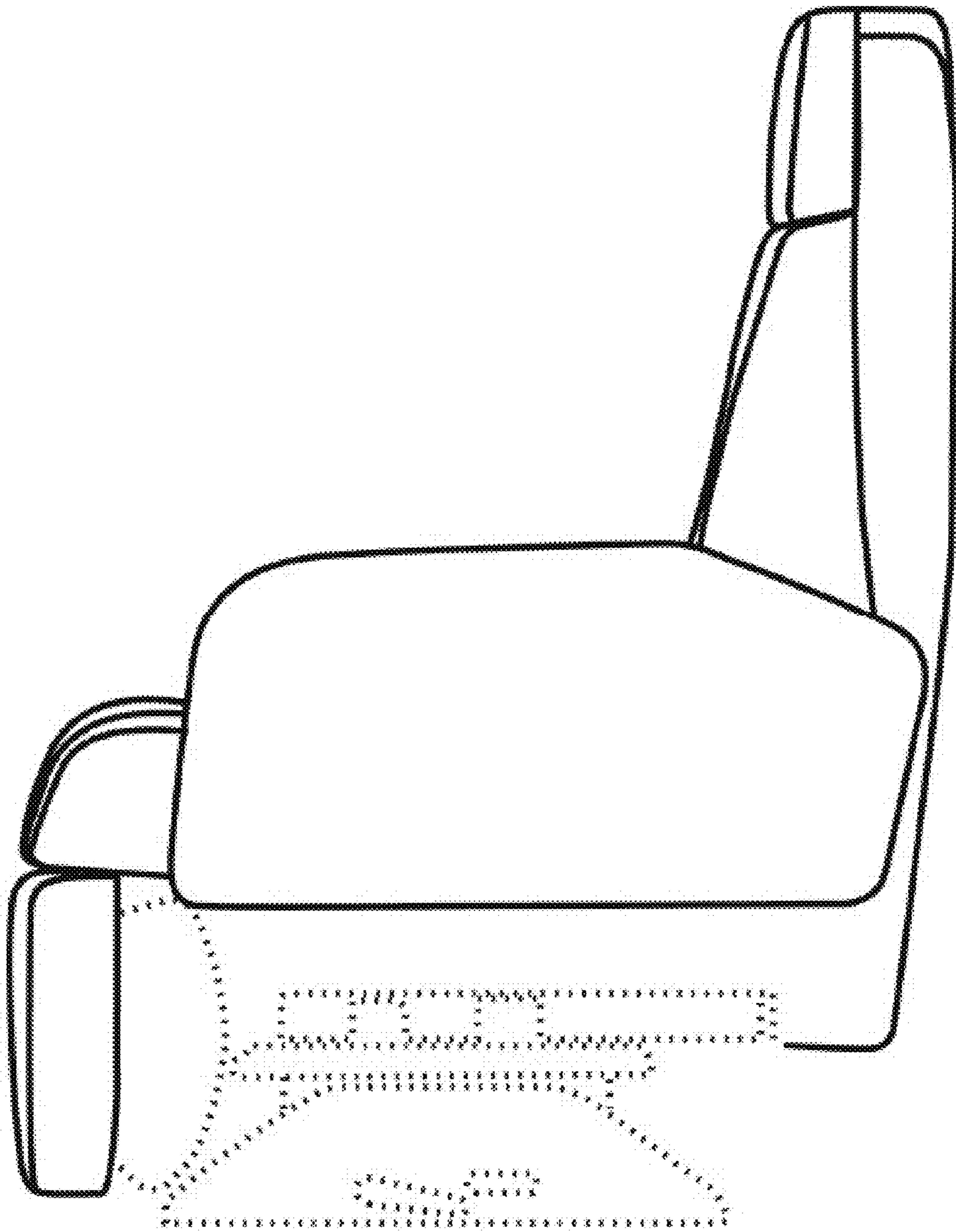


Fig. 6