

US00D830054S

(12) **United States Design Patent**
Zagorski

(10) **Patent No.:** **US D830,054 S**
(45) **Date of Patent:** **** Oct. 9, 2018**

- (54) **PHONE CARRIER**
- (71) Applicant: **Black Rapid, Inc.**, Seattle, WA (US)
- (72) Inventor: **Lilian Zagorski**, Seattle, WA (US)
- (73) Assignee: **Black Rapid, Inc.**, Seattle, WA (US)
- (**) Term: **15 Years**
- (21) Appl. No.: **29/583,282**
- (22) Filed: **Nov. 3, 2016**
- (51) **LOC (11) Cl.** **03-01**
- (52) **U.S. Cl.**
USPC **D3/218**
- (58) **Field of Classification Search**
USPC D3/215, 218, 246-247, 283, 300, 303,
D3/900; D9/707, 711; 150/131,
150/147-153; 190/102, 111; 24/3.1,
24/197; 40/1.5, 654.01, 775-776;
383/61.2, 104, 203, 210; 224/182, 197,
224/251, 930
CPC A45C 1/06; A45C 3/02; H04R 1/083
See application file for complete search history.

7,503,440 B2 * 3/2009 Gormick A45C 3/02
190/102
D709,700 S * 7/2014 Nunez D3/303
D808,170 S * 1/2018 Goldszer D3/303

* cited by examiner

Primary Examiner — Catherine R Oliver-Garcia
(74) *Attorney, Agent, or Firm* — George C. Rondeau, Jr.;
Davis Wright Tremaine LLP

(57) **CLAIM**

The ornamental design for a phone carrier, as shown and described.

DESCRIPTION

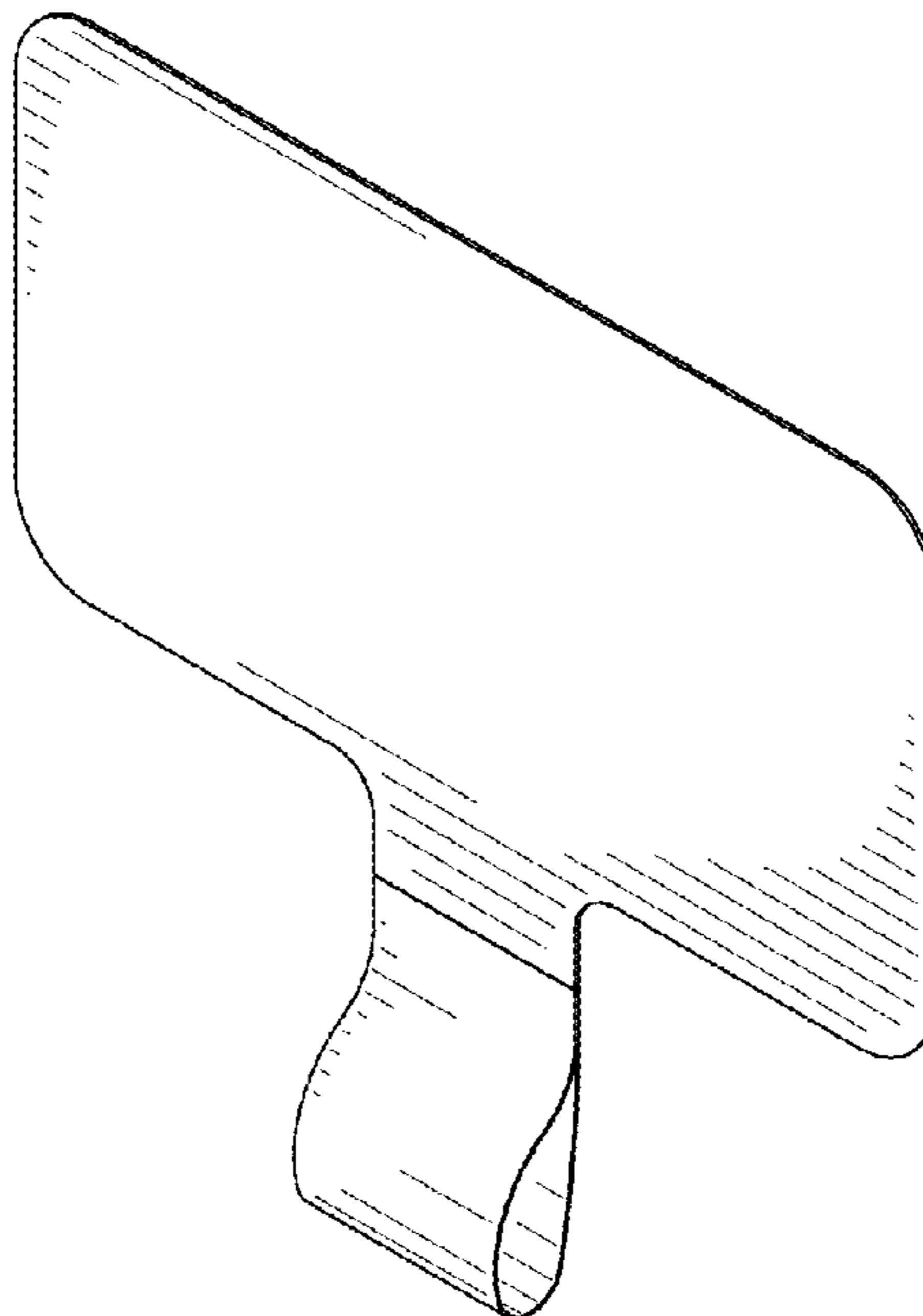
FIG. 1 is a top front perspective view of a phone carrier showing my new design.
FIG. 2 is a front elevational view thereof.
FIG. 3 is a left side elevational view thereof.
FIG. 4 is a right side elevational view thereof.
FIG. 5 is a top plan view thereof.
FIG. 6 is a rear elevational view thereof.
FIG. 7 is a bottom plan view thereof.
FIG. 8 is a top front perspective view of a second embodiment thereof.
FIG. 9 is a front elevational view thereof.
FIG. 10 is a left side elevational view thereof.
FIG. 11 is a right side elevational view thereof.
FIG. 12 is a top plan view thereof.
FIG. 13 is a rear elevational view thereof; and,
FIG. 14 is a bottom plan view thereof.
The broken lines represent portions of the phone carrier that form no part of the claim.

1 Claim, 6 Drawing Sheets

(56) **References Cited**

U.S. PATENT DOCUMENTS

- D262,586 S * 1/1982 Potter D3/246
- D363,603 S * 10/1995 Leveen D3/303
- 5,752,632 A * 5/1998 Sanderson H04R 1/083
224/182
- 6,105,298 A * 8/2000 Grayson A45C 1/06
150/147
- D570,600 S * 6/2008 Lown D3/303



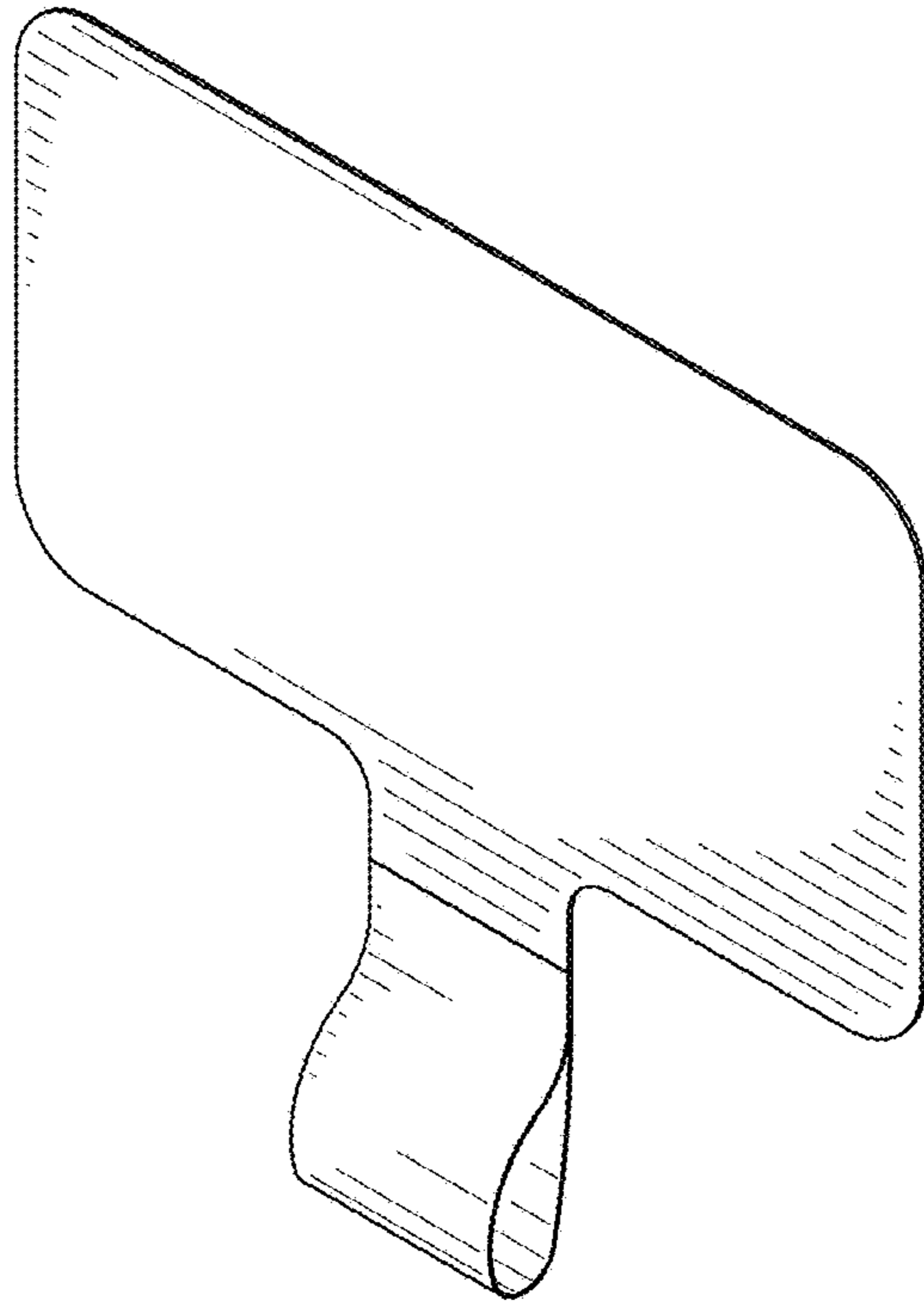


FIG. 1

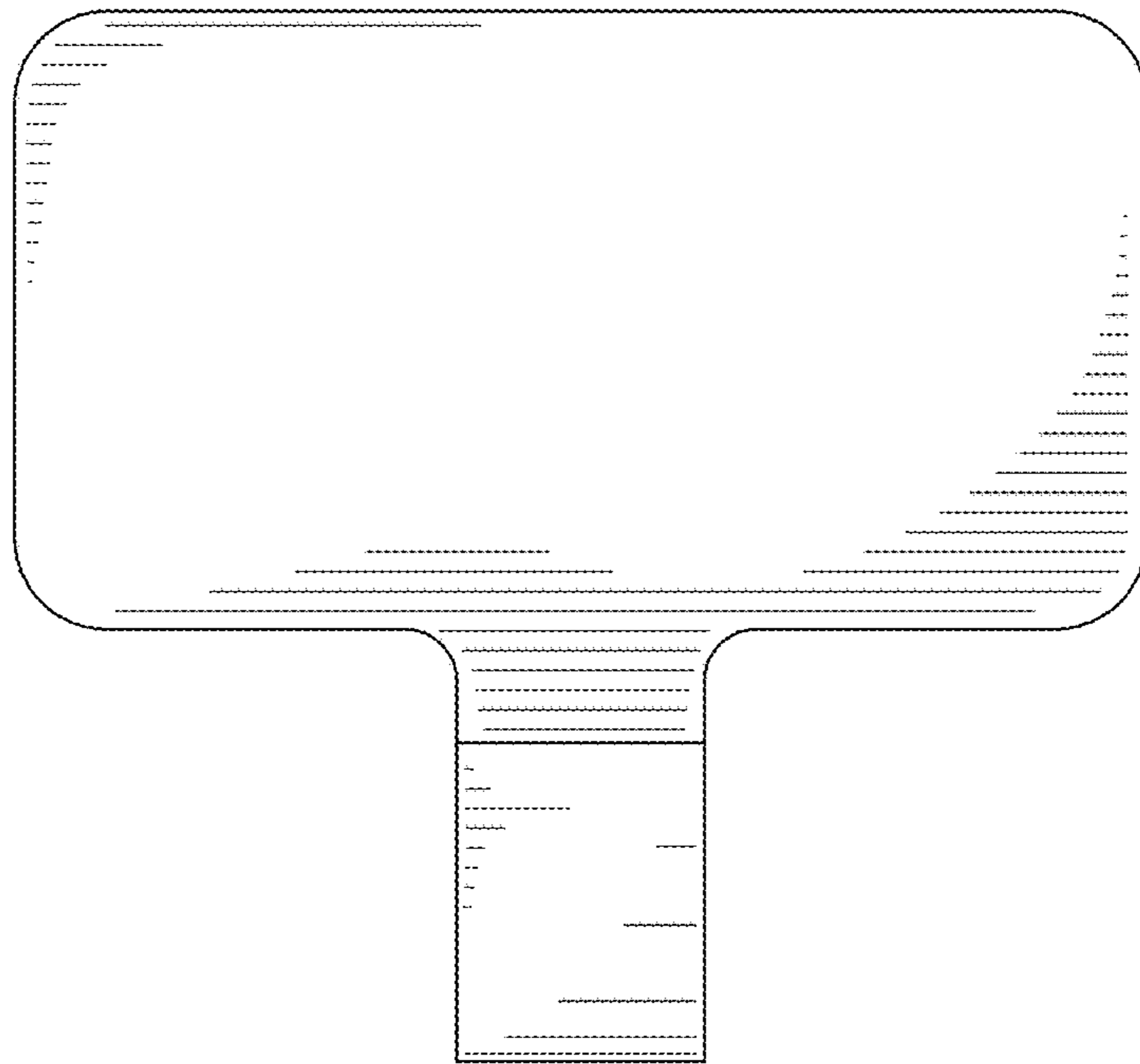


FIG. 2




FIG. 3



FIG. 4

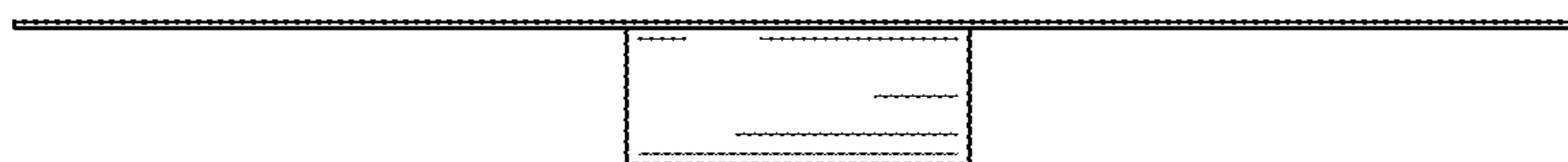


FIG. 5




FIG. 6

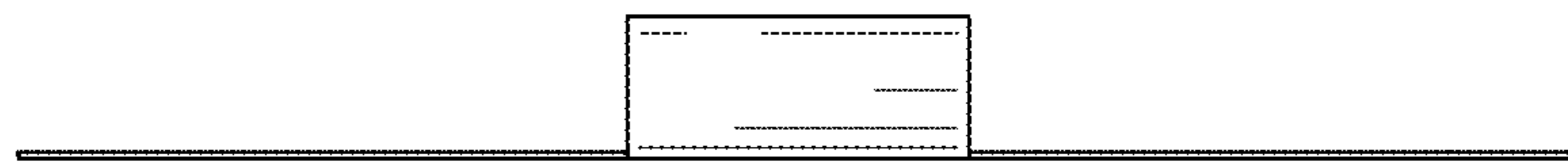


FIG. 7

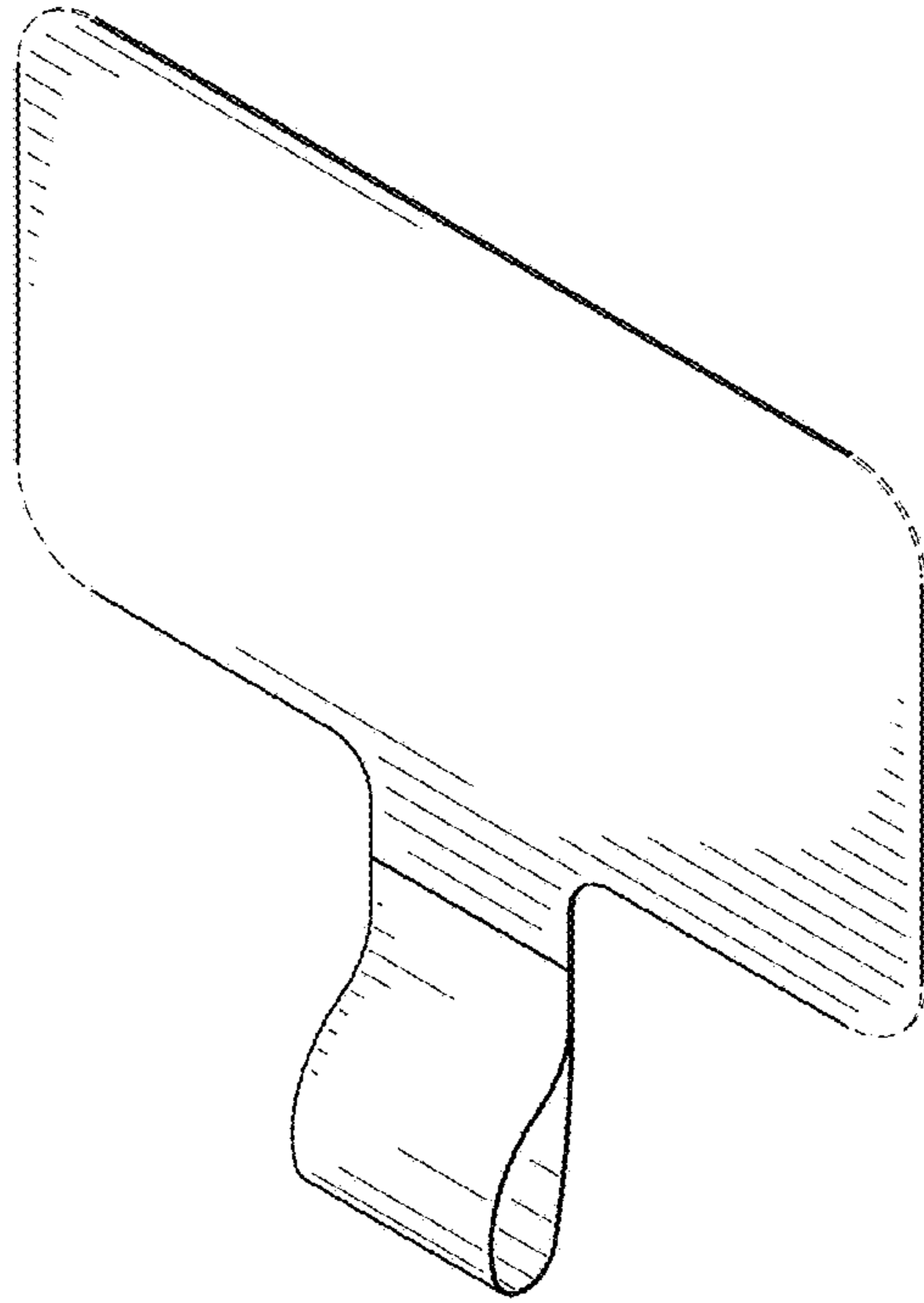


FIG. 8

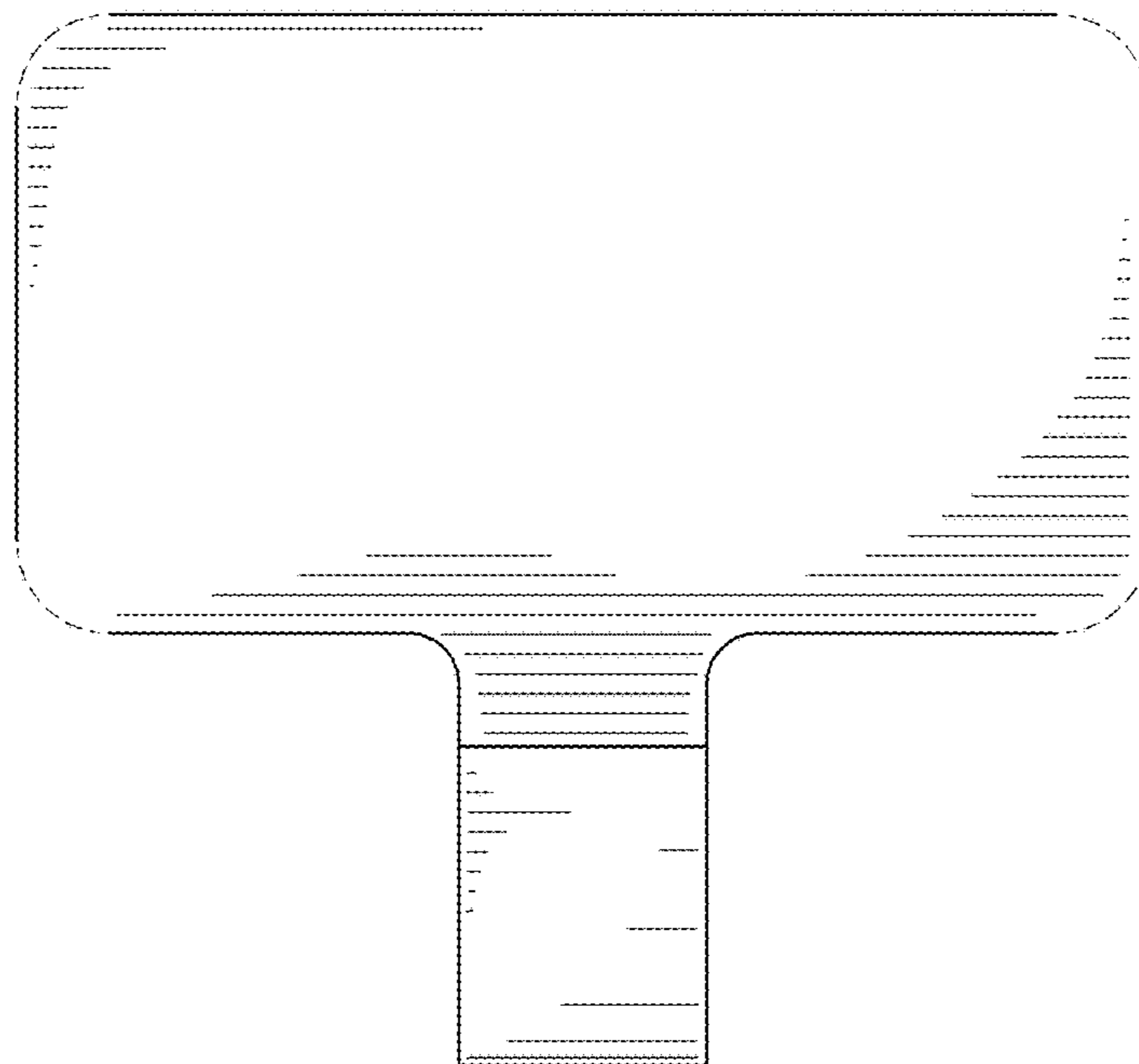


FIG. 9



FIG. 10



FIG. 11




FIG. 12

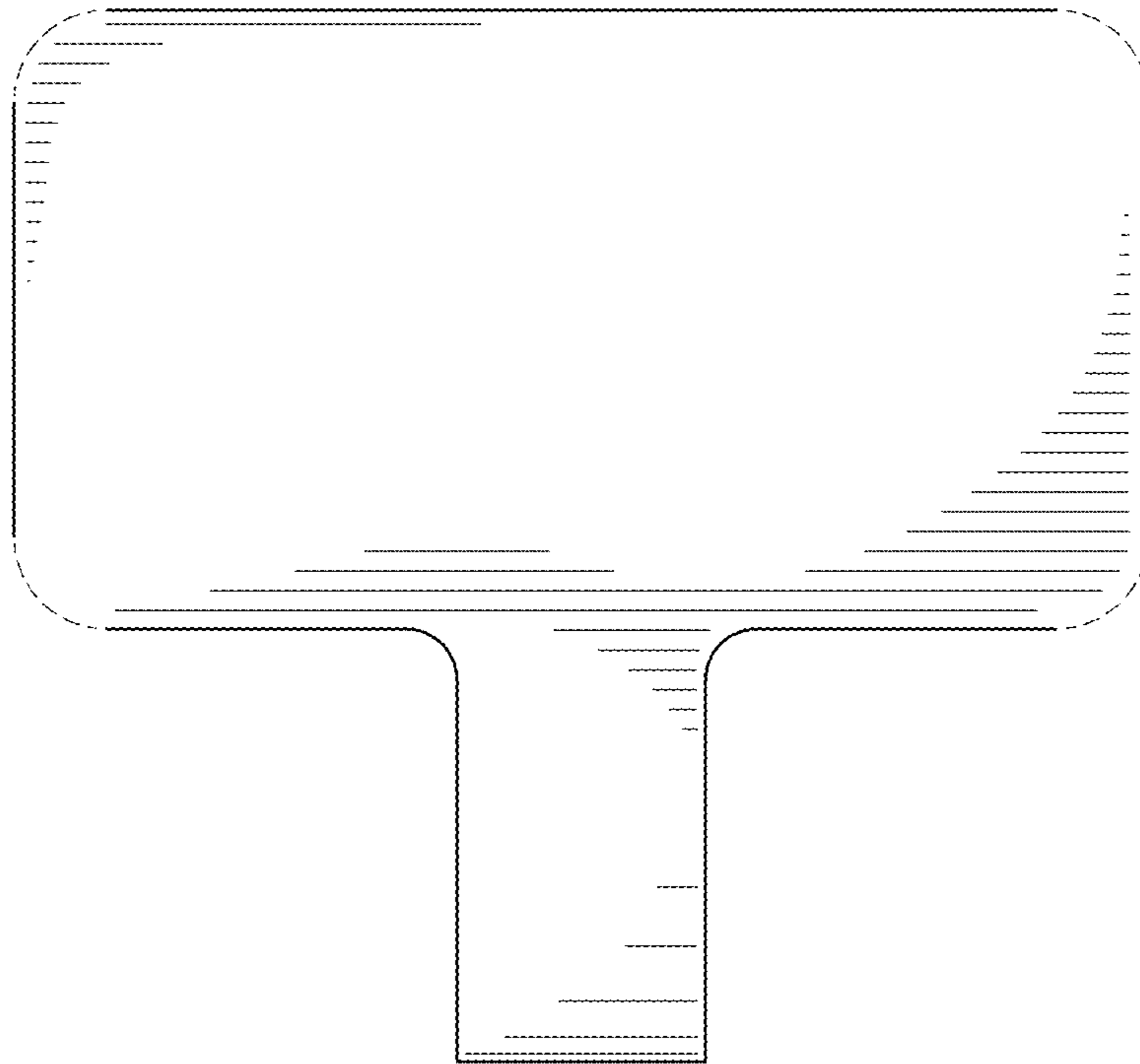


FIG.13




FIG.14