



US00D830049S

(12) **United States Design Patent** (10) **Patent No.:** **US D830,049 S**
Delao (45) **Date of Patent:** **** Oct. 9, 2018**

(54) **CONTAINER**

(71) Applicant: **Michael S. Delao**, Houston, TX (US)

(72) Inventor: **Michael S. Delao**, Houston, TX (US)

(**) Term: **15 Years**

(21) Appl. No.: **29/605,147**

(22) Filed: **May 24, 2017**

(51) **LOC (11) Cl.** **03-01**

(52) **U.S. Cl.**

USPC **D3/201; D3/315**

(58) **Field of Classification Search**

USPC D3/201, 271.1, 315; D9/414, 418, 430,
D9/431, 433, 499, 721, 737; D30/108,
D30/112, 118, 124-126; 206/397, 398,
206/223, 736, 756, 495, 349, 760, 541,
206/784; 229/162.1, 162.3, 162.7, 107,
229/122, 395, 938, 902, 409, 125.05,
229/116.1, 8, 22

See application file for complete search history.

(56) **References Cited**

U.S. PATENT DOCUMENTS

- 956,046 A * 4/1910 Davis B65D 65/22
229/162.6
- D242,901 S * 1/1977 Lohrbach D9/432
- D254,844 S * 4/1980 Cravens D9/433
- D263,814 S * 4/1982 Bechtold D11/141
- D315,186 S * 3/1991 Peterson D21/803
- 5,447,269 A * 9/1995 Fultz B65D 5/48014
229/120.21
- D371,965 S * 7/1996 Kinni D9/432
- D373,552 S * 9/1996 Lownsbury D11/121
- D388,522 S * 12/1997 Pietrantonio D26/9
- D457,057 S * 5/2002 Vigneri D9/721
- D467,798 S * 12/2002 Cohon D9/418

- D511,027 S * 10/2005 Mueller D30/108
- D551,070 S * 9/2007 Wallwork D9/414
- 7,591,496 B1 * 9/2009 De Beck A45C 7/0054
294/152

(Continued)

OTHER PUBLICATIONS

Best Pet Supplies Modern Triangular Tent Bed, available Jan. 13, 2017, [online], [site visited Mar. 31, 2018]. Available from internet, <URL: https://www.chewy.com/best-pet-supplies-modern-triangular/dp/134567?utm_source=google-product&utm_medium=cpc&utm_campaign=hg&utm (Year: 2017).*

(Continued)

Primary Examiner — Cathron C Brooks

Assistant Examiner — W. A. Teddy Falloway

(74) *Attorney, Agent, or Firm* — Egbert Law Offices, PLLC

(57) **CLAIM**

The ornamental design for a container, as shown and described.

DESCRIPTION

FIG. 1 is a perspective view of the container showing my design.

FIG. 2 is a front view thereof, a rear view being identical;

FIG. 3 is a top view thereof;

FIG. 4 is a side view thereof, an opposite side view being identical;

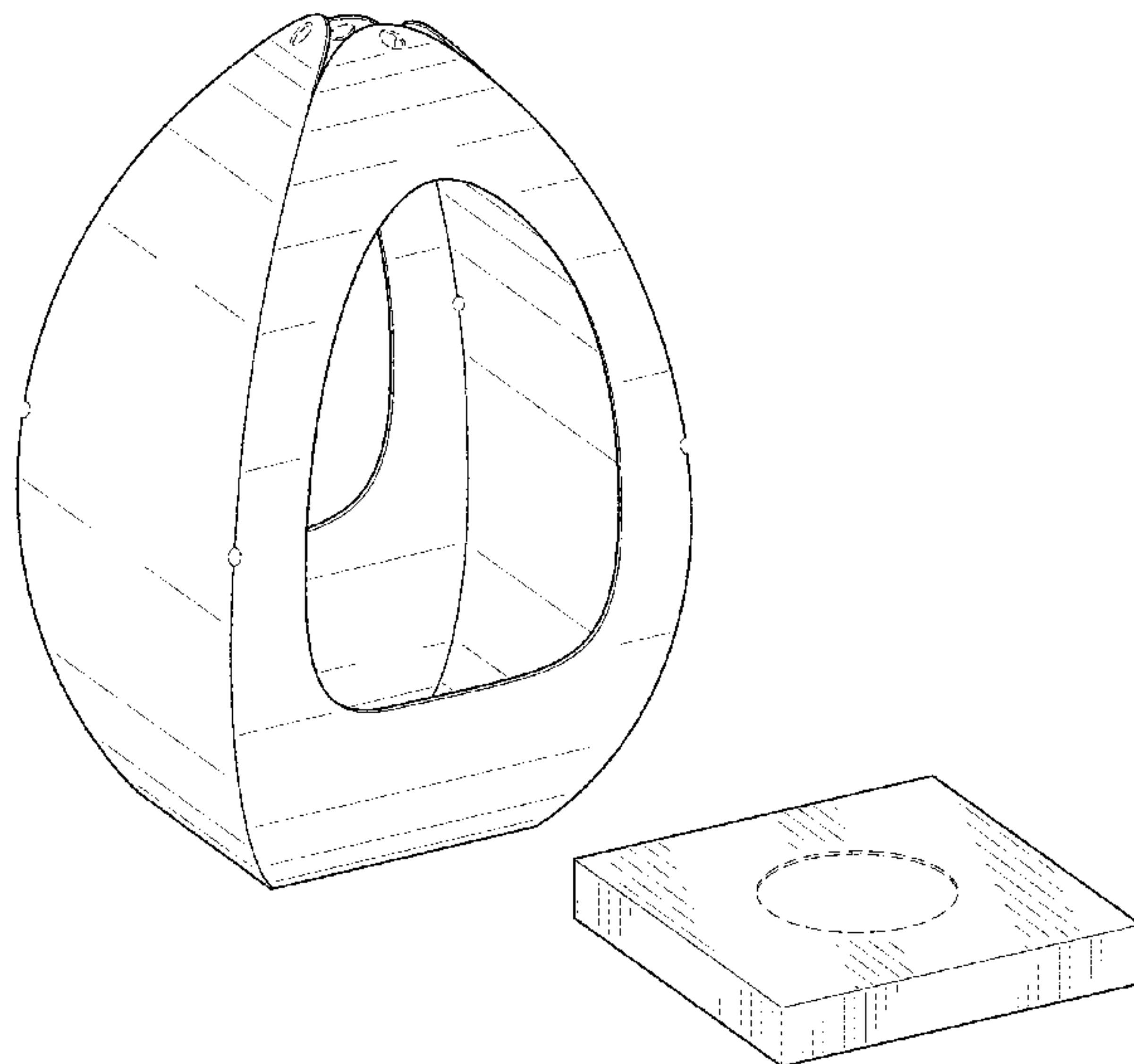
FIG. 5 is a bottom view thereof; and,

FIG. 6 is an exploded view showing a candy box element of the container removed from the interior of the container.

The sides of the candy box element not shown are identical to the sides shown in FIG. 6.

The dash-dash broken lines illustrate portions of the container. The dash-dot broken lines represent the bounds of the claim. The broken lines form no part of the claimed design.

1 Claim, 4 Drawing Sheets



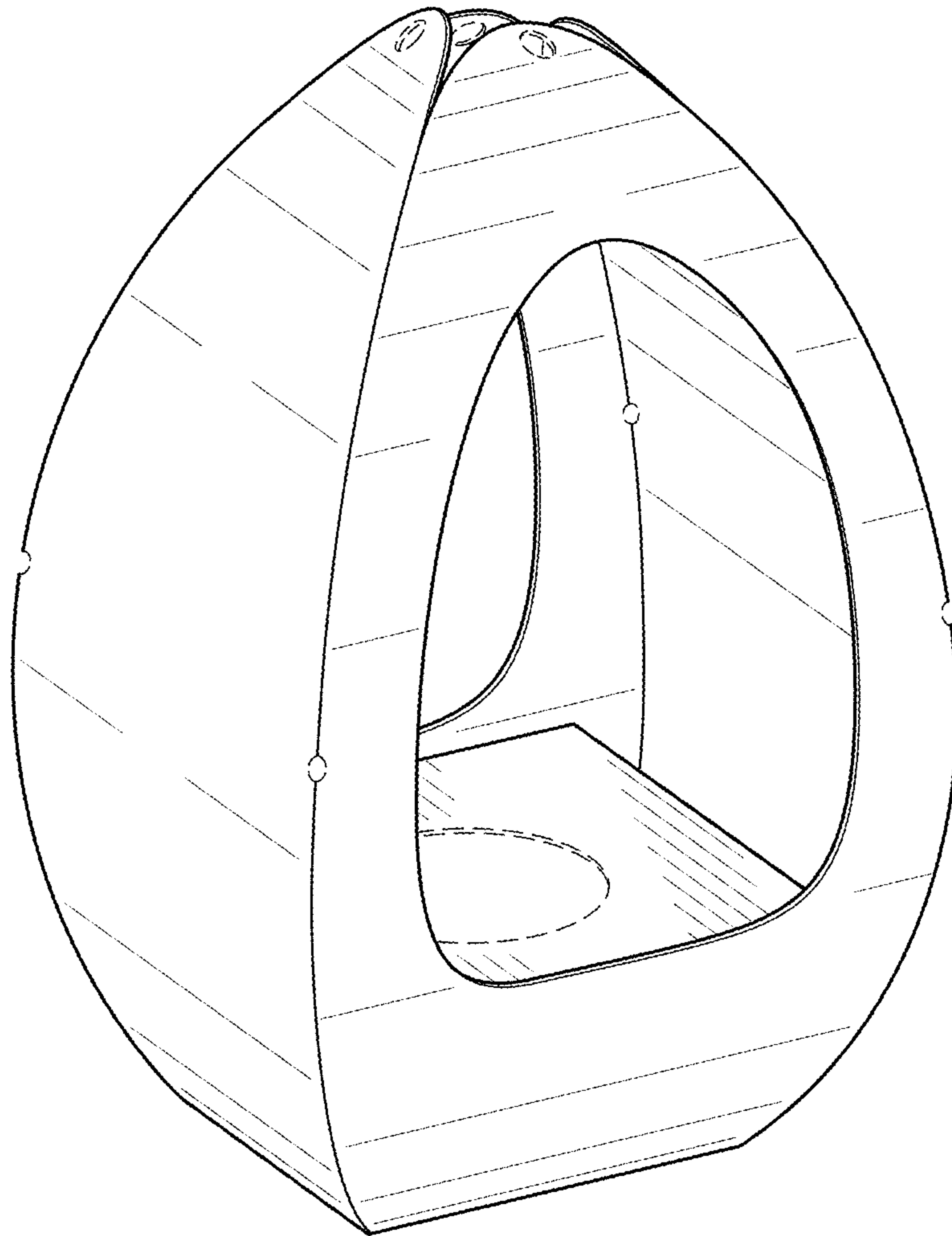


FIG. 1

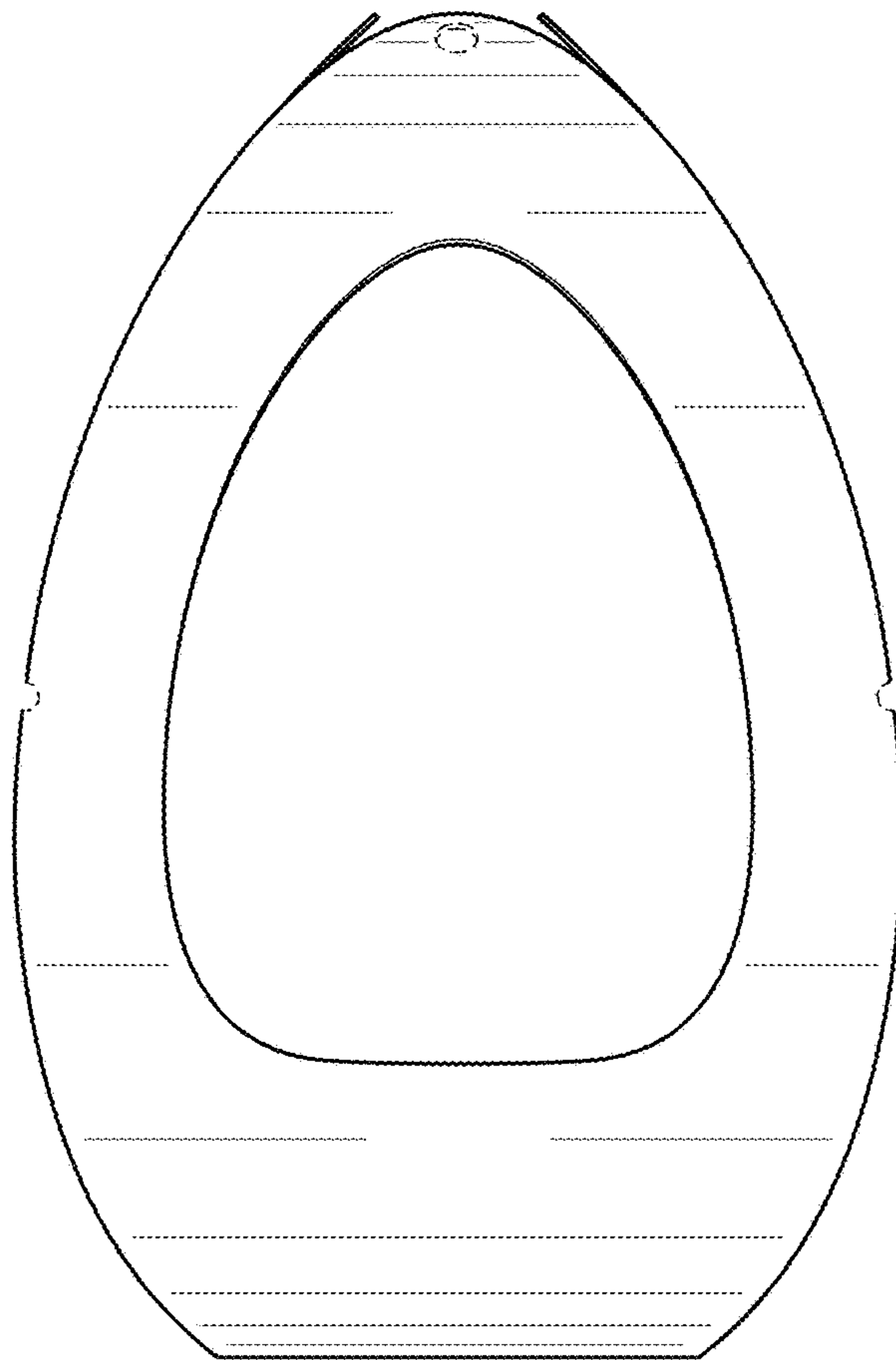


FIG. 2

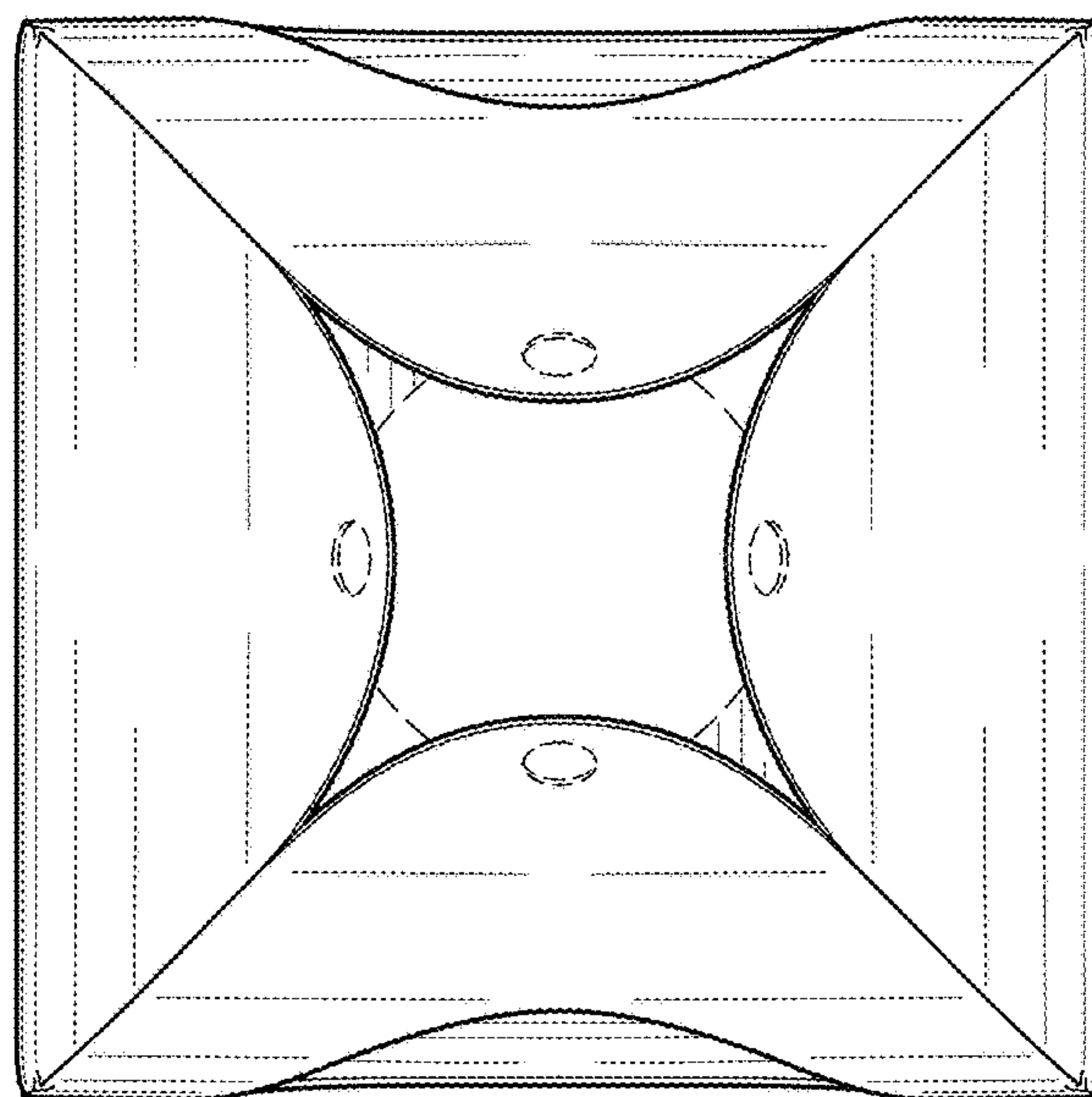


FIG. 3

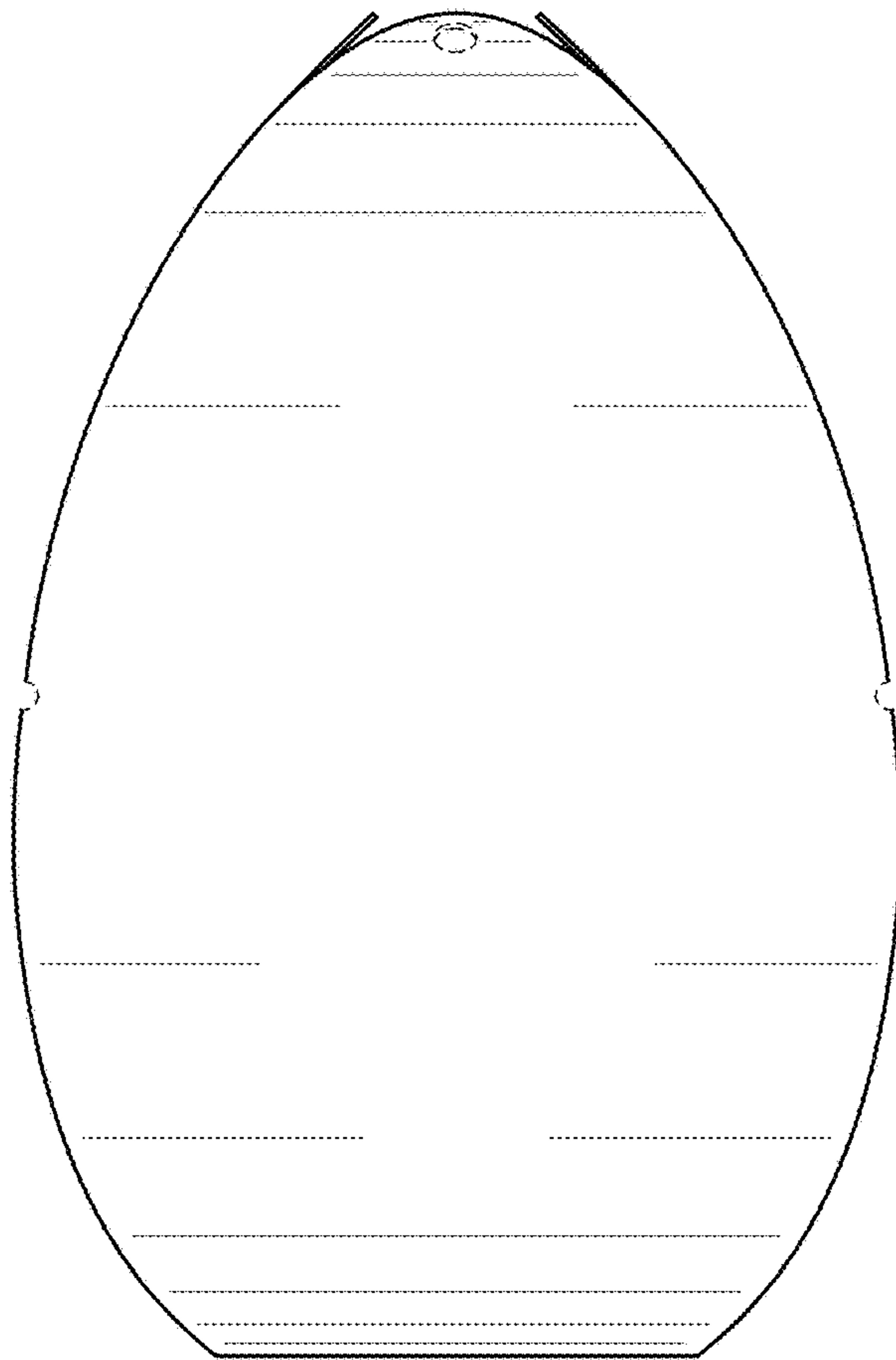


FIG. 4

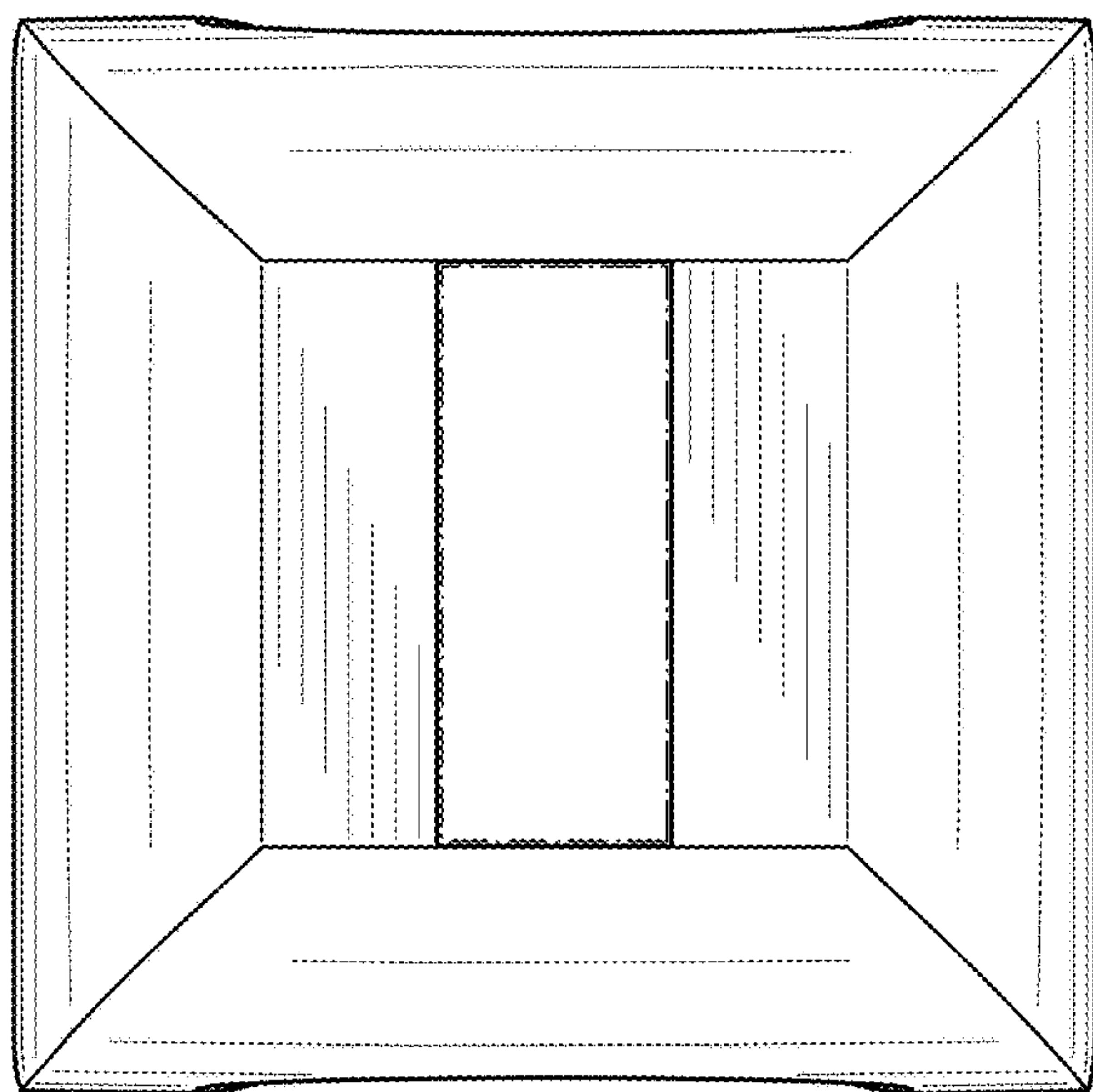


FIG. 5

