



US00D830041S

(12) **United States Design Patent**
Wonsey

(10) **Patent No.:** **US D830,041 S**

(45) **Date of Patent:** **** Oct. 9, 2018**

(54) **HEAD WRAP**

(71) Applicant: **Patricia Wonsey**, Orlando, FL (US)

(72) Inventor: **Patricia Wonsey**, Orlando, FL (US)

(**) Term: **15 Years**

(21) Appl. No.: **29/605,375**

(22) Filed: **May 25, 2017**

(51) **LOC (11) Cl.** **02-03**

(52) **U.S. Cl.**

USPC **D2/877**

(58) **Field of Classification Search**

USPC D2/500, 508, 600, 865, 866, 867, 868,
D2/869, 870, 871, 872, 873, 874, 875,
D2/876, 877, 878, 879, 880, 881, 882,
D2/883, 884, 885, 886, 887, 888, 889,
D2/890, 891, 892, 893, 894, 895

CPC A41D 20/00; A41D 23/00; A42B 1/00;
A42B 1/006; A42B 1/04; A42B 1/041;
A42B 1/045; A42B 1/069; A42B 1/08;
A42B 1/12; A42B 1/22; A42B 3/00;
A42C 5/02

See application file for complete search history.

(56) **References Cited**

U.S. PATENT DOCUMENTS

D133,145 S *	7/1942	Ida	D2/880
D249,198 S *	9/1978	Schulman	D2/877
D573,714 S *	7/2008	Bybee	D24/190
D579,634 S *	11/2008	Martone	D2/823
D596,382 S *	7/2009	Dolby	D2/877
D663,432 S *	7/2012	Nichols	D24/189
D688,850 S *	9/2013	Parker	D2/500
D696,784 S *	12/2013	Ibrahim	D24/190

D735,446 S *	8/2015	Daws	D2/823
D756,073 S *	5/2016	Mahoney	D2/877
D787,690 S *	5/2017	Mackay	D24/189
D801,539 S *	10/2017	Deitch	D24/189
D813,403 S *	3/2018	Hylton	D24/190

OTHER PUBLICATIONS

Wonsii—Photo published on FaceBook.com, [on-line]; [photo published to the Internet on Dec. 30, 2017]; [retrieved from the Internet on May 21, 2018]; URL:https://www.facebook.com/wonsiiwraps/photos/a.1792516740988950.1073741828.1758349691072322/1971047123135910/?type=3&theater. (1 pg). (Year: 2017).*

* cited by examiner

Primary Examiner — Karen S Acker

Assistant Examiner — Jasmine Mlinarcik

(57) **CLAIM**

The ornamental design for a head wrap, as shown and described.

DESCRIPTION

FIG. 1 is a top right perspective view of a head wrap showing our new design;

FIG. 2 is a top left perspective view thereof;

FIG. 3 is a bottom left perspective view thereof;

FIG. 4 is a front view thereof;

FIG. 5 is a back view thereof;

FIG. 6 is a top view thereof;


FIG. 7 is a bottom view thereof;

FIG. 8 is a left view thereof; and,

FIG. 9 is a right view thereof.

The broken lines illustrate portions of the head wrap that form no part of the claimed design.

1 Claim, 9 Drawing Sheets






FIG. 1




FIG. 2




FIG. 3




FIG. 4




FIG. 5

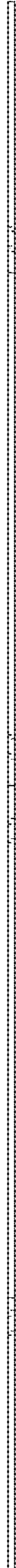


FIG. 6



FIG. 7




FIG. 8

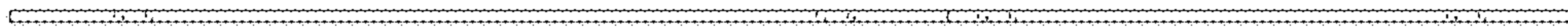


FIG. 9