



US00D829987S

(12) **United States Design Patent**  
**Park**

(10) **Patent No.:** **US D829,987 S**

(45) **Date of Patent:** **\*\* Oct. 2, 2018**

(54) **COMB**  
(71) Applicant: **PARK WAY Co., Ltd.**, Tokyo (JP)  
(72) Inventor: **Young-soo Park**, Tokyo (JP)  
(73) Assignee: **PARK WAY Co., Ltd.**, Tokyo (JP)  
(\*\*) Term: **15 Years**  
(21) Appl. No.: **29/593,253**  
(22) Filed: **Feb. 7, 2017**

6,502,314 B1 \* 1/2003 McCatty ..... B25G 1/102  
16/430  
D574,110 S \* 7/2008 Griffith ..... D28/21  
D593,710 S \* 6/2009 Wise ..... D28/21  
D650,127 S \* 12/2011 Jude ..... D28/30  
8,342,188 B2 \* 1/2013 Pabari ..... A45D 24/30  
132/126  
D703,867 S 4/2014 Srivastava  
D713,992 S \* 9/2014 Lolani ..... A45D 24/22  
D28/30  
D782,111 S \* 3/2017 Litwinski ..... D28/21  
D796,744 S \* 9/2017 Burton ..... D28/30  
D796,745 S \* 9/2017 Burton ..... D28/30

\* cited by examiner

(30) **Foreign Application Priority Data**

Aug. 8, 2016 (JP) ..... 2016-016988

(51) **LOC (11) Cl.** ..... **28-03**

(52) **U.S. Cl.**  
USPC ..... **D28/21**

(58) **Field of Classification Search**  
USPC ..... D28/21, 22, 25, 27, 30, 31, 34, 10;  
D8/313, 300, 303, 309; D30/159;  
132/219, 212, 146, 149, 159;  
30/340-344, 136, 134  
CPC ..... A45D 24/02; A45D 24/12; A45D 24/34;  
A45D 24/00; B26D 5/00  
See application file for complete search history.

(56) **References Cited**

**U.S. PATENT DOCUMENTS**

5,461,785 A \* 10/1995 Sol Na ..... B25F 1/00  
30/138  
5,636,646 A \* 6/1997 Zito ..... A45D 24/30  
132/149  
D459,546 S \* 6/2002 Meyer ..... D28/30

*Primary Examiner* — Susan Bennett Hattan  
*Assistant Examiner* — Rebecca Tsehaye  
(74) *Attorney, Agent, or Firm* — Alleman Hall Creasman  
& Tuttle LLP

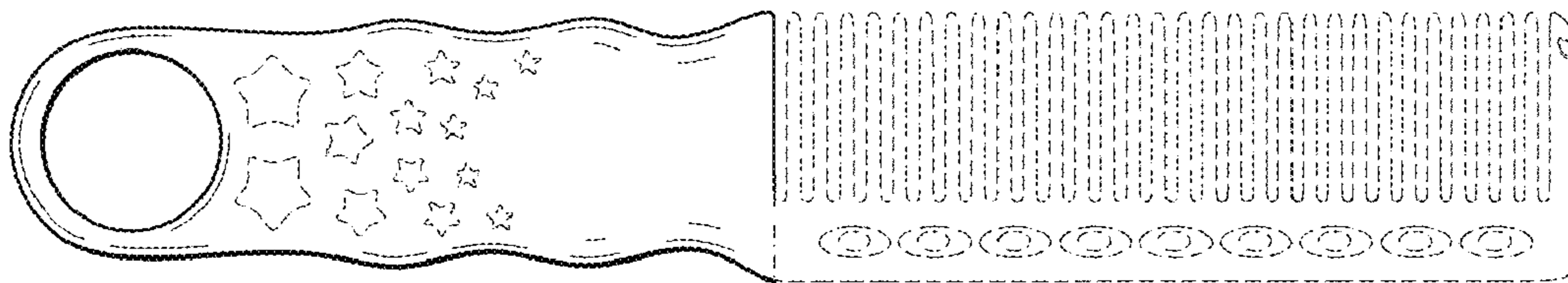
(57) **CLAIM**

The ornamental design for a comb, as shown and described.

**DESCRIPTION**

FIG. 1 is a left side view of a comb showing my new design.  
FIG. 2 is a right side view of the comb of FIG. 1.  
FIG. 3 is a back view of the comb of FIG. 1.  
FIG. 4 is a front view of the comb of FIG. 1.  
FIG. 5 is a top view of the comb of FIG. 1.  
FIG. 6 is a bottom view of the comb of FIG. 1; and,  
FIG. 7 is a top perspective view of the comb of FIG. 1.  
The broken lines illustrating portions of the comb form no part of the claimed design. The long dash-dot lines in the figures represent an unclaimed boundary line and form no part of the claimed design.

**1 Claim, 3 Drawing Sheets**






FIG. 1

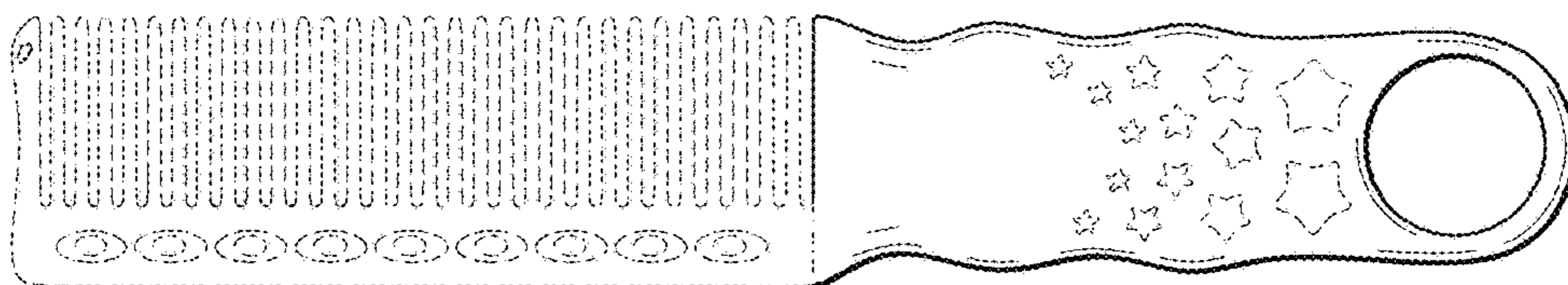

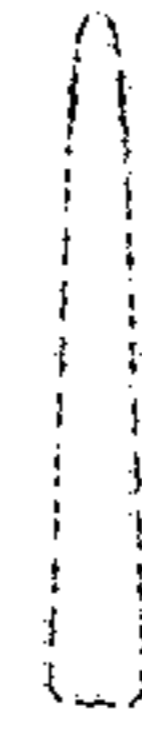


FIG. 2



*FIG. 3*



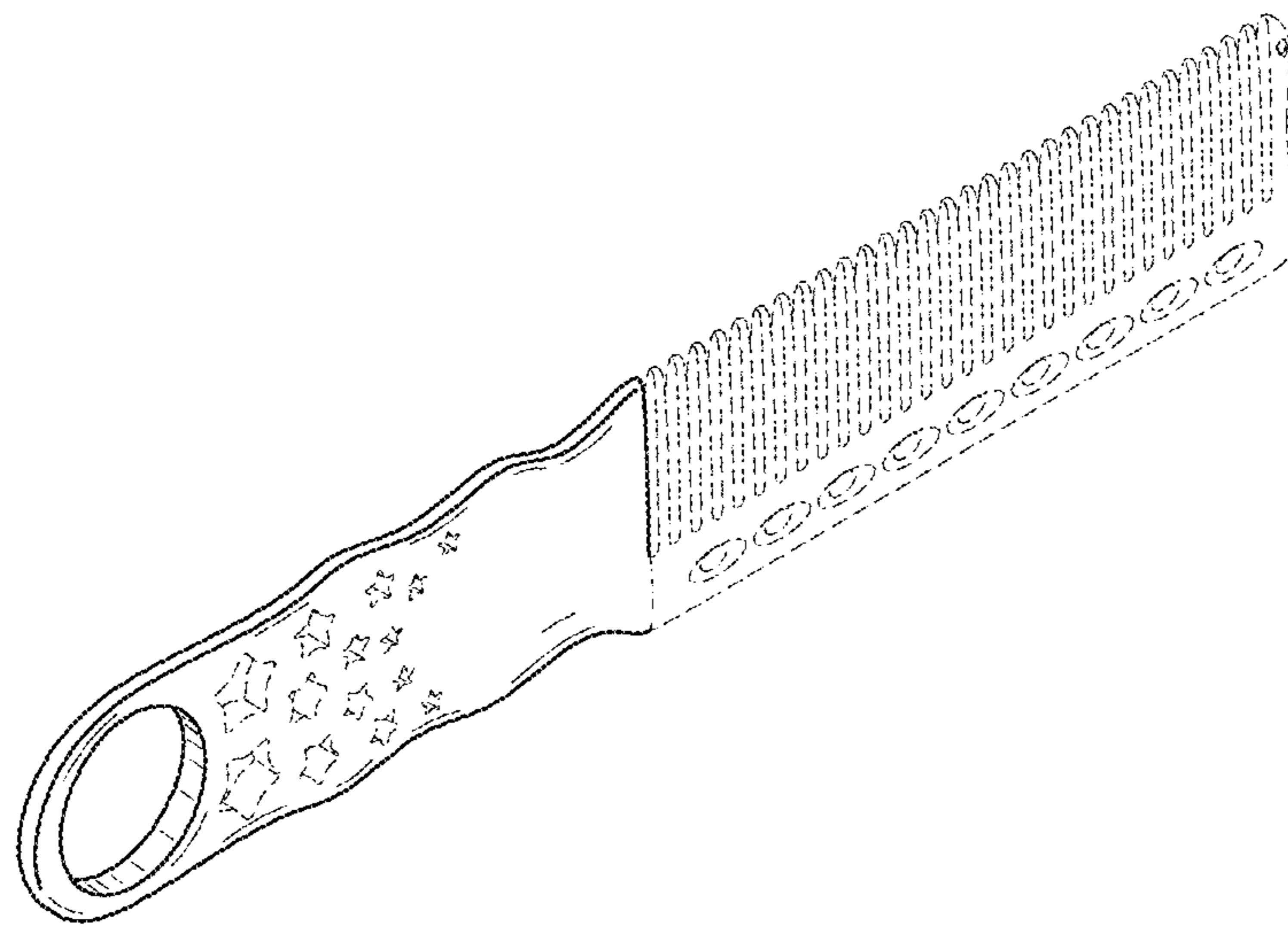
*FIG. 4*



*FIG. 5*



*FIG. 6*



*FIG. 7*