



US00D829971S

(12) **United States Design Patent**
Sonneman

(10) **Patent No.:** **US D829,971 S**
(45) **Date of Patent:** **** Oct. 2, 2018**

- (54) **LIGHT FIXTURE**
- (71) Applicant: **Contemporary Visions, LLC**,
Larchmont, NY (US)
- (72) Inventor: **Robert A. Sonneman**, Mamaroneck,
NY (US)
- (73) Assignee: **CONTEMPORARY VISIONS, LLC**,
Larchmont, NY (US)

D626,267 S *	10/2010	Ng	D26/76
D645,194 S *	9/2011	Budike, Jr.	D26/76
D647,246 S *	10/2011	Chadwick	D26/138
D650,509 S *	12/2011	Wegger	D26/90
D695,440 S *	12/2013	Kim	D26/72
D732,225 S *	6/2015	Grandsart	D26/75
D747,539 S *	1/2016	Santoro	D26/120
D775,408 S *	12/2016	Huyghe	D26/138
D799,107 S *	10/2017	Sonneman	D26/138
D801,570 S *	10/2017	Grandsart	D26/76
D813,443 S *	3/2018	Matteson	D26/138
D822,269 S *	7/2018	Oquendo, Jr.	D26/155
D822,872 S *	7/2018	Frederiksen	D26/76

(**) Term: **15 Years**

* cited by examiner

- (21) Appl. No.: **29/630,533**
- (22) Filed: **Dec. 21, 2017**
- (51) **LOC (11) Cl.** **26-05**
- (52) **U.S. Cl.**
USPC **D26/138**
- (58) **Field of Classification Search**
USPC D26/76, 78, 79, 80, 81, 82, 83, 85, 86,
D26/88, 90, 93, 111, 113, 118, 119, 120,
D26/121, 122, 138, 139, 140, 141, 142,
D26/152
CPC F21S 2/00; F21S 4/00; F21S 4/003; F21S
4/005; F21S 4/006; F21S 4/007; F21S
4/008; F21S 6/00; F21S 8/00; F21S
8/024; F21S 8/026; F21S 8/031; F21S
8/033; F21S 8/035-8/037; F21S 8/04;
F21S 8/043; F21S 8/063
See application file for complete search history.

Primary Examiner — George D. Kirschbaum
Assistant Examiner — Natasha Vujcic
 (74) *Attorney, Agent, or Firm* — Gottlieb, Rackman & Reisman, P.C.

(57) **CLAIM**

The ornamental design for a light fixture, as shown and described.

DESCRIPTION

FIG. 1 is a perspective view of a light fixture showing my new design;
 FIG. 2 is a front elevational view thereof;
 FIG. 3 is a rear elevational view thereof;
 FIG. 4 is a right side elevational view thereof;
 FIG. 5 is a left side elevational view thereof;
 FIG. 6 is a top plan view thereof; and,
 FIG. 7 is a bottom plan view thereof.

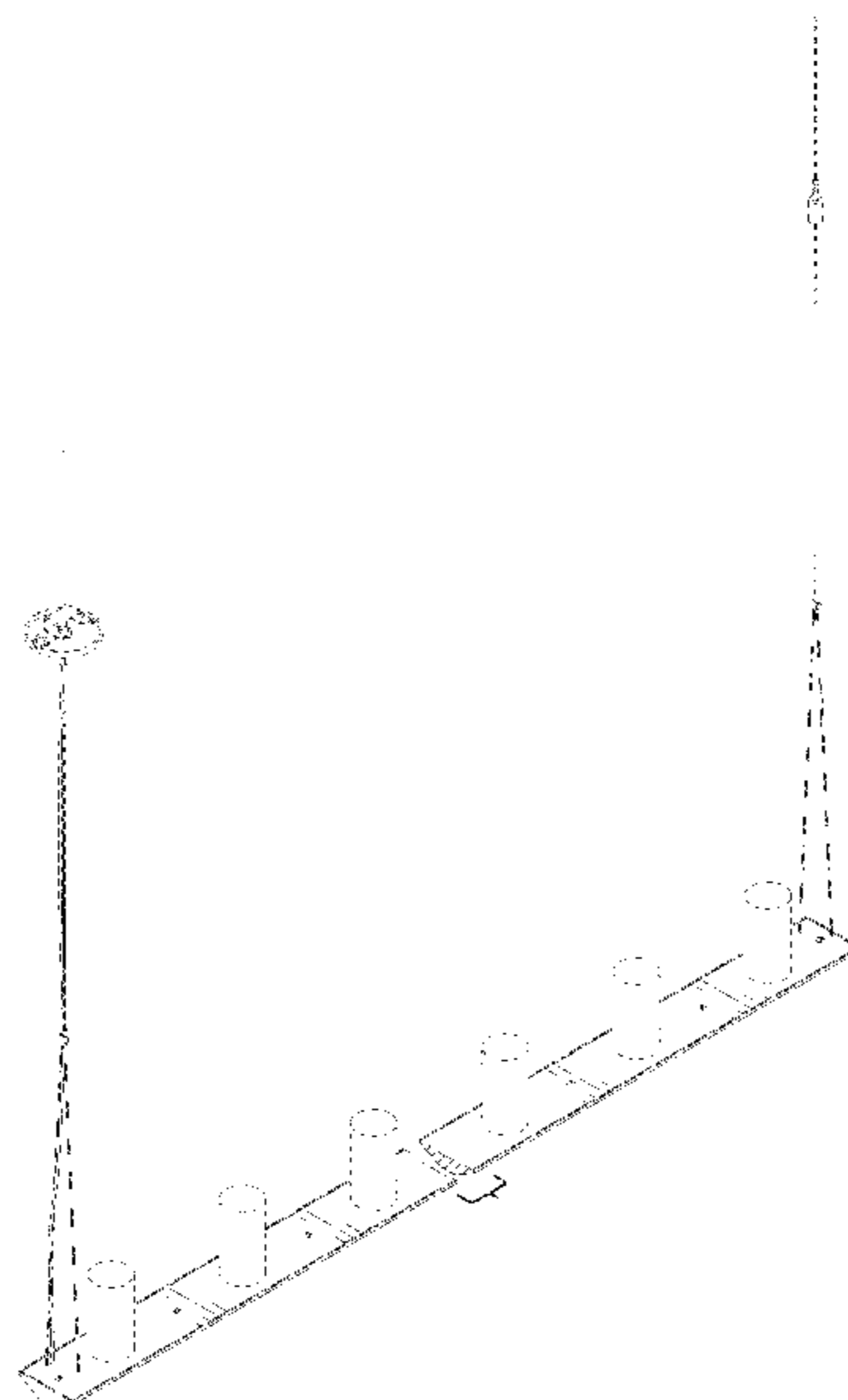
The broken lines shown in the drawings are included for the purpose of illustrating portions of the light fixture that form no part of the claimed design.

The break lines in the drawings indicate that the appearance of any portion of the light fixture between the break lines forms no part of the claimed design.

1 Claim, 5 Drawing Sheets

(56) **References Cited**
 U.S. PATENT DOCUMENTS

D418,936 S *	1/2000	Dunning	D26/3
D521,675 S *	5/2006	Chen	D26/76
D537,187 S *	2/2007	Lucatello	D26/84
D580,087 S *	11/2008	Couture	D26/76
D624,229 S *	9/2010	Adolph	D26/76



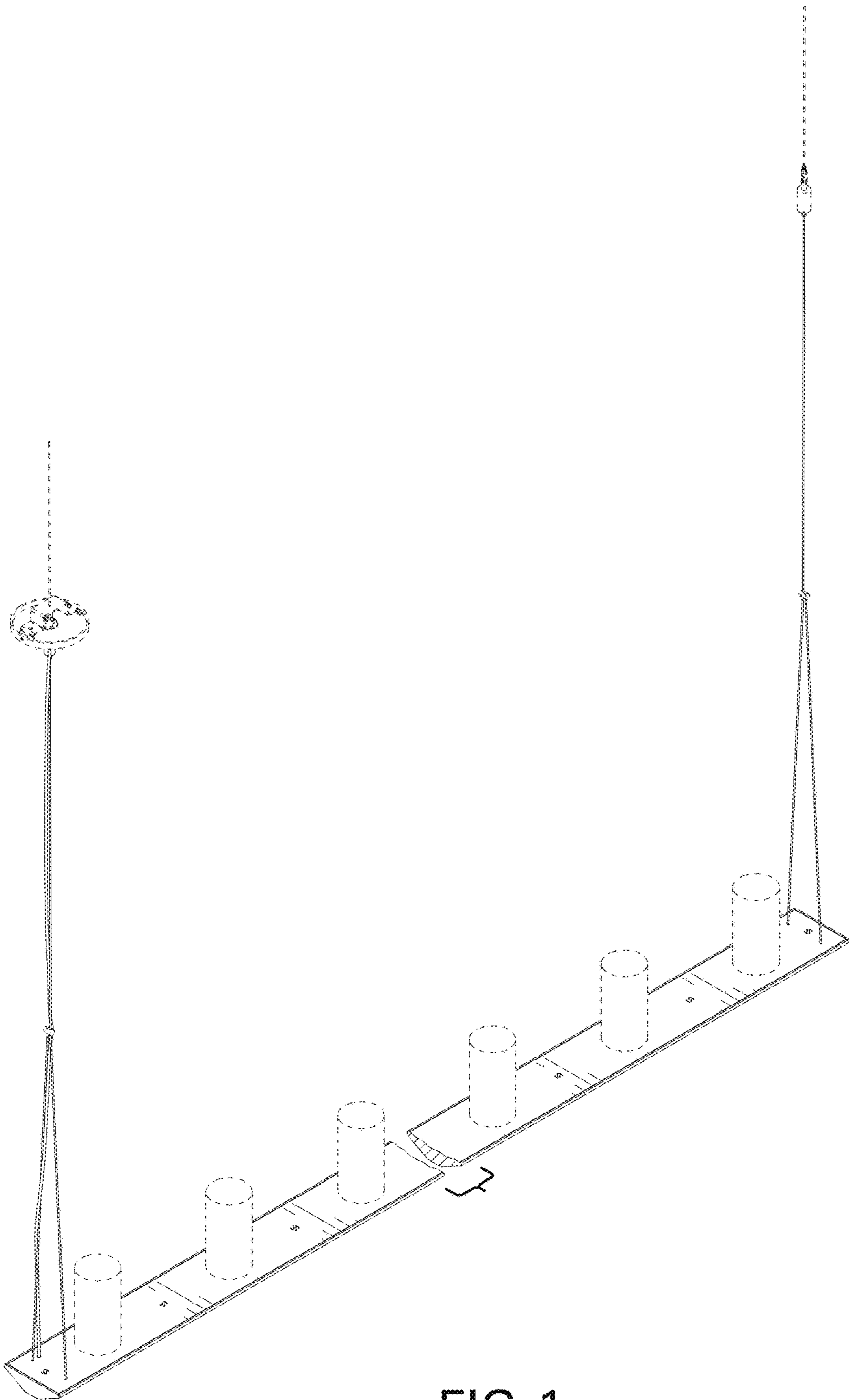


FIG. 1

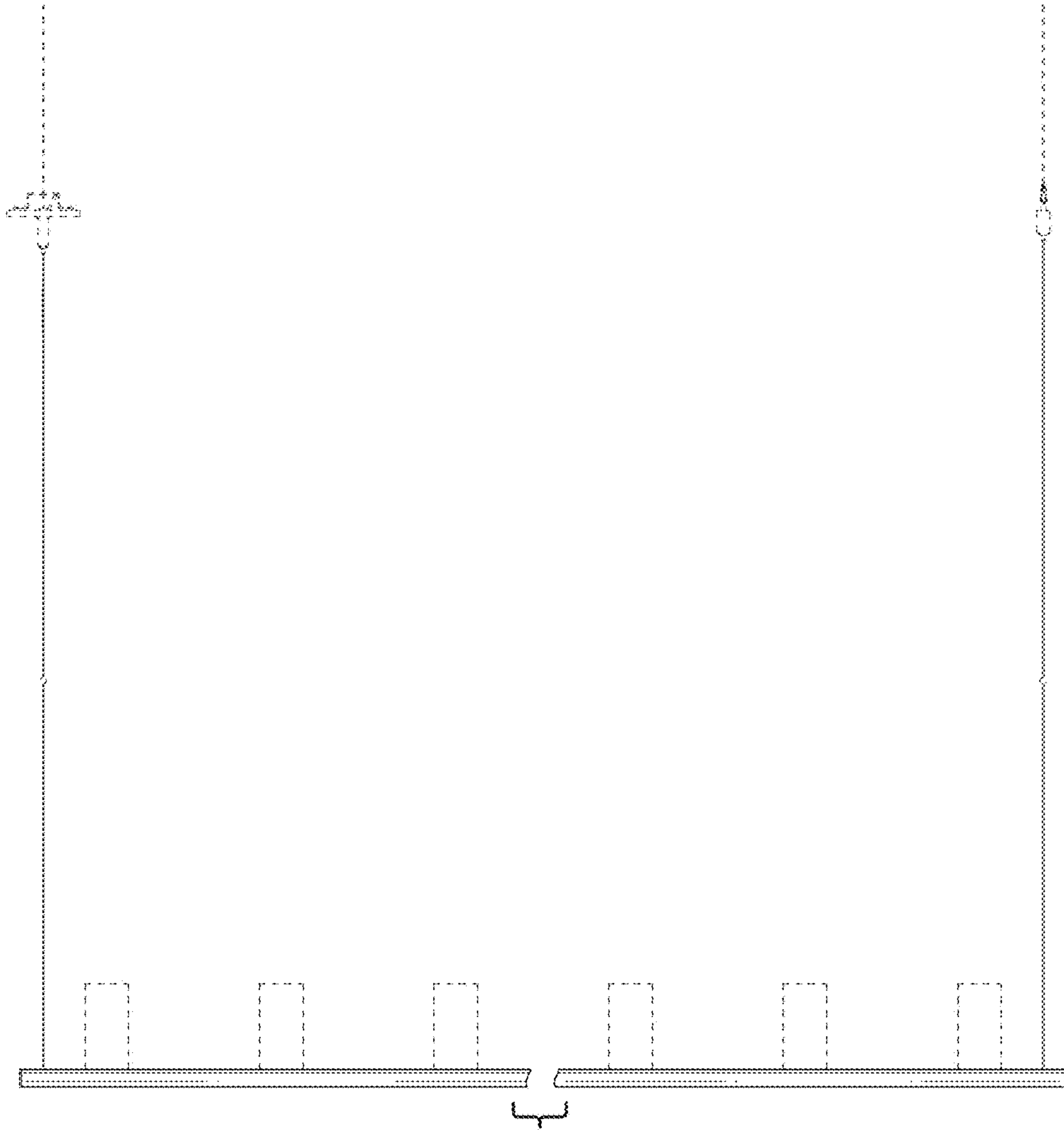


FIG. 2




FIG. 3

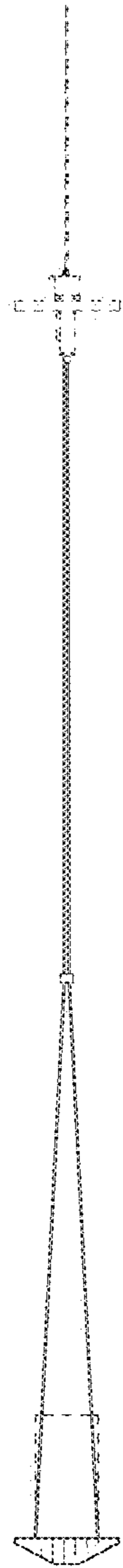


FIG. 4

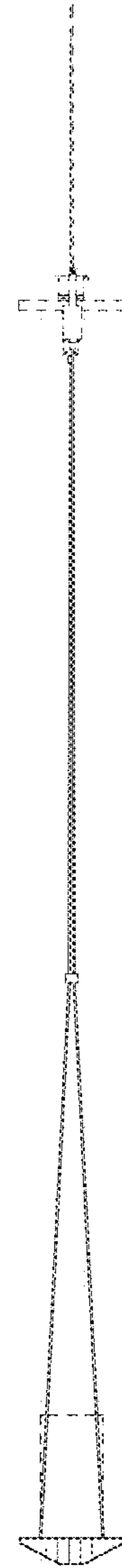


FIG. 5

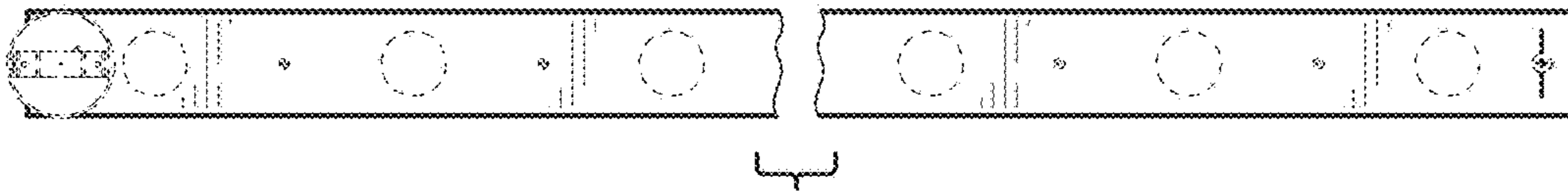


FIG. 6

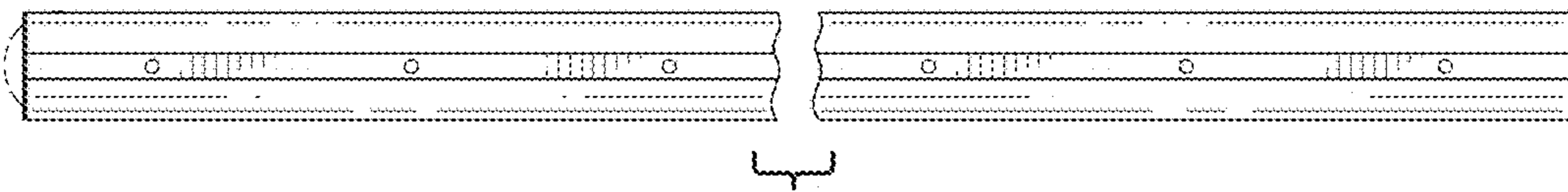


FIG. 7