



US00D829932S

(12) **United States Design Patent**
Eliason et al.

(10) **Patent No.:** **US D829,932 S**
(45) **Date of Patent:** **** Oct. 2, 2018**

(54) **PAVER BRICK**

FOREIGN PATENT DOCUMENTS

(71) Applicant: **Paver Technologies LLC**, Vero Beach, FL (US)

KR 300382926.0000 * 6/2005
KR 300405673.0000 * 2/2006
KR 300501372.0000 * 8/2008

(72) Inventors: **William Eliason**, Vero Beach, FL (US);
Timothy Berry, Vero Beach, FL (US)

* cited by examiner

(73) Assignee: **Paver Technologies LLC**, Vero Beach, FL (US)

Primary Examiner — Susan B Hattan

Assistant Examiner — Leanne D Was-Englehart

(**) Term: **15 Years**

(74) *Attorney, Agent, or Firm* — Troutman Sanders LLP;
James E. Schutz; Micah B. Hensley

(21) Appl. No.: **29/575,869**

(57) **CLAIM**

The ornamental design for a paver brick, as shown and described.

(22) Filed: **Aug. 30, 2016**

(51) **LOC (11) Cl.** **25-01**

(52) **U.S. Cl.**
USPC **D25/113**

DESCRIPTION

(58) **Field of Classification Search**
USPC D21/483–486, 499, 500; D25/112–118,
D25/164

CPC E01C 19/52; C04B 14/06; C04B 28/04;
C04B 24/2635; C04B 22/0093

See application file for complete search history.

FIG. 1 is a perspective view of a bottom of a paver brick;
FIG. 2 is a perspective view of a top of the paver brick of
FIG. 1;
FIG. 3 is a bottom view of the paver brick of FIG. 1;
FIG. 4 is a left side view of the paver brick of FIG. 1;
FIG. 5 is a top view of the paver brick of FIG. 1; and,
FIG. 6 is a front view of the paver brick of FIG. 1.

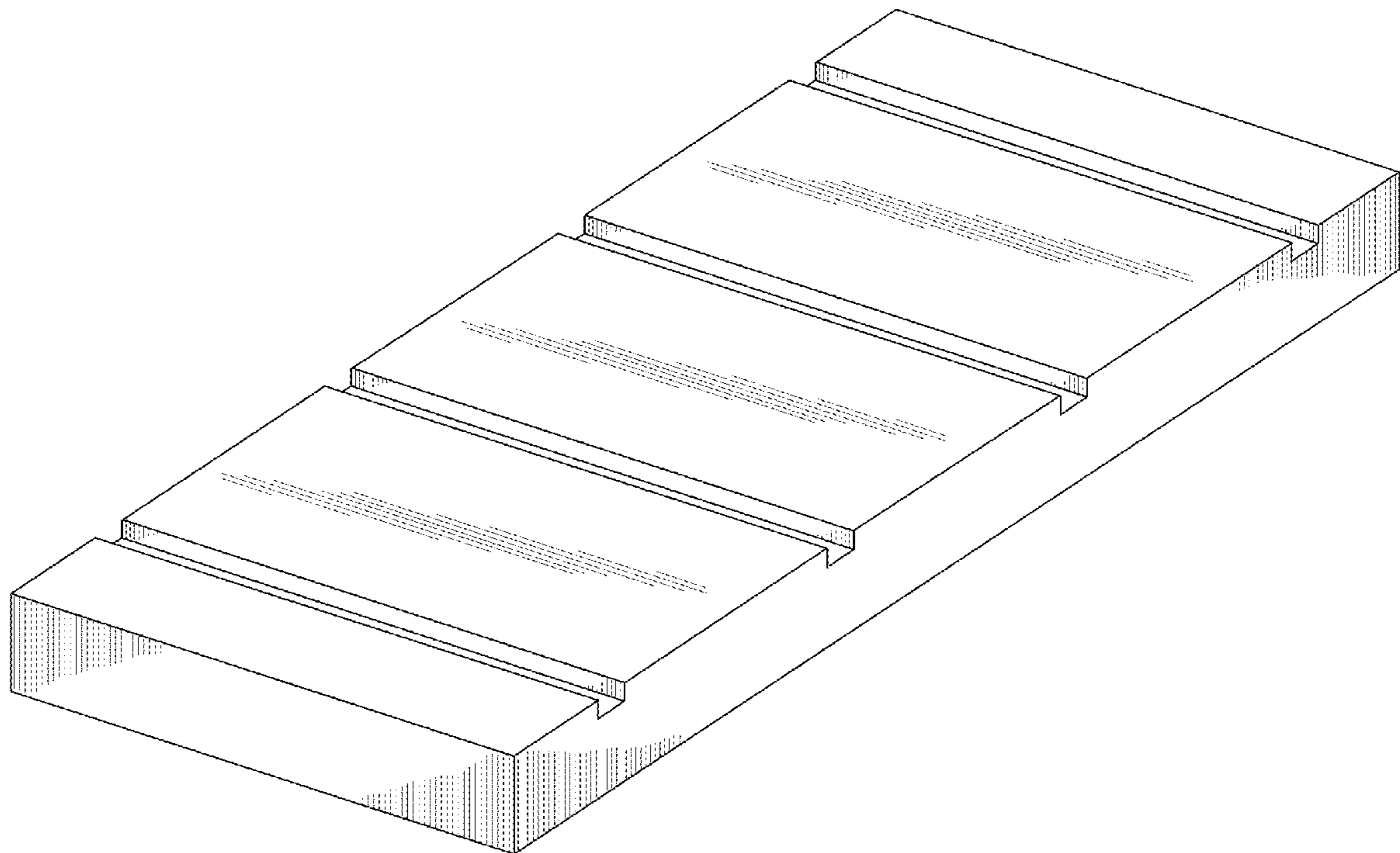
The right side view and the rear view of the paver brick are mirror images of the left side view shown in FIG. 4 and the front view shown in FIG. 6, respectively, and are not shown. The shading shown in the figures merely aids in the understanding of the scope of the claim and is not part of the claim.

(56) **References Cited**

U.S. PATENT DOCUMENTS

D507,664 S * 7/2005 Anderson D25/113
D510,443 S * 10/2005 Von Langsdorff D25/112
D515,711 S * 2/2006 Anderson D25/113
9,790,650 B1 * 10/2017 Eliason E01C 19/52
2018/0106003 A1 * 4/2018 Eliason C04B 14/06

1 Claim, 4 Drawing Sheets



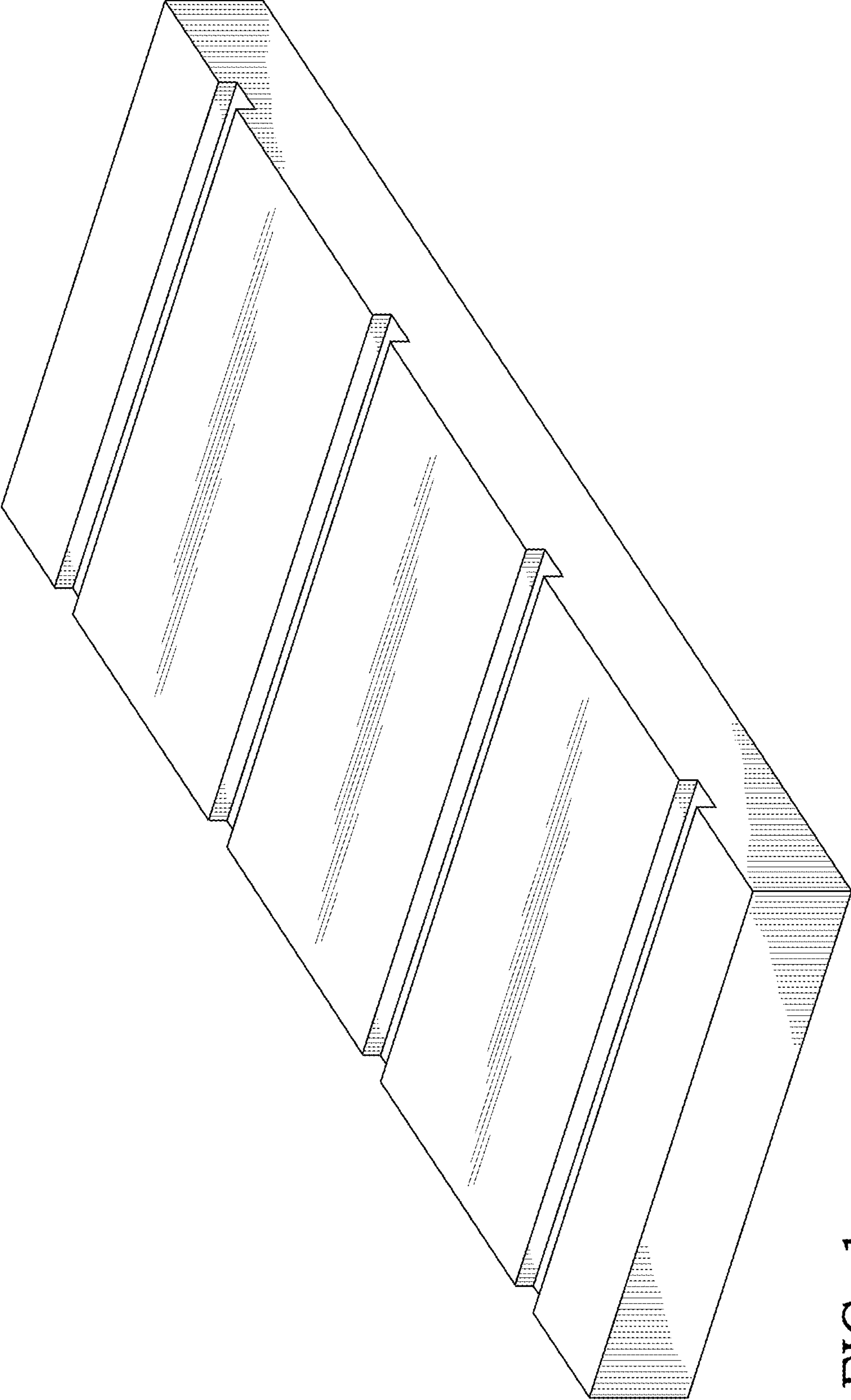


FIG. 1

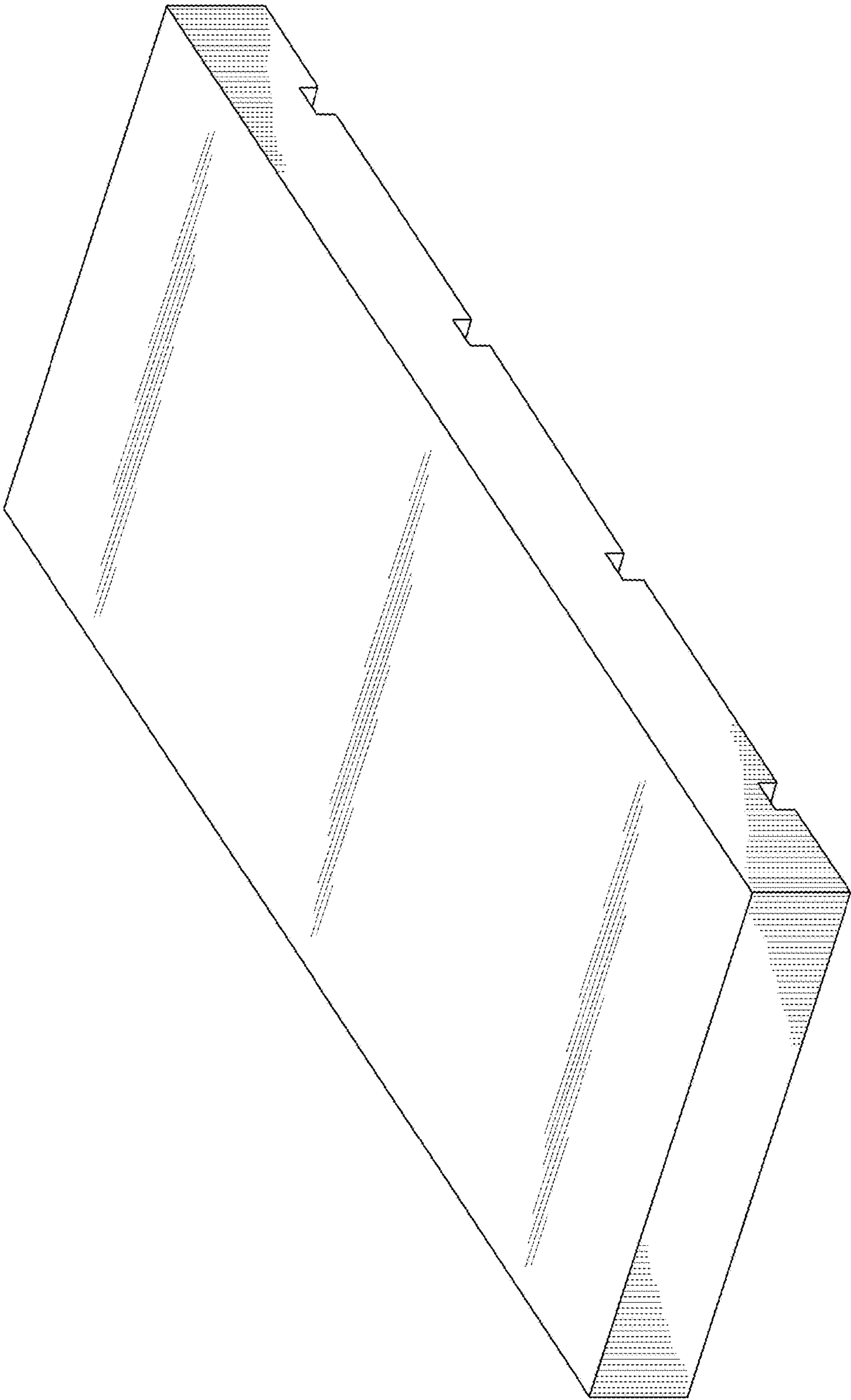


FIG. 2




FIG. 3



FIG. 4




FIG. 5



FIG. 6