



US00D829927S

(12) **United States Design Patent** (10) **Patent No.:** **US D829,927 S**
McClure (45) **Date of Patent:** **** Oct. 2, 2018**

- (54) **DOOR SEAL WITH FINS**
- (71) Applicant: **M-D Building Products, Inc.**,
Oklahoma City, OK (US)
- (72) Inventor: **Howard McClure**, Statesboro, GA
(US)
- (73) Assignee: **Oak Enterprises, LLC**, Oklahoma
City, OK (US)
- (**) Term: **15 Years**
- (21) Appl. No.: **29/552,605**
- (22) Filed: **Jan. 24, 2016**
- (51) **LOC (11) Cl.** **25-01**
- (52) **U.S. Cl.**
USPC **D25/48.2**
- (58) **Field of Classification Search**
USPC D25/48.1-48.4, 48.8, 119, 124, 199;
49/470, 476.1, 484.1, 489.1
CPC E06B 7/22; E06B 7/231; E06B 7/2305;
E06B 7/2312; E06B 7/2314; E06B
7/2316; A62C 3/14; F25D 23/087
See application file for complete search history.

(56) **References Cited**

U.S. PATENT DOCUMENTS

- 3,378,958 A * 4/1968 Parks E06B 7/231
49/489.1
- 3,385,001 A * 5/1968 Bordner E06B 7/2309
264/172.1
- 5,056,263 A * 10/1991 Bies E06B 7/2316
49/470
- D435,120 S * 12/2000 Bevan D25/119
- D623,767 S * 9/2010 Antonic D25/119
- 8,726,575 B1 * 5/2014 Vulpitta E06B 7/22
49/470
- D713,976 S * 9/2014 Van Camp D25/124

- D741,232 S * 10/2015 Schoonover D12/106
- D745,189 S * 12/2015 Stoesser D25/125
- D747,667 S * 1/2016 Schoonover D12/106
- D775,366 S * 12/2016 Mitchell D25/48.2
- D775,367 S * 12/2016 Mitchell D25/48.2
- D775,368 S * 12/2016 Jaskiewicz D25/48.2
- D786,450 S * 5/2017 Schoonover D12/106
- 2007/0261312 A1 * 11/2007 Kuppler A62C 3/14
49/470
- 2015/0240556 A1 * 8/2015 Ellingson E06B 7/2314
49/493.1

OTHER PUBLICATIONS

M-D Building Products, Inc., Platinum Collection Door Weatherstrip Replacement, 2014, Oklahoma City, OK.

* cited by examiner

Primary Examiner — Susan B Hattan

Assistant Examiner — Leanne Was-Englehart

(74) *Attorney, Agent, or Firm* — Sean O'Connell, PLLC

(57) **CLAIM**

The ornamental design for a door seal with fins, as shown and described.

DESCRIPTION

FIG. 1 is an isometric view of the door seal with fins.

FIG. 2 is an end view thereof.

FIG. 3 is a right side elevation view thereof.

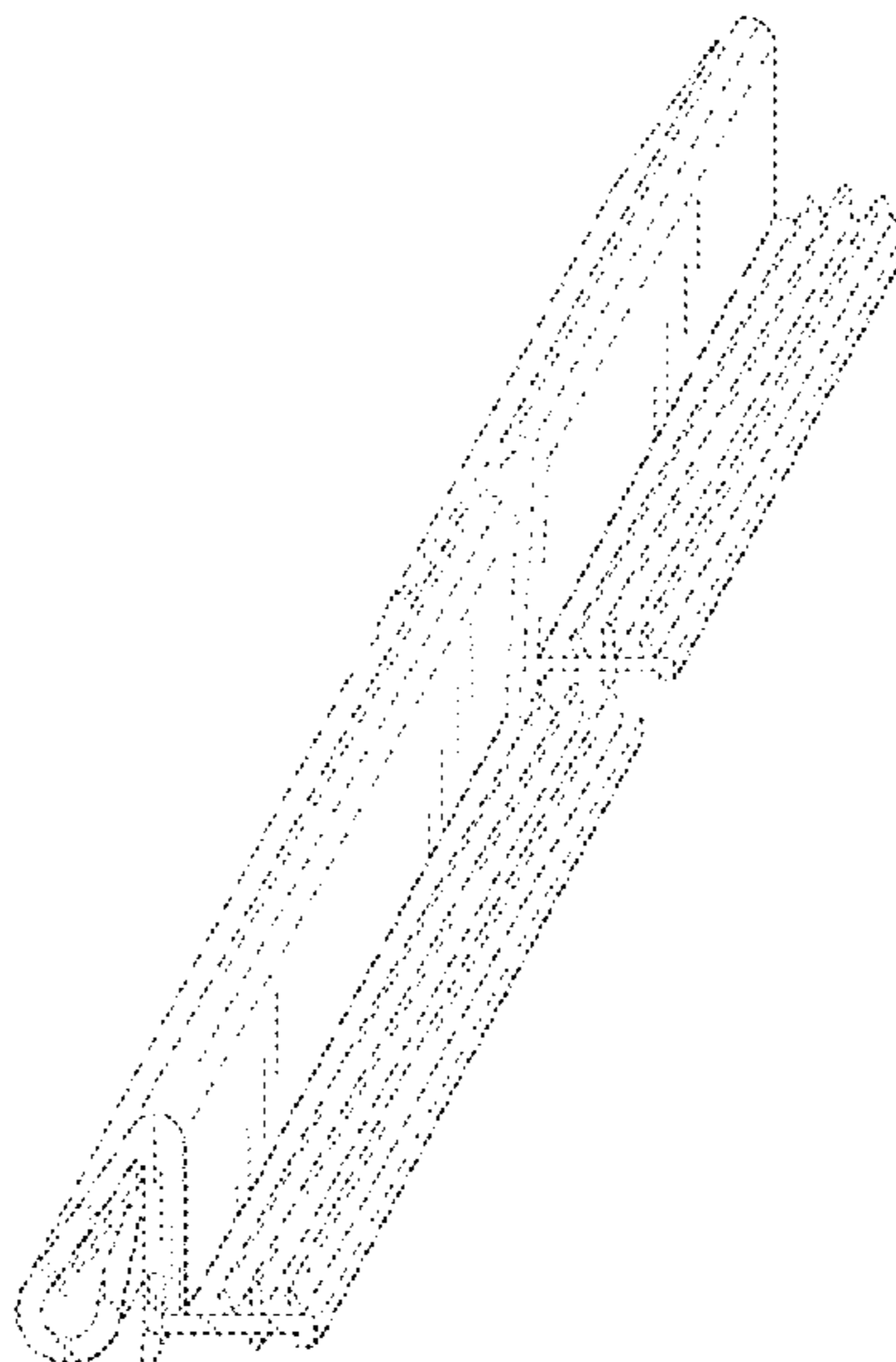
FIG. 4 is a left side elevation view thereof.

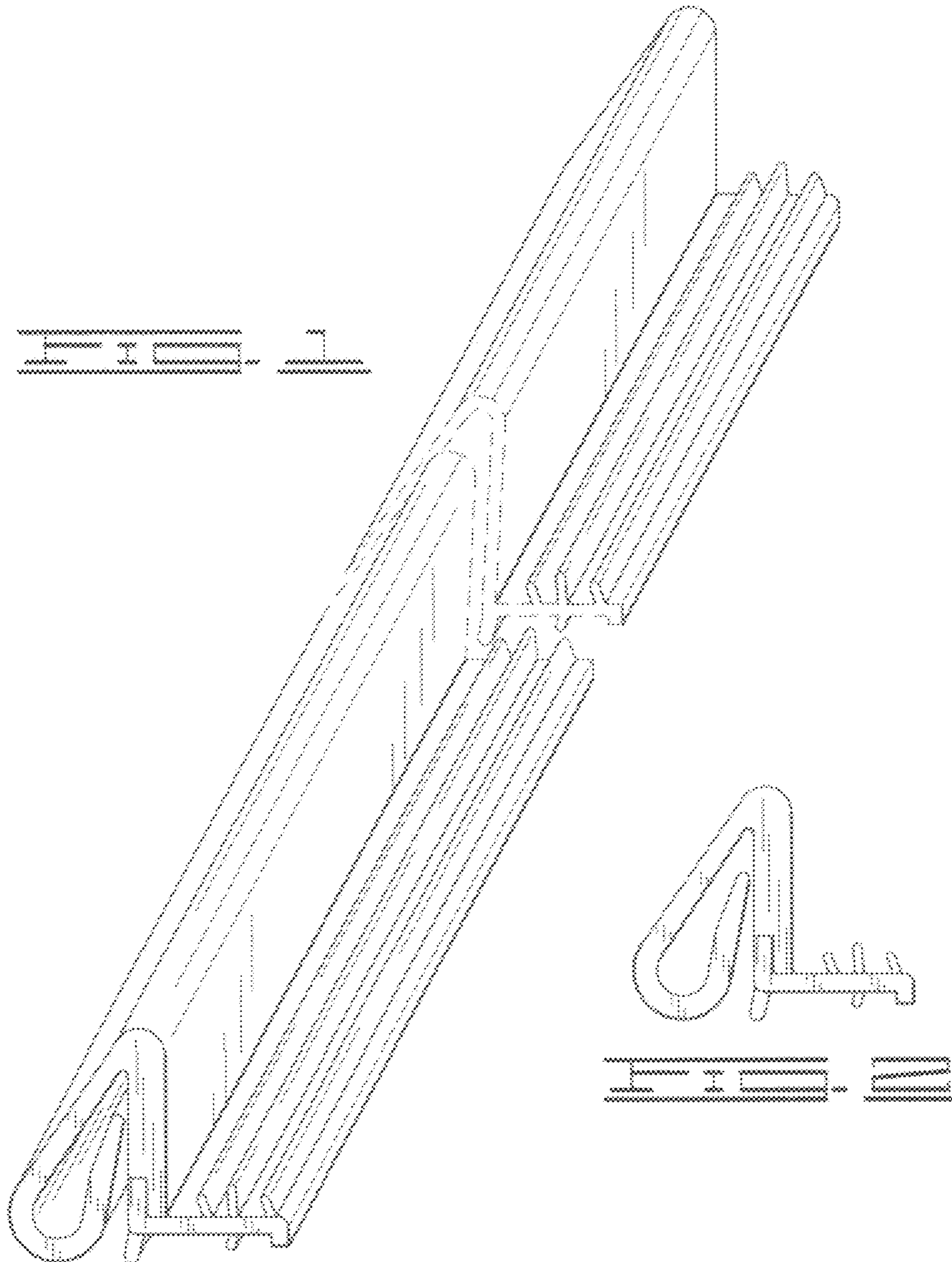
FIG. 5 is a plan view of the door seal with fins; and,

FIG. 6 is a bottom view thereof.

The portion of the article between the break lines forms no part of the claimed design.

1 Claim, 3 Drawing Sheets








FIG. 2






FIG. 3






FIG. 3




FIG. 4

