



US00D829925S

(12) **United States Design Patent** (10) **Patent No.:** **US D829,925 S**
Labesque et al. (45) **Date of Patent:** **** Oct. 2, 2018**

(54) **MODULAR HOUSING UNIT**

- (71) Applicant: **Kasita, Inc.**, Austin, TX (US)
- (72) Inventors: **Remy Labesque**, San Francisco, CA (US); **Jeff Wilson**, Austin, TX (US); **Taylor Wilson**, Austin, TX (US)
- (73) Assignee: **Kasita, LLC**, Boerne, TX (US)
- (**) Term: **15 Years**
- (21) Appl. No.: **29/599,928**
- (22) Filed: **Apr. 7, 2017**

Related U.S. Application Data

- (63) Continuation-in-part of application No. 14/874,458, filed on Oct. 4, 2015, now Pat. No. 9,617,748.
- (51) **LOC (11) Cl.** **25-03**
- (52) **U.S. Cl.**
USPC **D25/33**
- (58) **Field of Classification Search**
USPC D21/506; D25/4, 32, 33

(Continued)

(56) **References Cited**

U.S. PATENT DOCUMENTS

- 2,499,498 A 3/1950 Hammond, Jr.
- 3,229,431 A * 1/1966 Paul E04B 1/3483
52/781

(Continued)

FOREIGN PATENT DOCUMENTS

- CN 304020680 * 2/2017
- DE 2719953 7/1978

(Continued)

OTHER PUBLICATIONS

https://bestofhouse.net/container-house-design/simple-shipping-container-house-design-made-two-orange-big_86003/ Aug. 15, 2016 (Year: 2016).*

(Continued)

Primary Examiner — Susan Bennett Hattan
Assistant Examiner — Leanne Was-Englehart
(74) *Attorney, Agent, or Firm* — Stephen A. Mason; Dickinson Wright PLLC

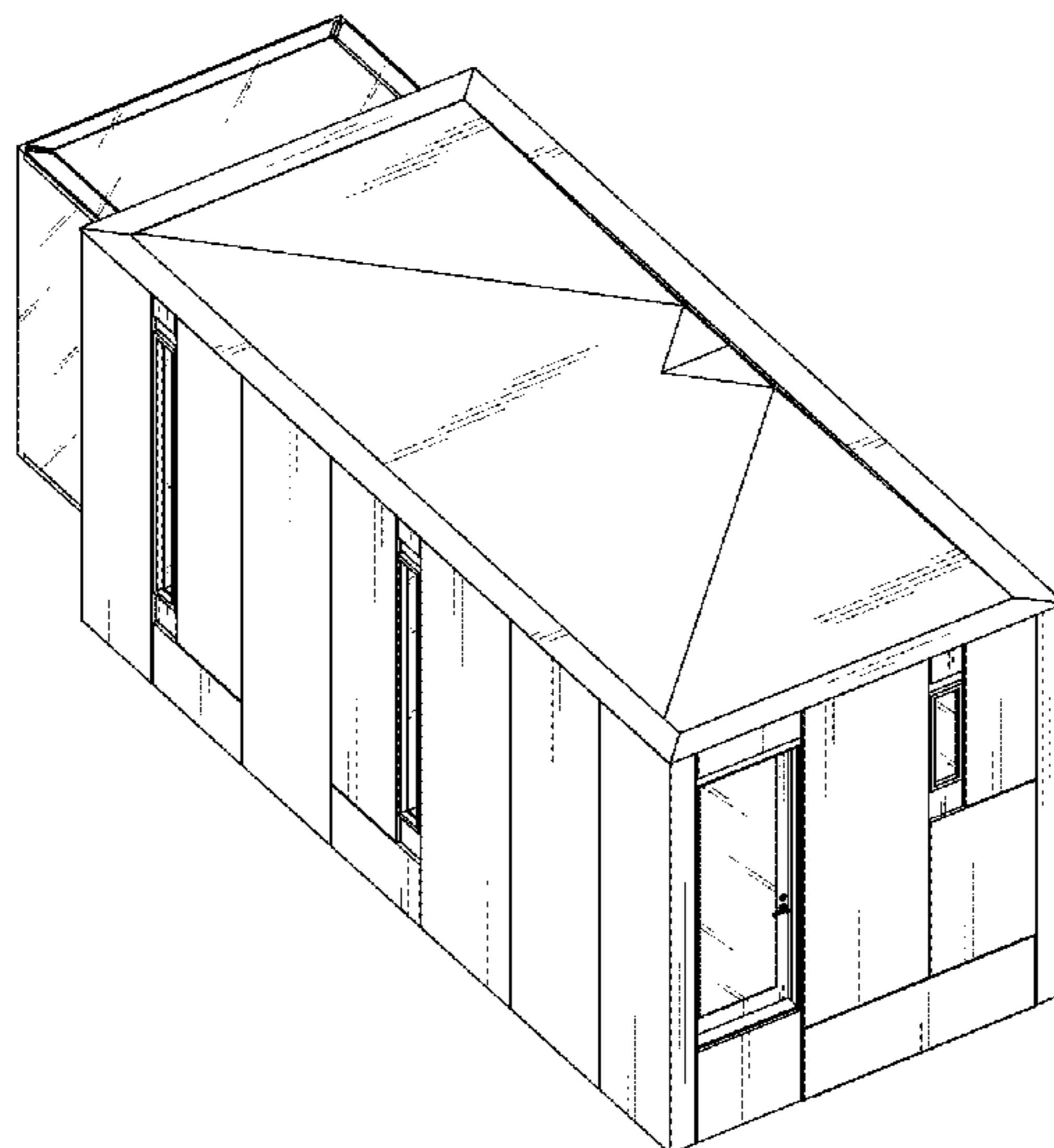
(57) **CLAIM**

We claim the ornamental design for a modular housing unit, substantially as shown and described.

DESCRIPTION

FIG. 1 is a front left perspective view of a modular housing unit.
 FIG. 2 is a front right perspective view of the modular housing unit of FIG. 1.
 FIG. 3 is a back right perspective view of the modular housing unit of FIG. 1.
 FIG. 4 is a back left perspective view of the modular housing unit of FIG. 1.
 FIG. 5 is a left side view of the modular housing unit of FIG. 1.
 FIG. 6 is a right side view of the modular housing unit of FIG. 1.
 FIG. 7 is a top view of the modular housing unit of FIG. 1.
 FIG. 8 is a bottom view of the modular housing unit of FIG. 1.
 FIG. 9 is a back view of the modular housing unit of FIG. 1.
 FIG. 10 is a front view of the modular housing unit of FIG. 1; and,
 FIG. 11 is a perspective view of the modular housing unit of FIG. 1 in a 2x4 building stack of modular housing units of FIG. 1.
 The broken lines depict the environment for the modular housing unit that forms no part of the claimed design.

1 Claim, 5 Drawing Sheets



(58) **Field of Classification Search**

CPC .. E04H 9/00; E04H 1/005; E04H 1/02; E04H 1/04; E04H 6/04; B60J 11/00; E04B 1/3483; E04B 1/34352; E04B 1/34853; E04B 2001/34892

See application file for complete search history.

(56) **References Cited**

U.S. PATENT DOCUMENTS

3,388,512 A 6/1968 Newman
 3,510,997 A * 5/1970 Ratych E04B 1/34823
 52/262
 3,525,186 A 8/1970 Lombardo
 3,541,744 A 11/1970 Maxwell
 3,613,321 A 10/1971 Rohrer
 3,623,296 A 11/1971 Santoro
 3,636,667 A * 1/1972 Walz E04B 1/34853
 52/79.13
 3,712,007 A 1/1973 Kump
 3,721,056 A 3/1973 Toan
 3,755,974 A 9/1973 Berman
 3,806,147 A * 4/1974 Hanson B60J 11/00
 280/30
 RE28,367 E 3/1975 Rich, Jr. et al.
 D235,337 S * 6/1975 Mize D25/32
 D238,572 S * 1/1976 Wheeler D25/1
 3,971,172 A * 7/1976 Gentil E04B 1/24
 52/219
 4,006,566 A 2/1977 Forgiarini
 D250,840 S * 1/1979 Chamers D12/103
 D251,737 S * 5/1979 Chambers D25/22
 D261,043 S * 9/1981 Chambers D25/22
 4,372,087 A 2/1983 Kump
 6,470,630 B1 10/2002 Miyamoto
 D559,403 S * 1/2008 Vils D25/3
 D626,659 S * 11/2010 Ferko, III D25/33
 D631,559 S * 1/2011 Gibson D25/33
 D650,489 S * 12/2011 MacDonald D25/33
 D655,018 S * 2/2012 MacDonald D25/1
 D659,260 S * 5/2012 MacDonald D25/33
 8,291,648 B1 10/2012 Orr
 D683,048 S * 5/2013 Yoder D25/33
 D683,469 S * 5/2013 Yoder D25/32
 D708,349 S * 7/2014 Yoder D25/33
 D727,531 S * 4/2015 Gill D25/22
 D739,556 S * 9/2015 Yoder D25/33
 D765,266 S * 8/2016 Malakauskas D25/4
 D771,835 S * 11/2016 Bottin D25/33
 D781,442 S * 3/2017 Gill D25/32
 D781,443 S * 3/2017 Gill D25/32

D781,444 S * 3/2017 Gill D25/32
 D783,179 S * 4/2017 Gill D25/32
 9,617,748 B2 * 4/2017 Wilson E04H 1/005
 D812,249 S * 3/2018 Jimenez Rivera D25/32
 2003/0101680 A1 6/2003 Lee
 2003/0136062 A1 7/2003 Gunthardt
 2010/0180518 A1 7/2010 Postlethwaite
 2012/0255240 A1 10/2012 Shen
 2014/0123574 A1 5/2014 Paone
 2014/0318036 A1 * 10/2014 Eom E02D 27/12
 52/79.1
 2016/0083964 A1 3/2016 Martino
 2016/0312485 A1 * 10/2016 Wilson E04H 1/005
 2017/0350114 A1 * 12/2017 Crozier E04B 1/34336

FOREIGN PATENT DOCUMENTS

DE 4024497 2/1992
 KR 300875994.0000 * 10/2016
 WO 2012123118 9/2012
 WO 2013128245 9/2013

OTHER PUBLICATIONS

<http://barleypfeiffer.com/teeny-tiny-pre-fab-apartment-units-on-the-way-to-austin-tx/> Oct. 8, 2015 (Year: 2015).*
<https://www.youtube.com/watch?v=LyNgMjQH6dE> Apr. 3, 2017 (Year: 2017).*
<http://www.homecrux.com/jeff-wilson-invented-kasita-micro-homes-living-dumpster/66119/> Apr. 4, 2017 (Year: 2017).*
<http://www.solar-constructions.com/wordpress/modular-living/> Jul. 10, 2014 (Year: 2014).*
 “Laboratoire Urbanisme Insurrectionnel: Architecture Mobile,” downloaded from <http://laboratoireurbanismeinsurrectionnel.blogspot.fr/2012/10/architecturemobile.html> on Jul. 29, 2015, pp. 1-30.
 From Wikipedia, “Nakagin Capsule Tower,” Jul. 2, 2015, <https://en.wikipedia.org/wiki/Nakagin.sub.-Capsule.sub.-Tower>, pp. 1-4.
 Adele Peters, “This Texas Professor Is Turning a Dumpster Into the World’s Ultimate Tiny Home,” Jan. 26, 2014, pp. 1-4.
 Alibaba.com, “Vertical Parking Garage, Vertical Parking Garage Suppliers and Manufacturers at Alibaba.com” downloaded Jul. 29, 2015 from <http://www.alibaba.com/showroom/verticalparkinggarage.html>, pp. 1-13.
 Amout Visser, et al., “Studio Detail: Function Tiles”, Droog, Retrieved from URL: <http://studio.droog.com/studio/all/dry-bathing/function-tiles-b-y-amout-visser-erik-jan-kwakkel-peter-van-der-jagt/>, 2016, p. 1.
 Laboratoire Urbanisme Insurrectionnel, <<http://laboratoireurbanismeinsurrectionnel.blogspot.fr/2012/10/architecturemobile.html>> website accessed Jul. 29, 2015 (31 pages).

* cited by examiner

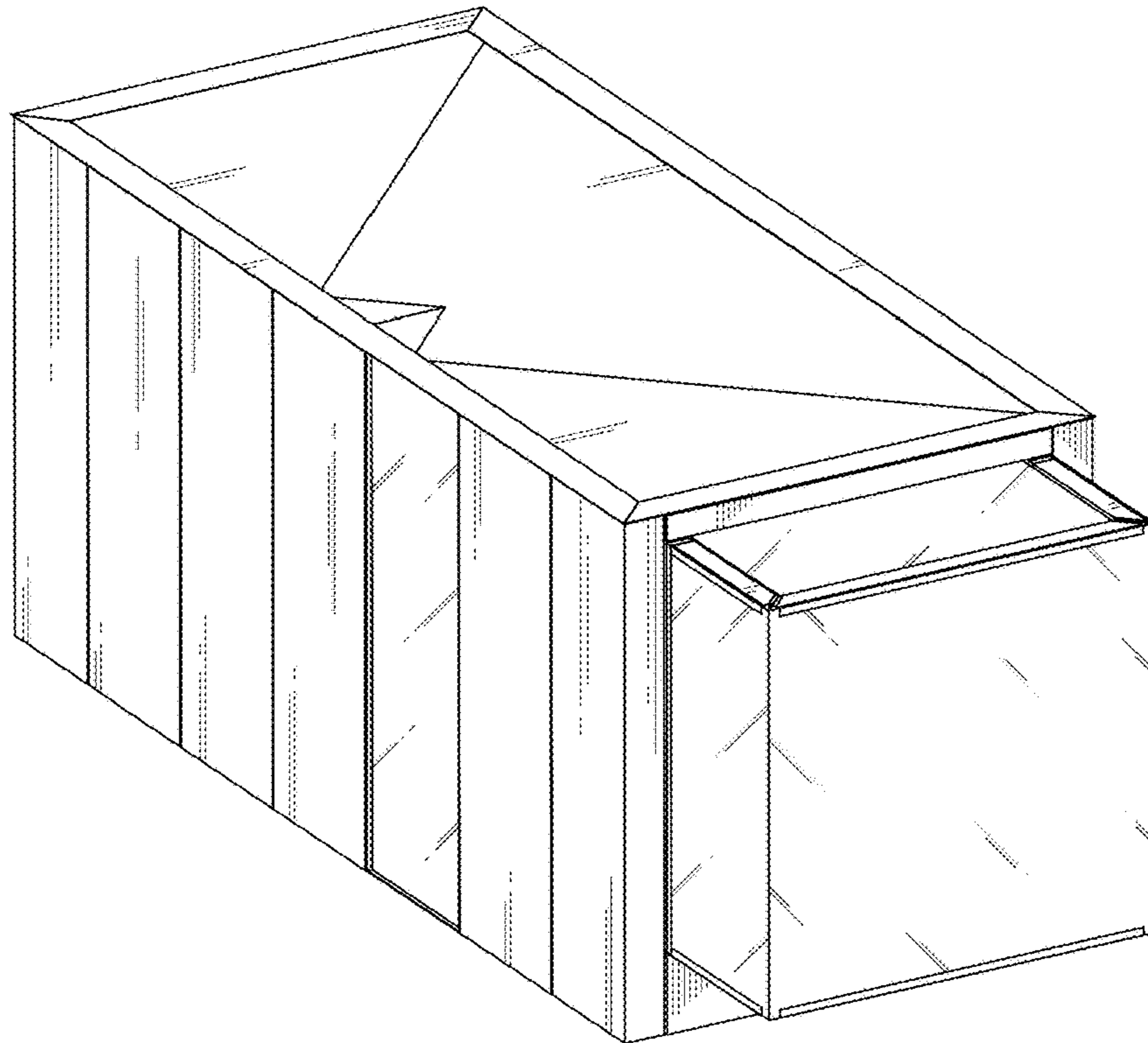


FIG. 1




FIG. 2

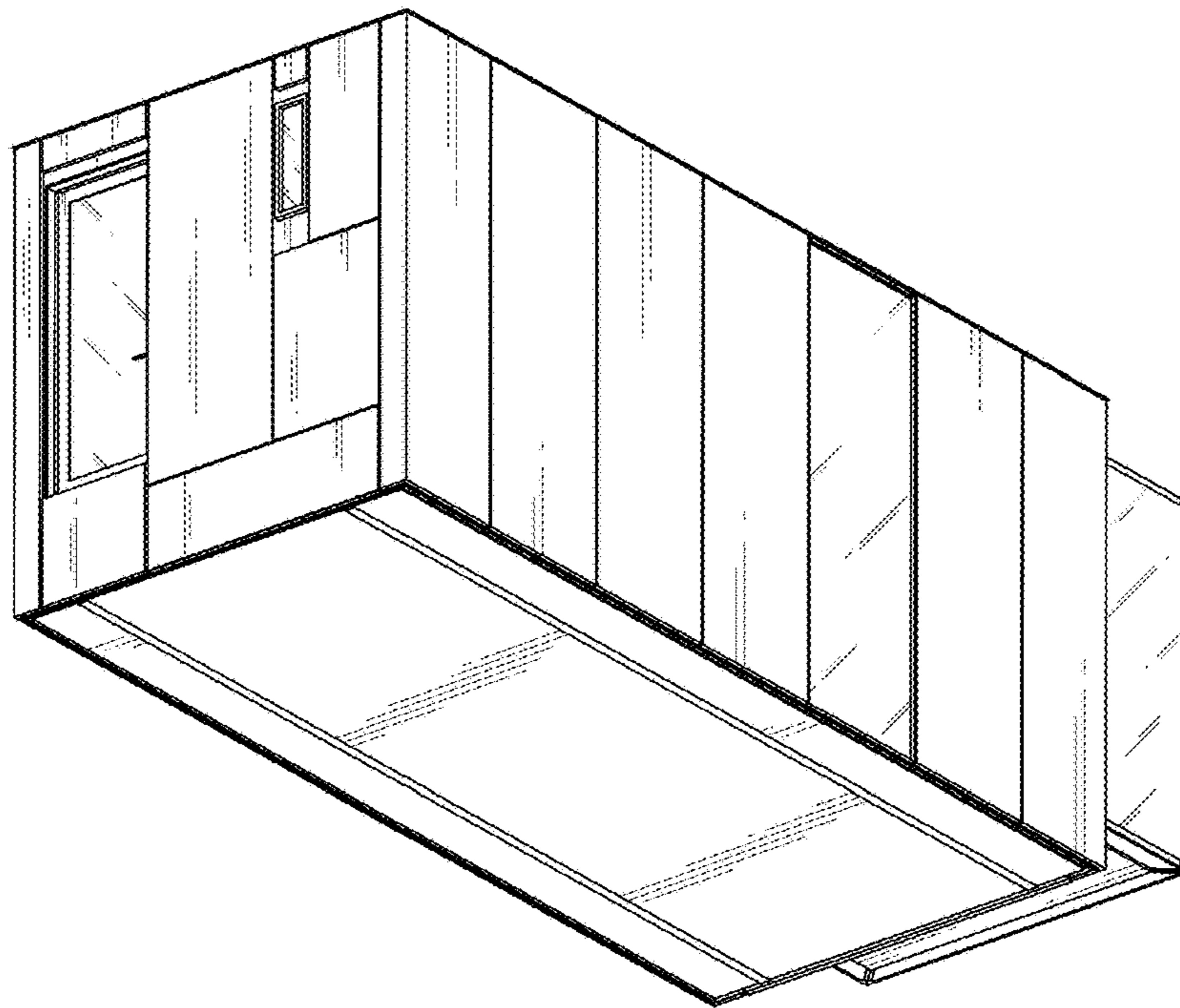


FIG. 3

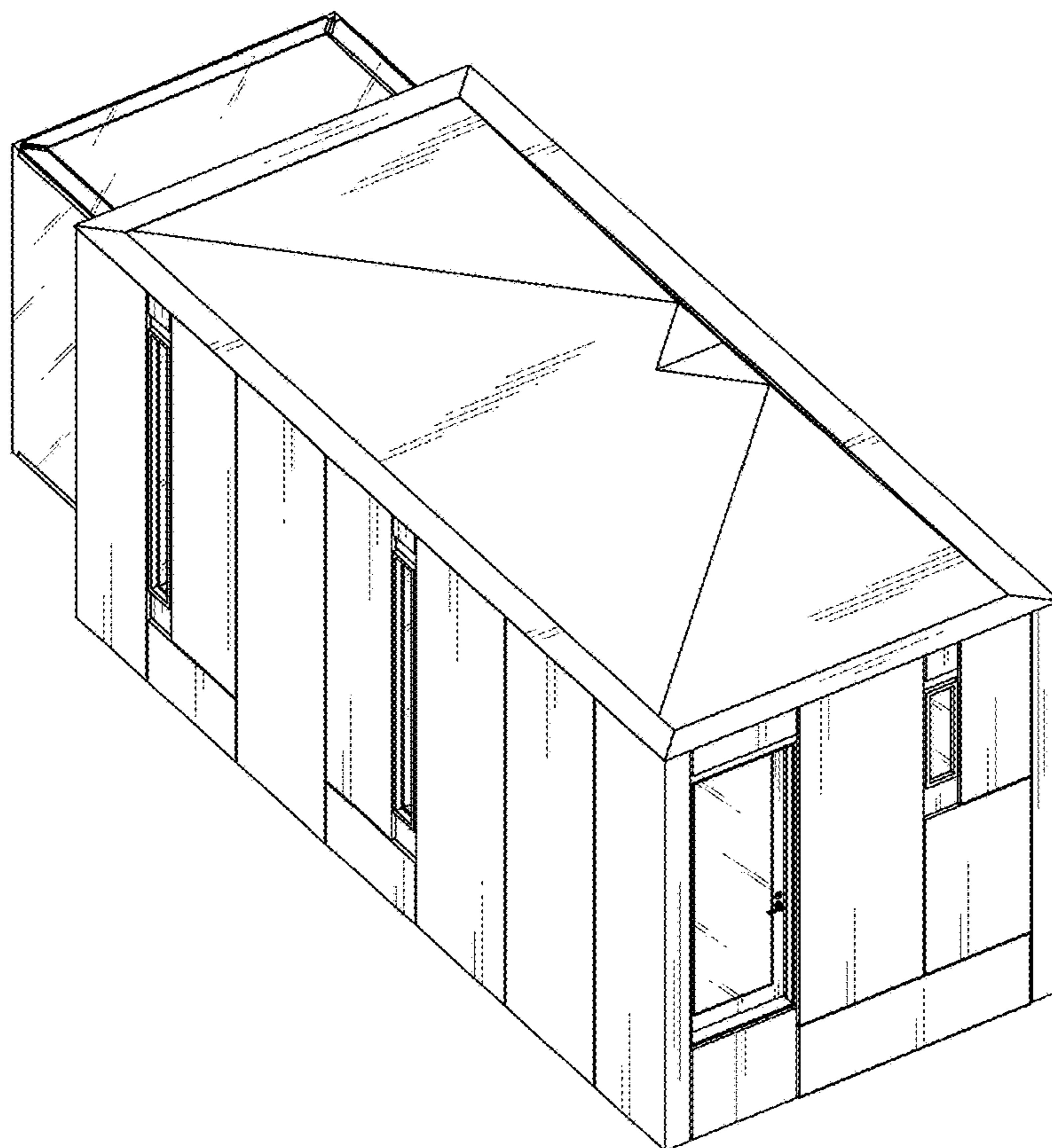


FIG. 4

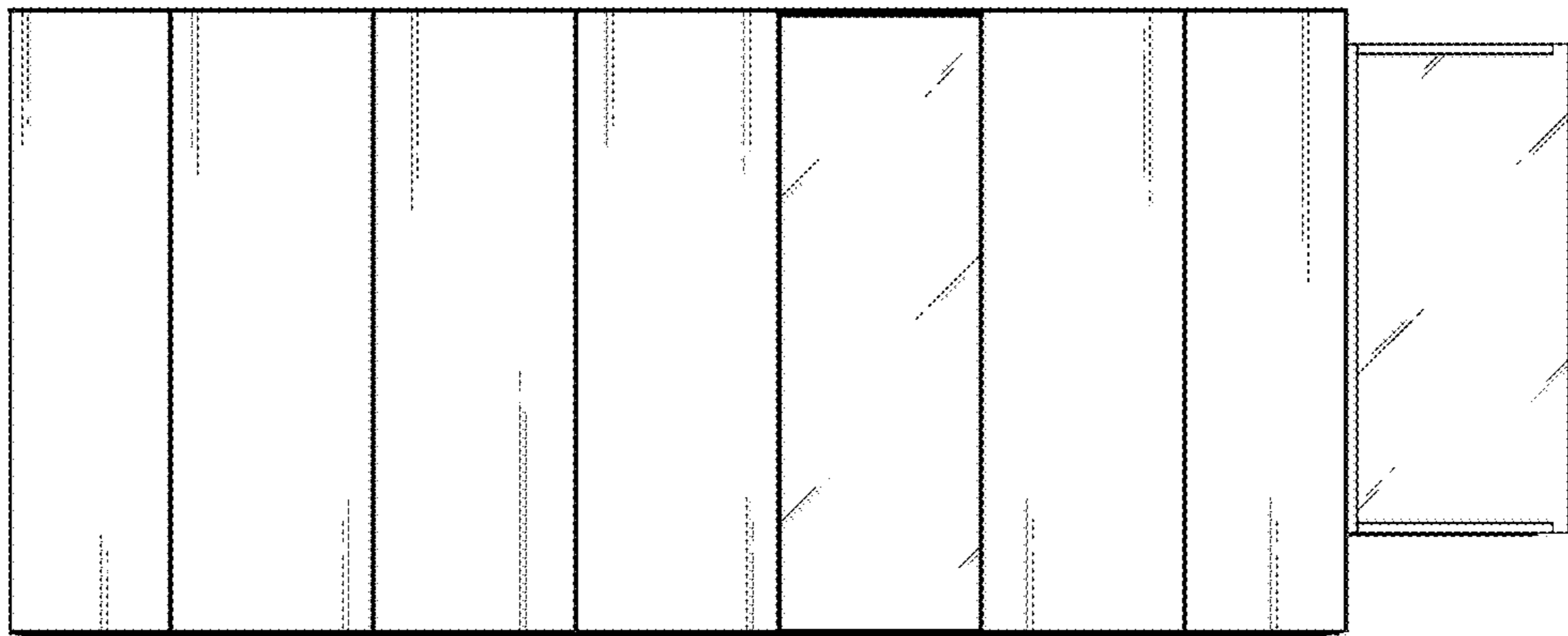


FIG. 5

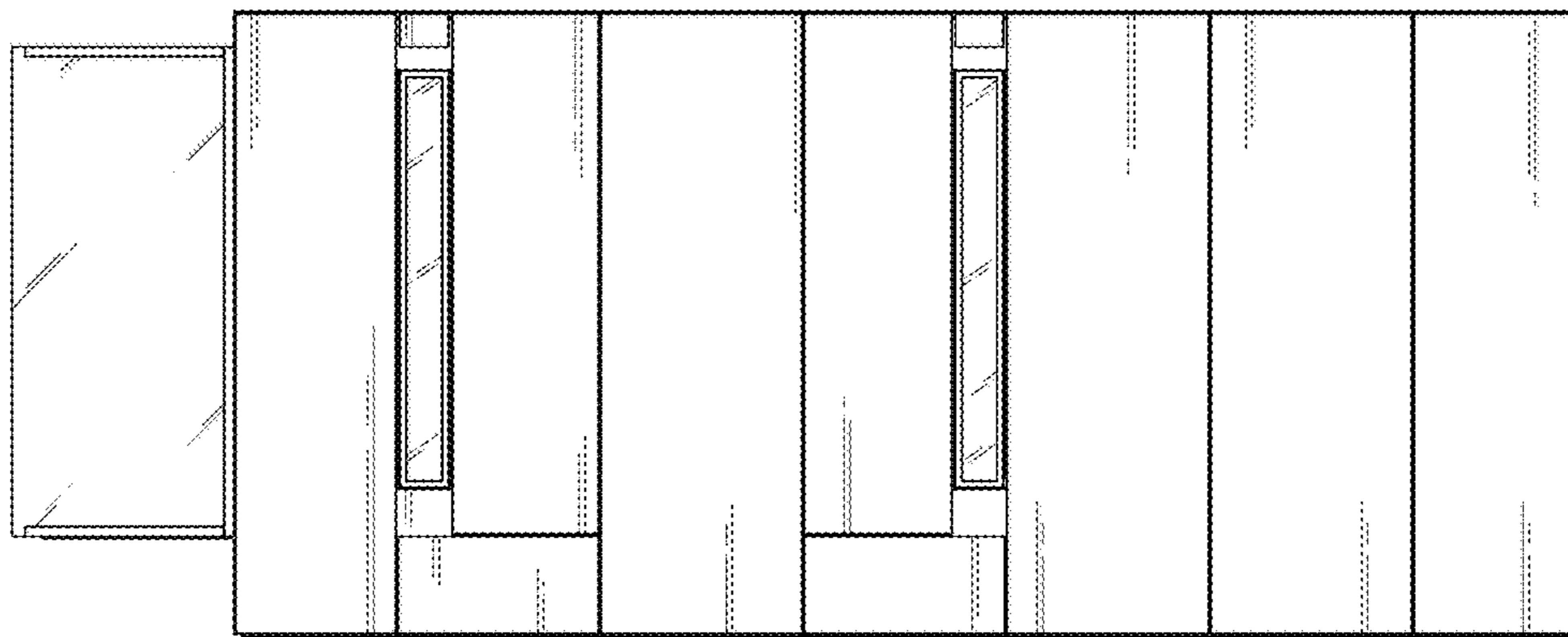


FIG. 6

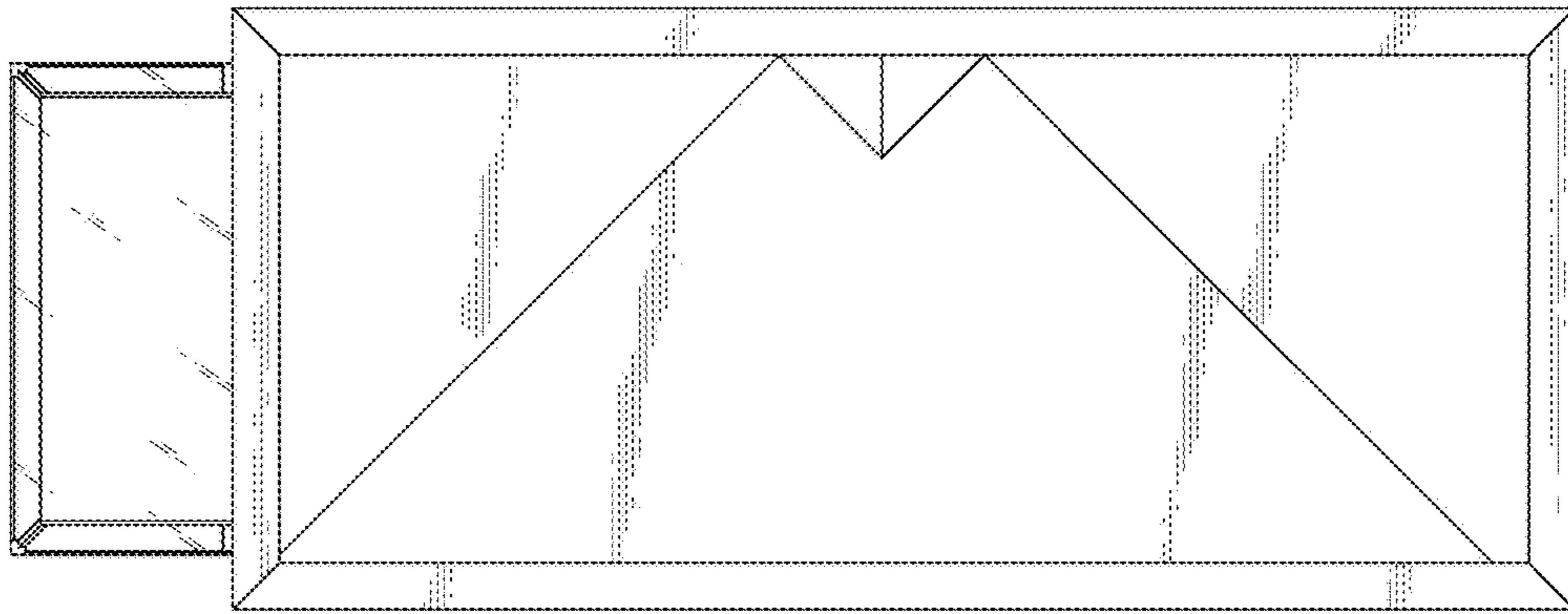


FIG. 7

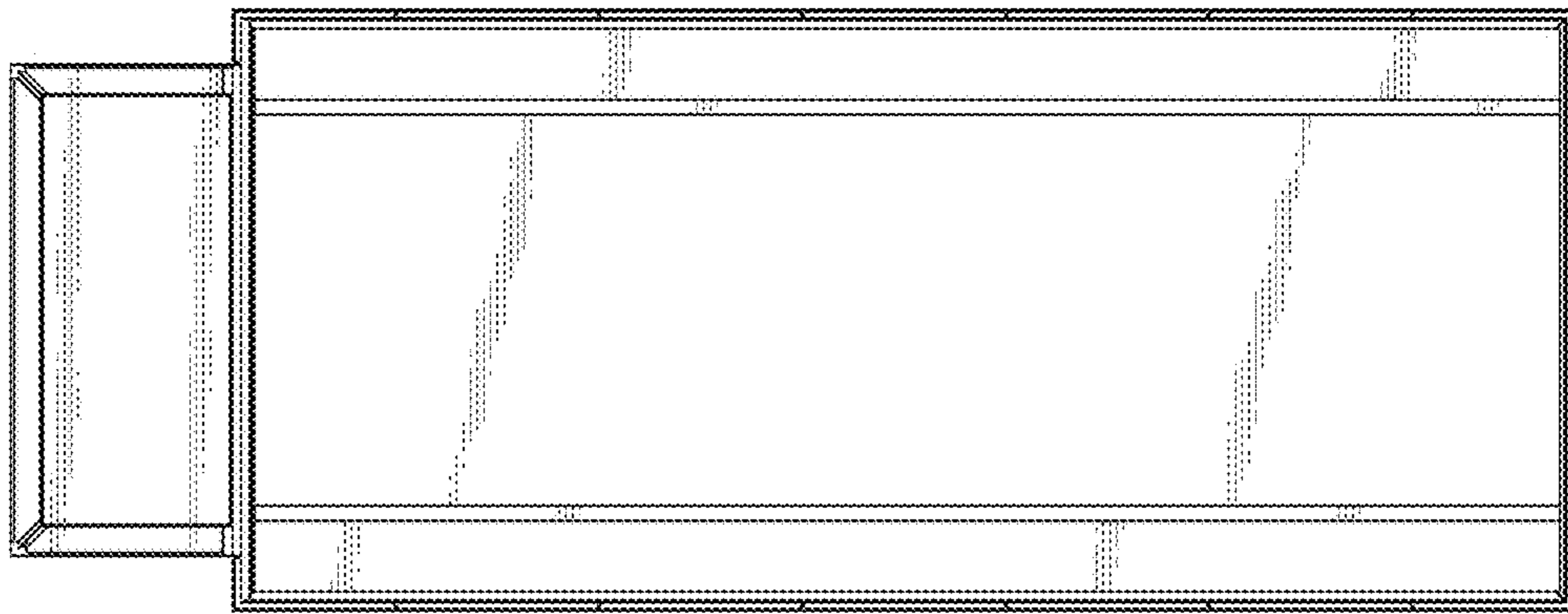


FIG. 8

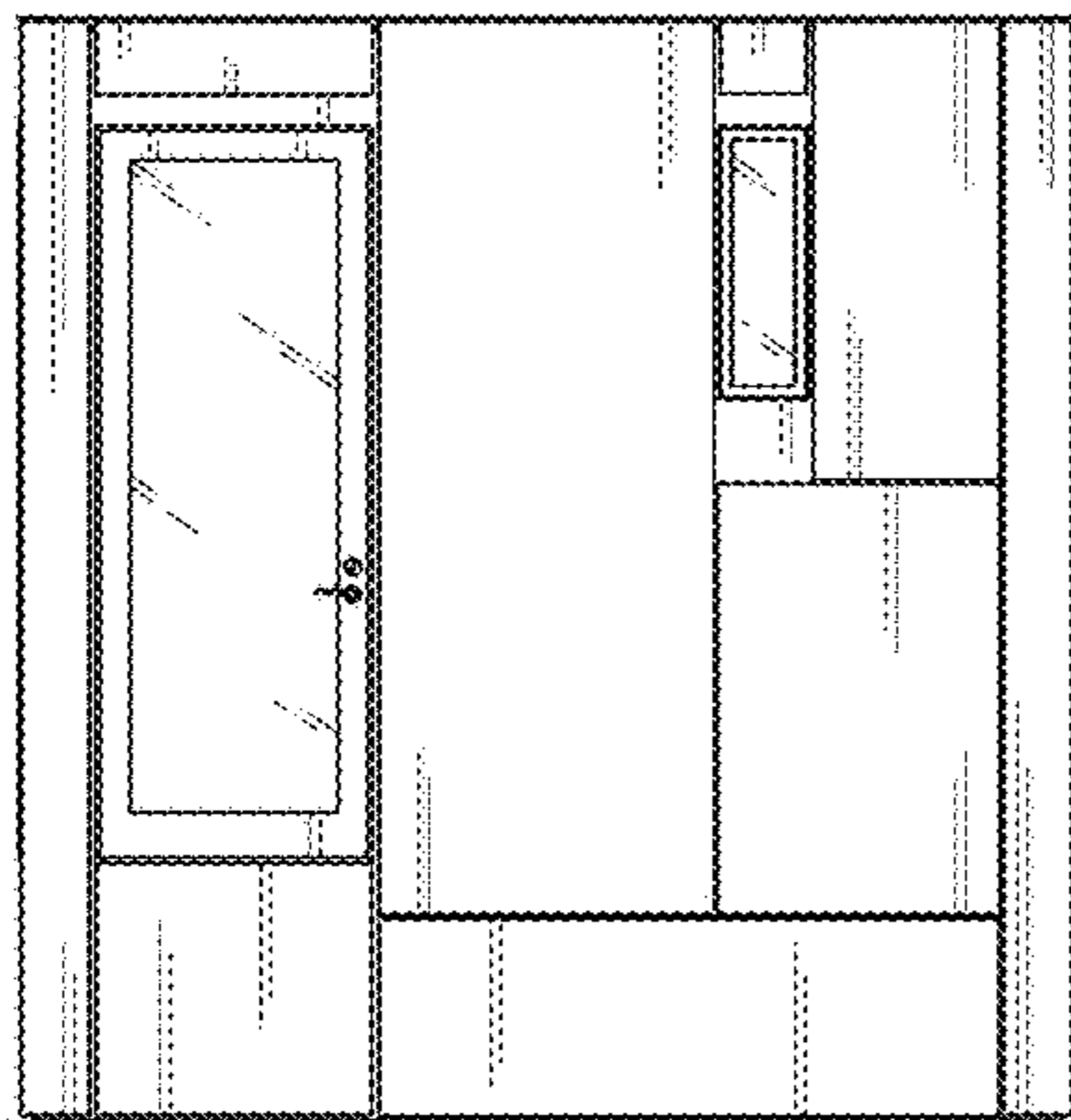


FIG. 9

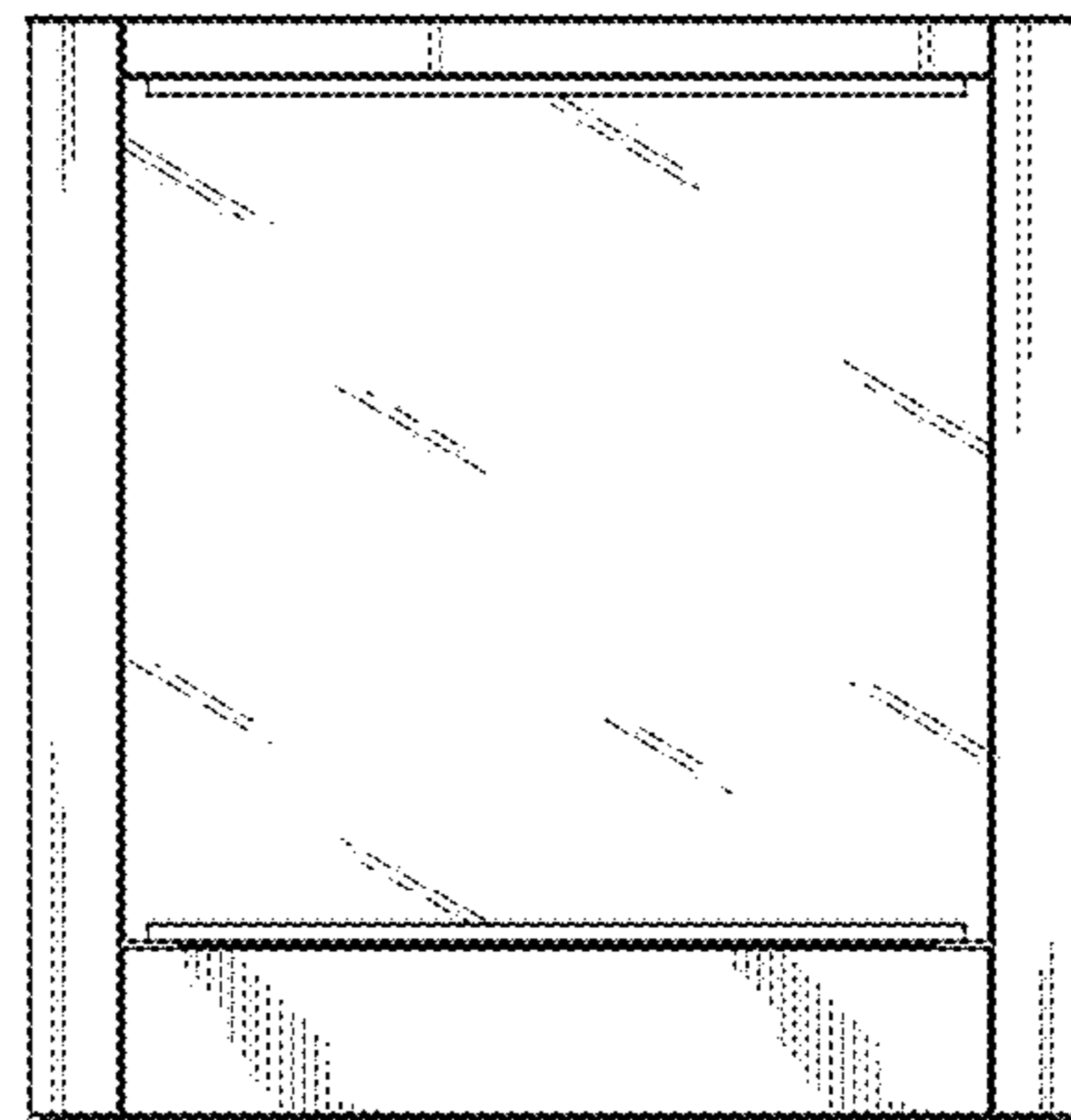


FIG. 10

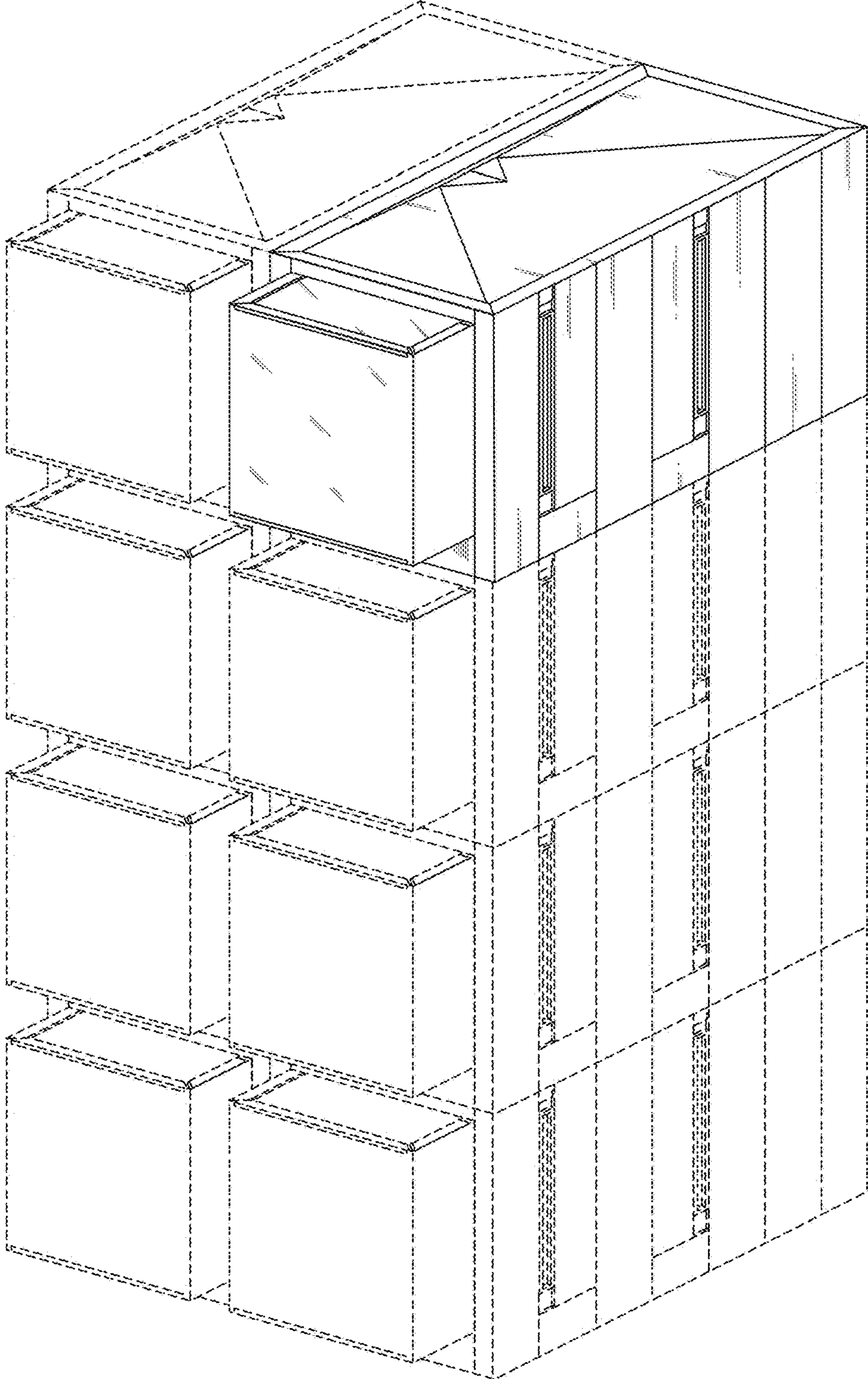


FIG. 11