



US00D829924S

(12) **United States Design Patent** (10) **Patent No.:** **US D829,924 S**  
**Böhm et al.** (45) **Date of Patent:** **\*\* Oct. 2, 2018**

(54) <b>SINGLE OUTPUT STACK FOR PETRI DISHES</b>	4,668,633 A * 5/1987 Walton ..... C12M 23/10 435/305.2
(71) Applicant: <b>Clever Culture Systems AG, Bäch (CH)</b>	5,788,114 A * 8/1998 Perego ..... B65B 25/002 221/11
(72) Inventors: <b>Alexander Böhm, Klagenfurt am Wörthersee (AT); Nedim Bogilović, Klagenfurt am Wörthersee (AT); Wolfgang Stiegmaier, Zeltweg (AT)</b>	6,832,698 B1 * 12/2004 Dybul ..... G07F 13/10 221/221
(73) Assignee: <b>Clever Culture Systems AG, Bäch (CH)</b>	7,673,773 B1 * 3/2010 Walsh ..... A47F 1/085 221/208
	D740,957 S * 10/2015 Oonuma ..... D24/216
	9,447,371 B2 * 9/2016 Colin ..... C12M 23/10
	2003/0017084 A1 * 1/2003 Dale ..... B01L 9/06 422/562
	2003/0044991 A1 * 3/2003 Haslam ..... G01N 35/028 436/47
	2006/0157493 A1 * 7/2006 Christoffersen ..... A47F 1/106 221/36

(\*\*) Term: **15 Years**

(21) Appl. No.: **29/560,621**

(22) Filed: **Apr. 8, 2016**

(51) **LOC (11) Cl.** ..... **24-02**

(52) **U.S. Cl.**  
USPC ..... **D24/227**

(58) **Field of Classification Search**  
USPC ..... D24/227, 226, 107, 216, 217; 221/22, 9, 221/11, 156, 163, 164, 208, 270, 36; 435/283.1, 298.1, 305.1; 422/562; 53/468, 505  
CPC ..... A47F 1/08; B65G 59/06; C12M 23/08; C12M 23/10; G07F 13/10; G01N 35/028  
See application file for complete search history.

(56) **References Cited**

**U.S. PATENT DOCUMENTS**

3,198,713 A *	8/1965	McCormick .....	C12M 23/38 206/509
4,170,861 A *	10/1979	Snyder .....	B65B 7/2807 53/109
4,468,914 A *	9/1984	Pestes .....	C12M 23/10 141/102

\* cited by examiner

*Primary Examiner* — Susan B Hattan

*Assistant Examiner* — Rebecca Tsehaye

(74) *Attorney, Agent, or Firm* — Jonathan A. Kidney;  
CKR Law LLP

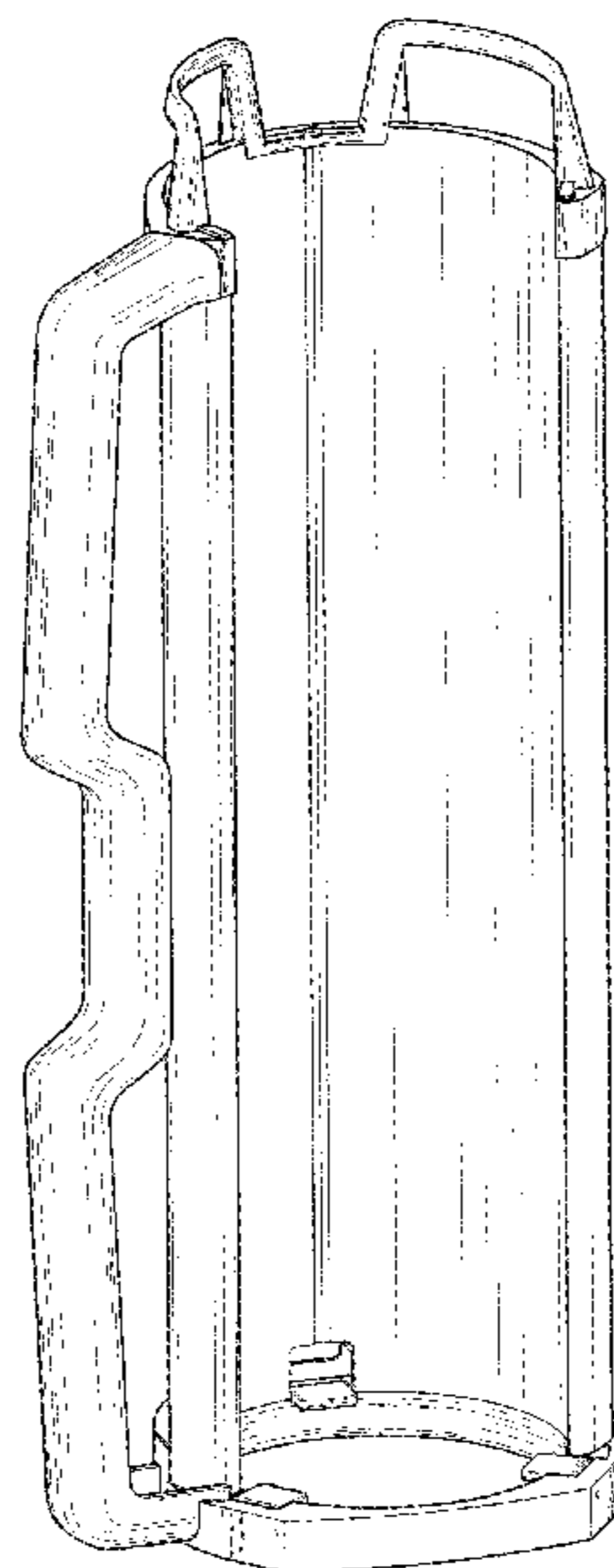
(57) **CLAIM**

The ornamental design for a single output stack for petri dishes, as shown and described.

**DESCRIPTION**

FIG. 1 is a right side perspective view of a single output stack for petri dishes showing our new design; FIG. 2 is a rotated right side perspective view thereof; FIG. 3 is a left plane side view thereof; FIG. 4 is a left side perspective view thereof; FIG. 5 is a rotated left side perspective view thereof; FIG. 6 is a bottom plane view thereof; and, FIG. 7 is a top plane perspective view thereof. The broken lines depict parts of the single output stack for petri dishes that form no part of the claimed design.

**1 Claim, 7 Drawing Sheets**



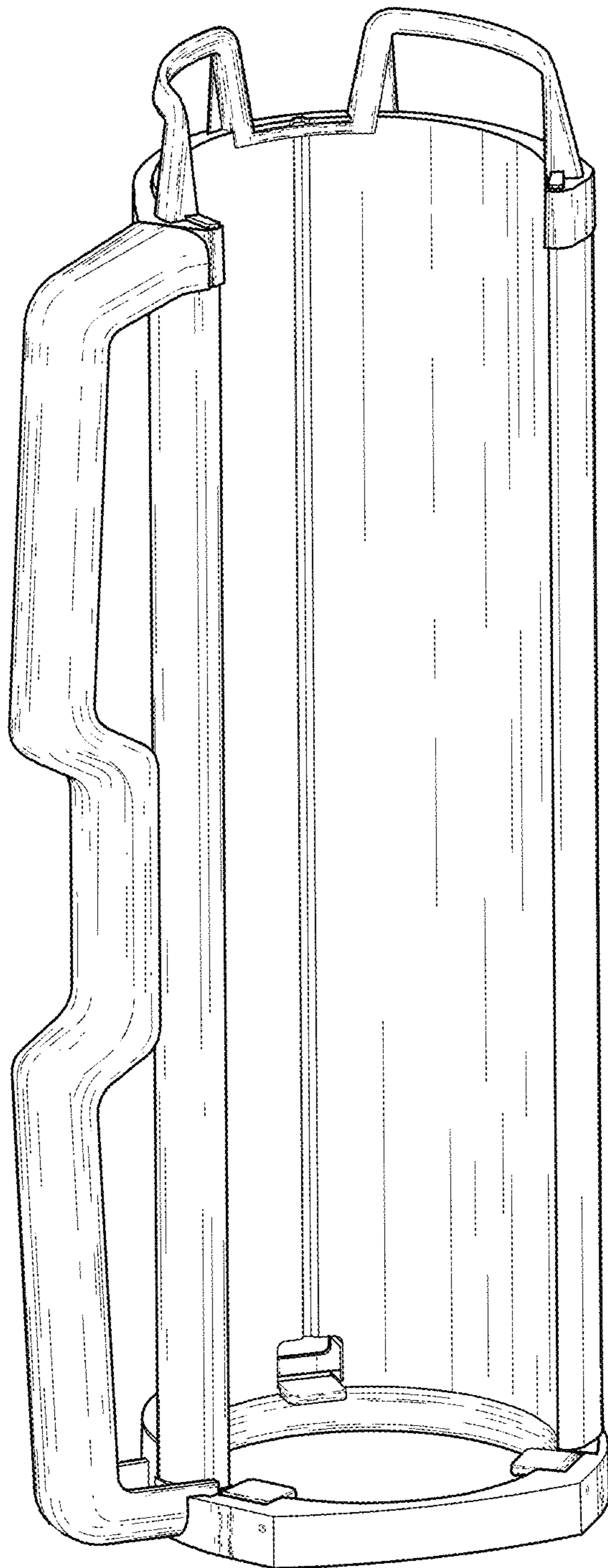


FIG. 1

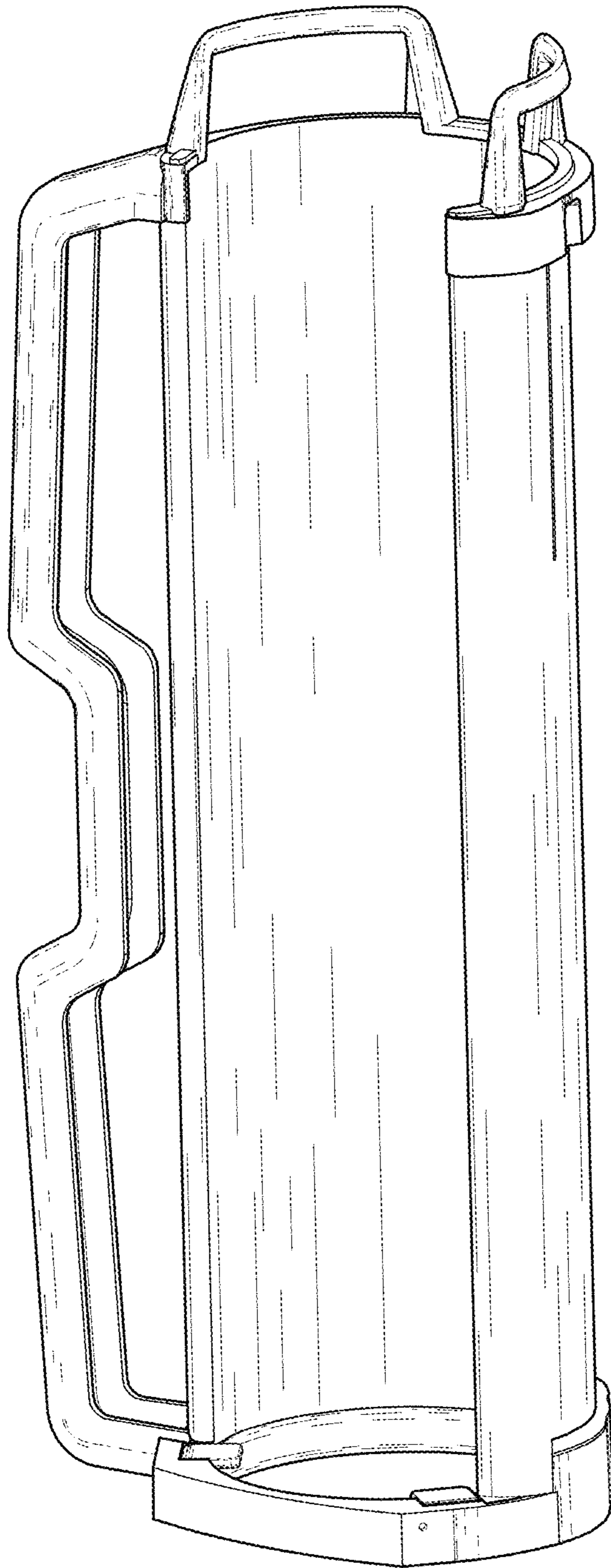


FIG. 2

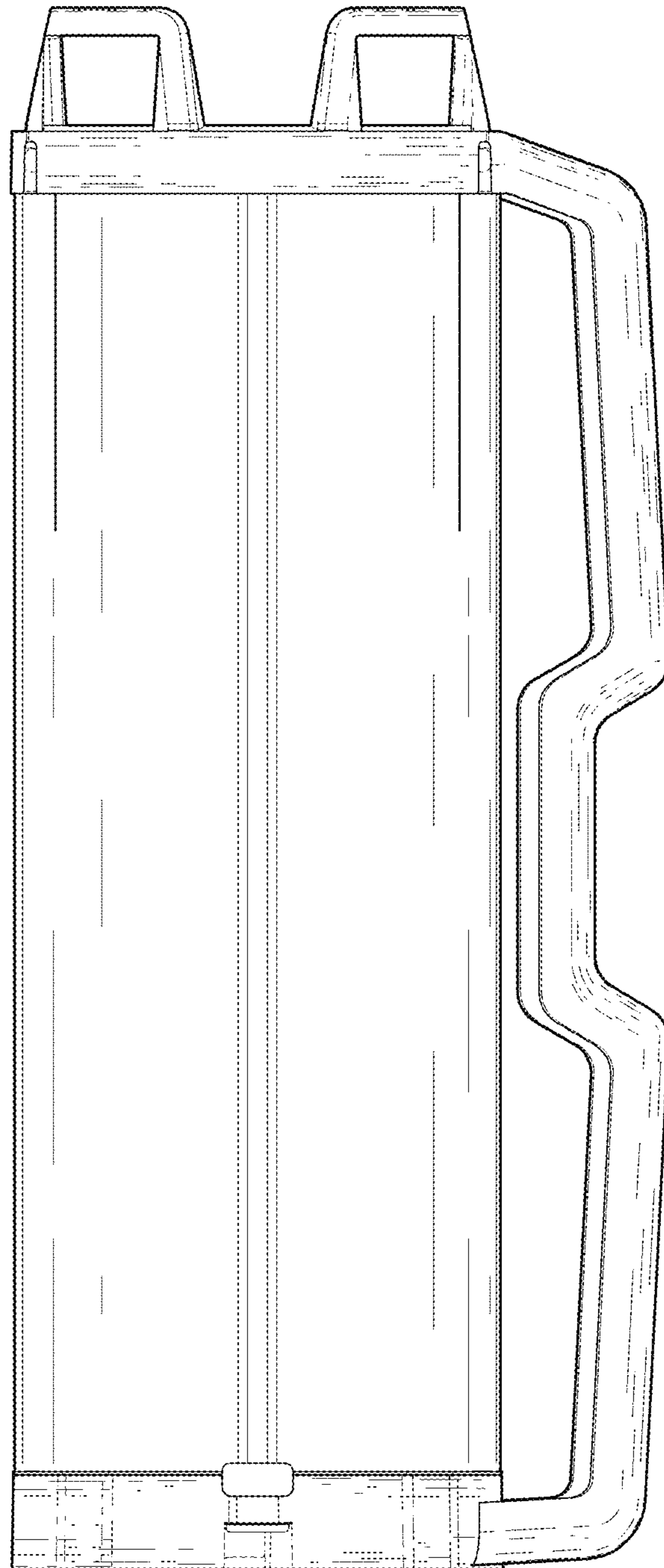


FIG. 3



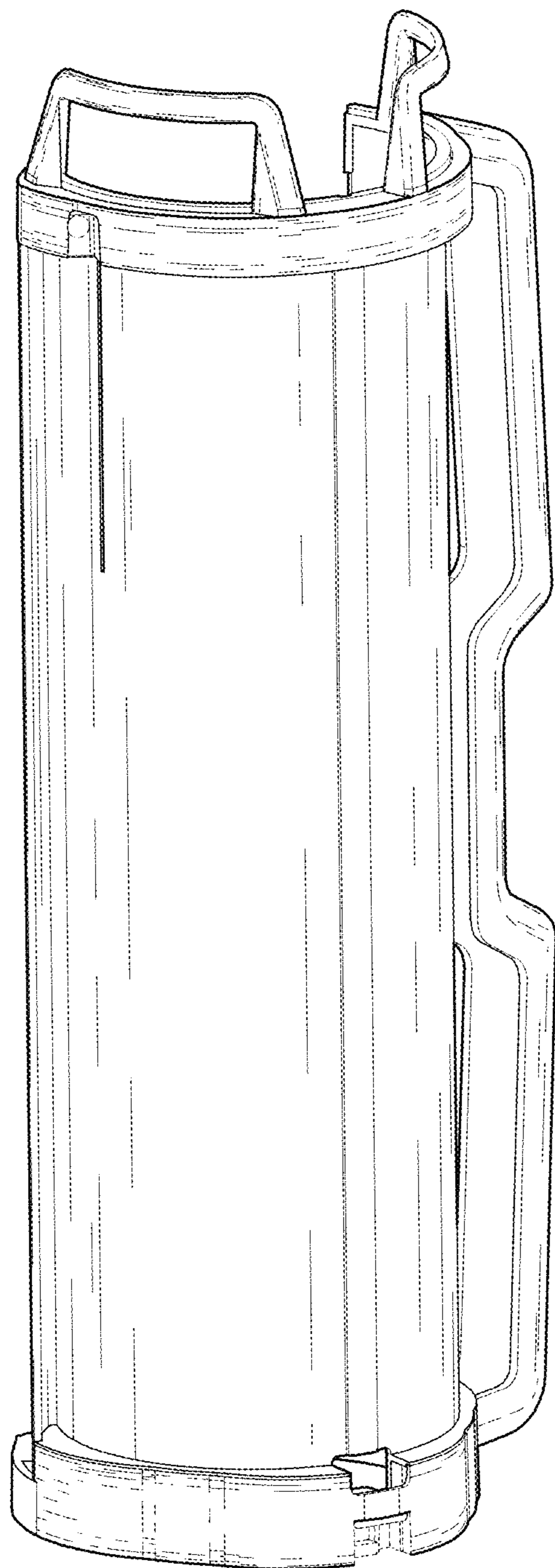


FIG. 4

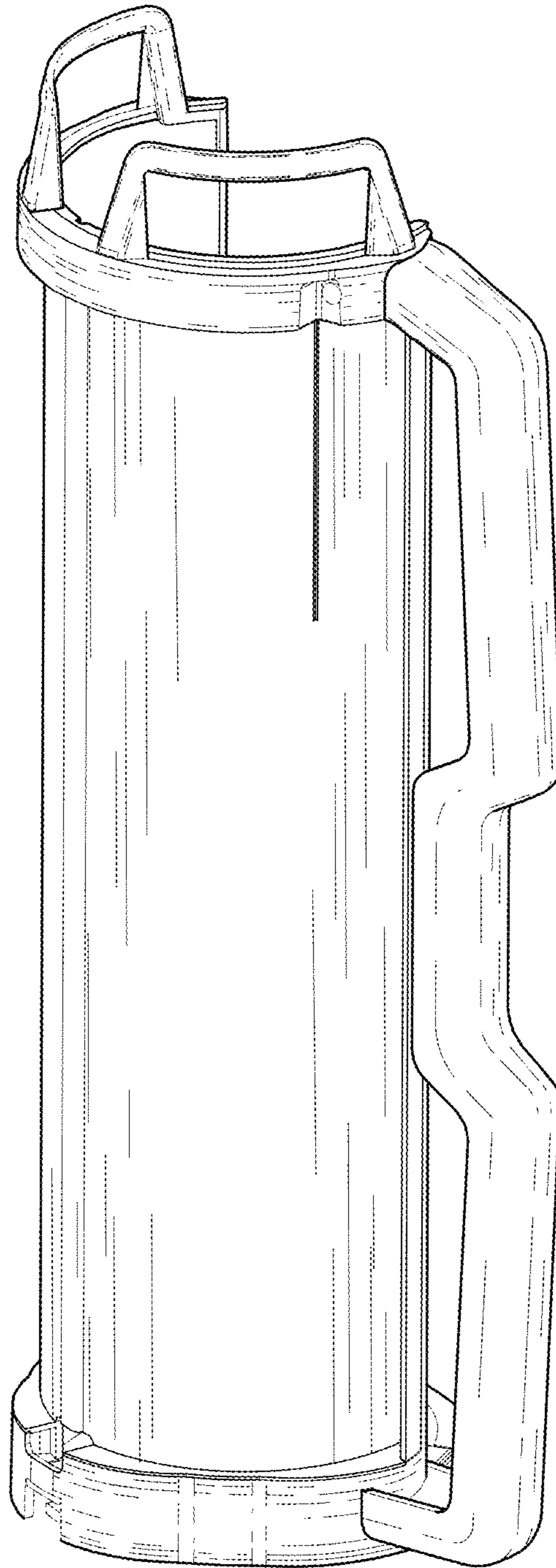


FIG. 5

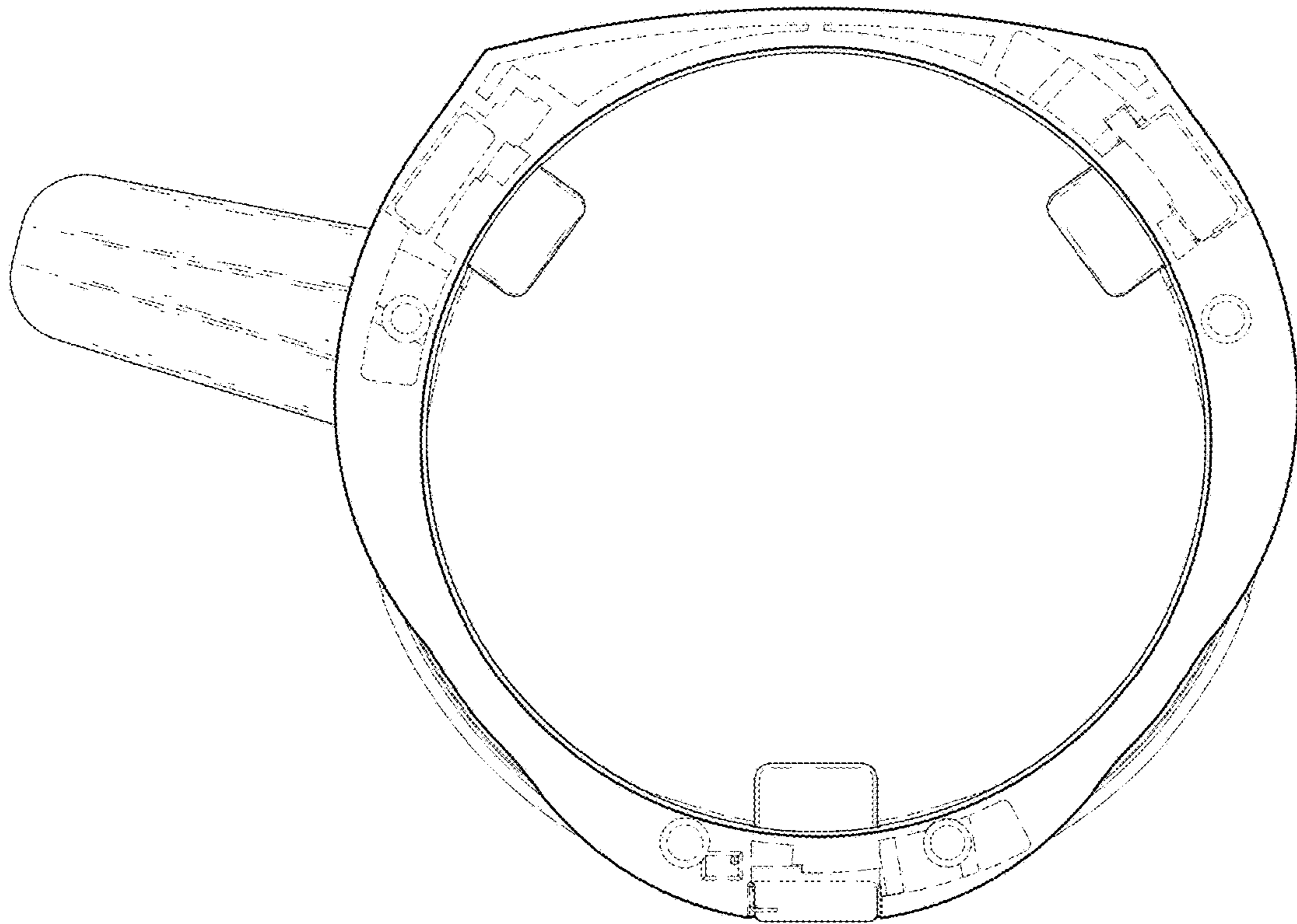


FIG. 6

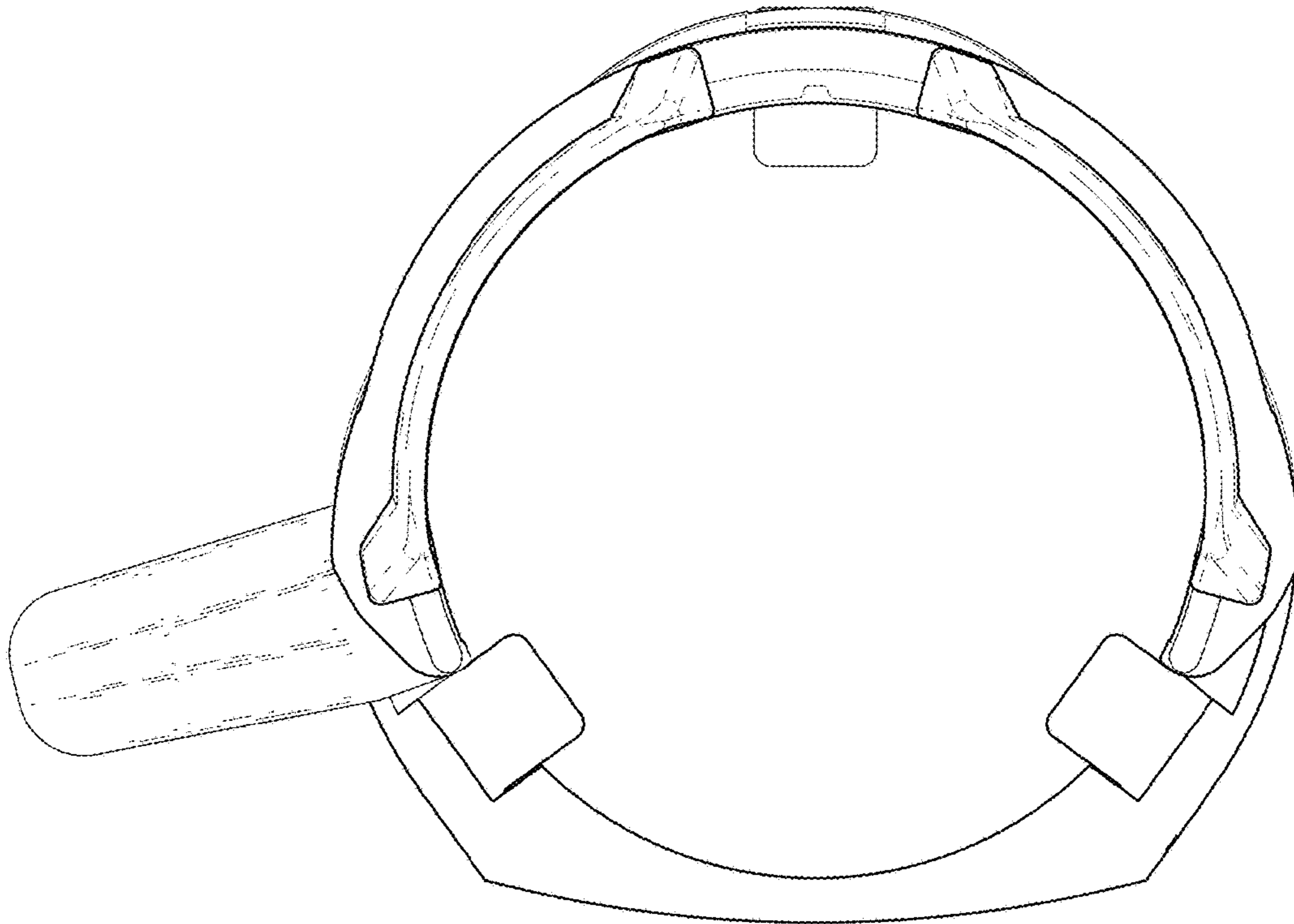


FIG. 7