



US00D829922S

(12) **United States Design Patent** (10) **Patent No.:** **US D829,922 S**
Sedic (45) **Date of Patent:** **** Oct. 2, 2018**

(54) **VAGINAL REJUVENATION DEVICE**

(71) Applicant: **Filip Sedic**, Shanghai (CN)

(72) Inventor: **Filip Sedic**, Shanghai (CN)

(**) Term: **15 Years**

(21) Appl. No.: **29/603,792**

(22) Filed: **May 12, 2017**

(51) **LOC (11) Cl.** **28-03**

(52) **U.S. Cl.**
USPC **D24/215**

(58) **Field of Classification Search**
USPC .. 601/15, 18, 19, 27, 28-32, 46, 47, 48, 52,
601/99, 112, 113, 118, 135, 137, DIG. 12,
601/DIG. 14, DIG. 15, DIG. 16, DIG. 17;
D24/141, 200, 211, 212, 213, 214, 215;
600/38
CPC A61H 19/34; A61H 19/40; A61H 19/44;
A61H 19/50; A61H 2201/1645
See application file for complete search history.

(56) **References Cited**

U.S. PATENT DOCUMENTS

6,741,895	B1	5/2004	Gafni et al.	
D605,779	S *	12/2009	Murison	D24/215
7,815,582	B2	10/2010	Imboden et al.	
D652,942	S *	1/2012	Murison	D24/215
D681,224	S *	4/2013	Chen	D24/215
D685,492	S *	7/2013	Chen	D24/215
D688,381	S *	8/2013	Marshall	D24/215
D700,347	S *	2/2014	Sedic	D24/215
D712,059	S *	8/2014	Sedic	D24/215
8,801,600	B2	8/2014	Zipper	
D714,953	S *	10/2014	Marshall	D24/215
8,961,511	B2	2/2015	Parmer	
9,017,391	B2	4/2015	McDaniel	
D732,683	S *	6/2015	Zhang	D24/215
D738,520	S *	9/2015	Lv	D24/211
D742,535	S *	11/2015	Wu	D24/215

9,192,780	B2	11/2015	McDaniel	
D764,056	S *	8/2016	Sedic	D24/141
D795,445	S *	8/2017	Marshall	D24/215
D795,446	S *	8/2017	Marshall	D24/215
9,737,458	B1 *	8/2017	Olivares	A61H 23/02
2008/0009775	A1 *	1/2008	Murison	A61H 19/34 601/46
2008/0065003	A1	3/2008	Neuberger et al.	
2009/0232755	A1	9/2009	Baumann	
2009/0319008	A1	12/2009	Mayer	
2013/0030507	A1	1/2013	Mayer	
2013/0085047	A1	4/2013	Bloch	
2013/0261385	A1	10/2013	Zipper	
2014/0148878	A1	5/2014	Khatri	

(Continued)

FOREIGN PATENT DOCUMENTS

CN	103211651	4/2013
WO	WO2015070242	5/2015

Primary Examiner — Cynthia Ramirez

Assistant Examiner — Michael A Maharajh

(74) *Attorney, Agent, or Firm* — Evan Feldstein

(57) **CLAIM**

I claim the ornamental design for a vaginal rejuvenation device, as shown and described.

DESCRIPTION

FIG. 1 is a perspective view of a vaginal rejuvenation device showing my new design.

FIG. 2 is a bottom view thereof.

FIG. 3 is a top view thereof.

FIG. 4 is a left side view thereof.

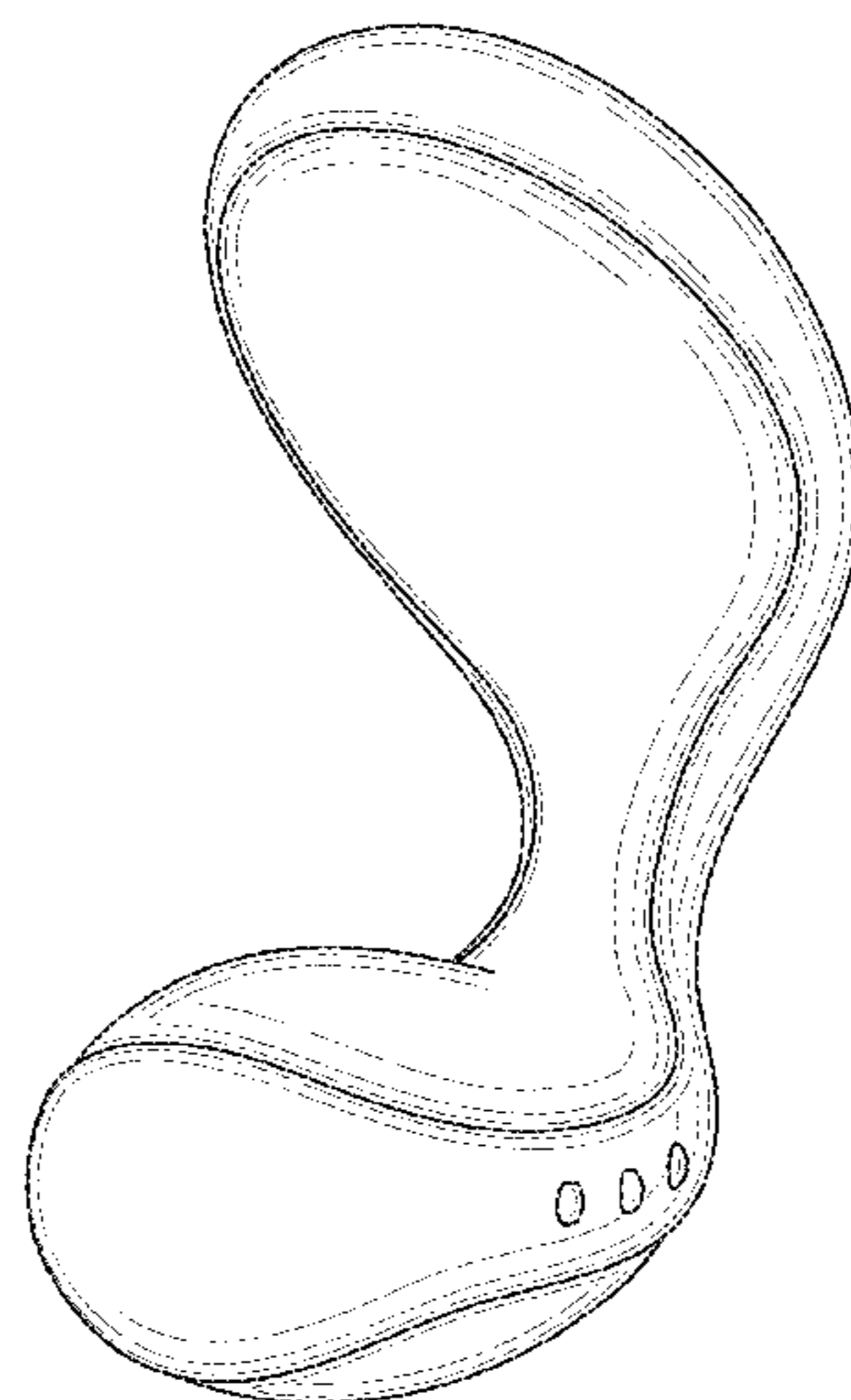
FIG. 5 is a right side view thereof.

FIG. 6 is a rear view thereof; and,

FIG. 7 is a front view thereof.

The broken lines are directed to environment and are for illustrative purposes only; the broken lines form no part of the claimed design.

1 Claim, 7 Drawing Sheets



(56)

References Cited

U.S. PATENT DOCUMENTS

2014/0228629	A1 *	8/2014	Baetica	A61H 19/34 600/38
2014/0303693	A1	10/2014	Haarlander et al.	
2014/0343540	A1	11/2014	Femopase	
2015/0133832	A1	5/2015	Courtion et al.	
2015/0231024	A1 *	8/2015	Sedic	A61H 19/50 601/46
2016/0000642	A1	1/2016	Zipper	
2016/0045392	A1 *	2/2016	Massey	A61H 23/02 601/46
2016/0059034	A1	3/2016	Klang	
2016/0129278	A1	5/2016	Mayer	
2017/0028213	A1	2/2017	Courtion et al.	

* cited by examiner

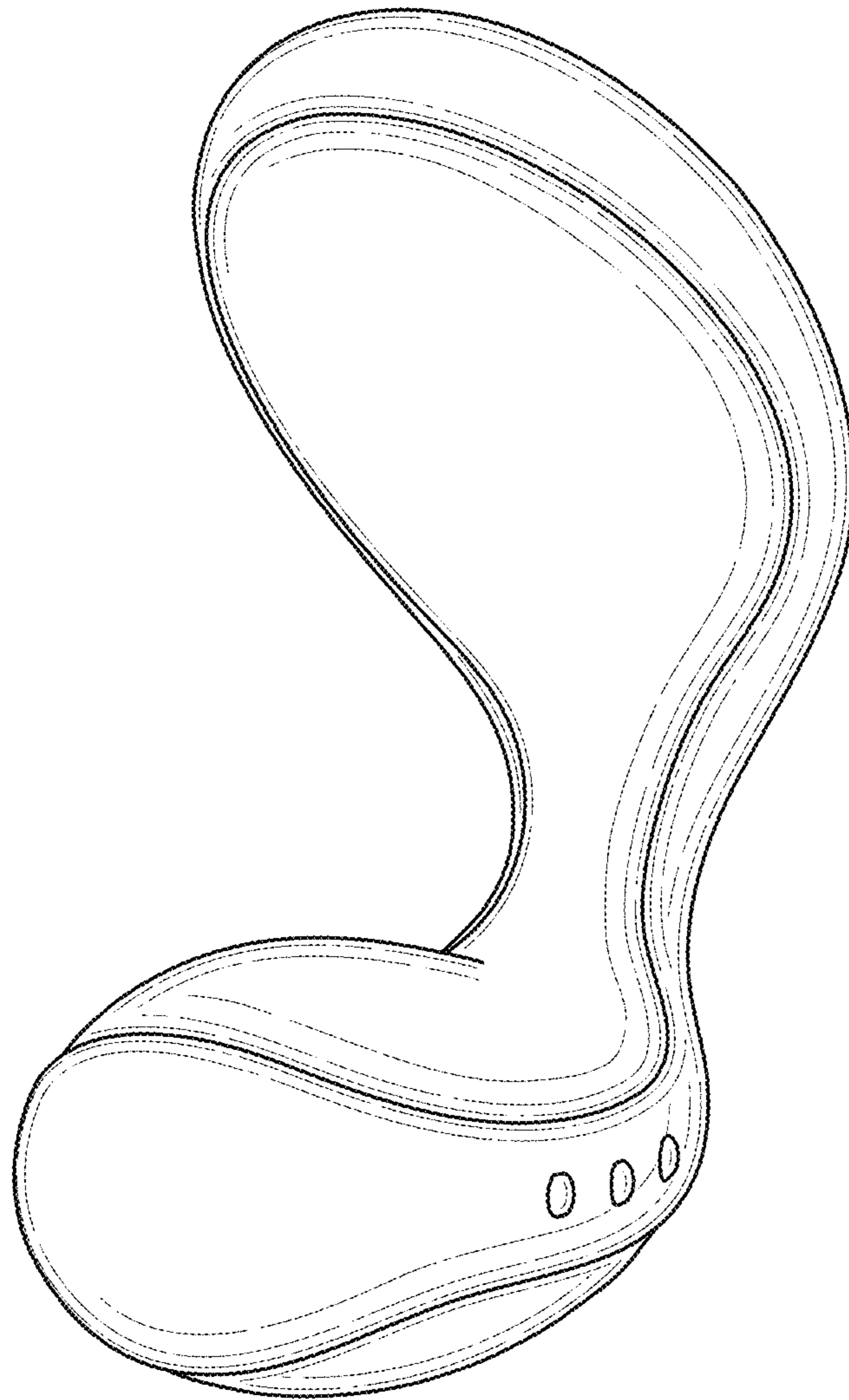


FIG. 1

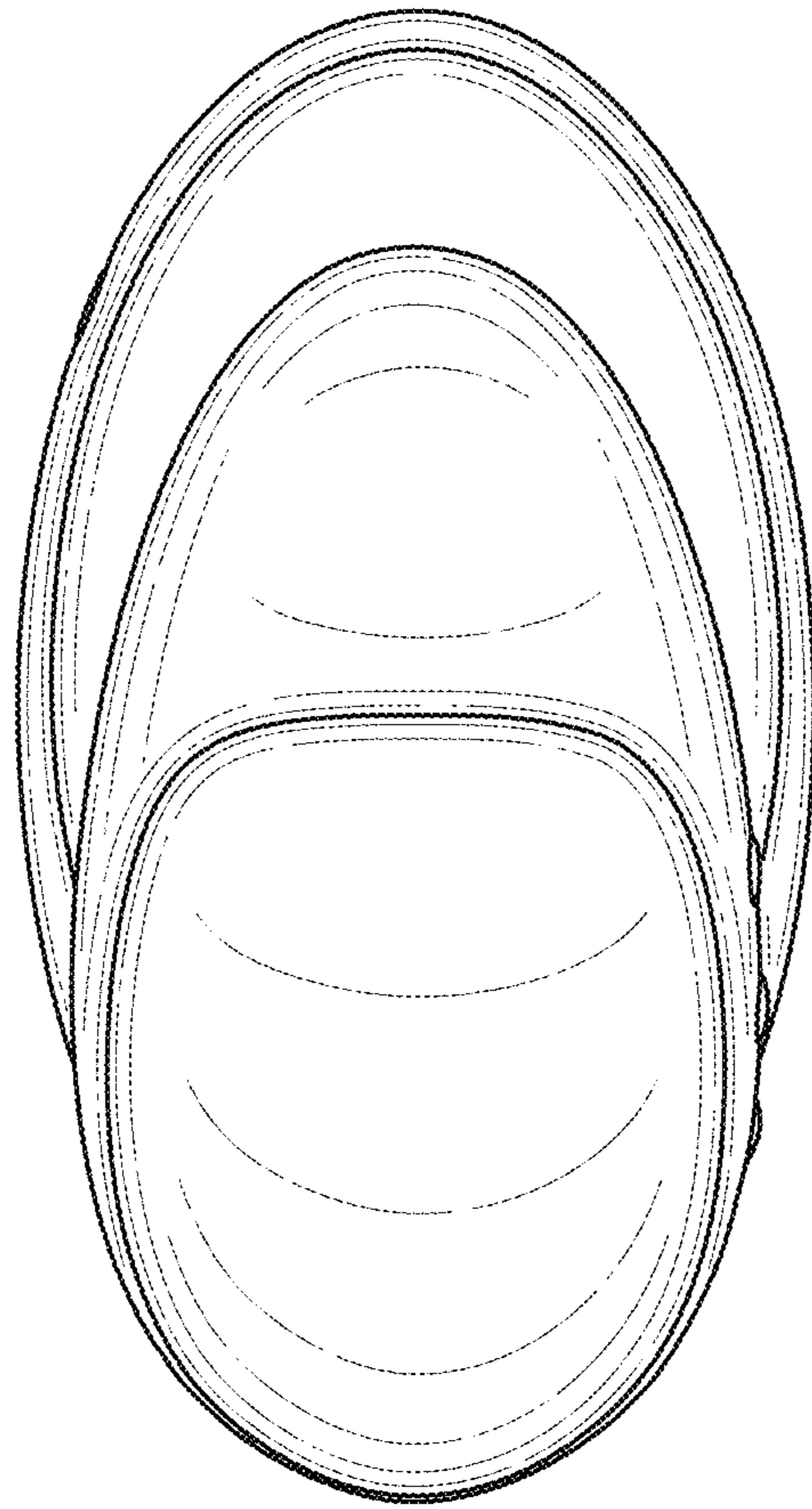


FIG. 2

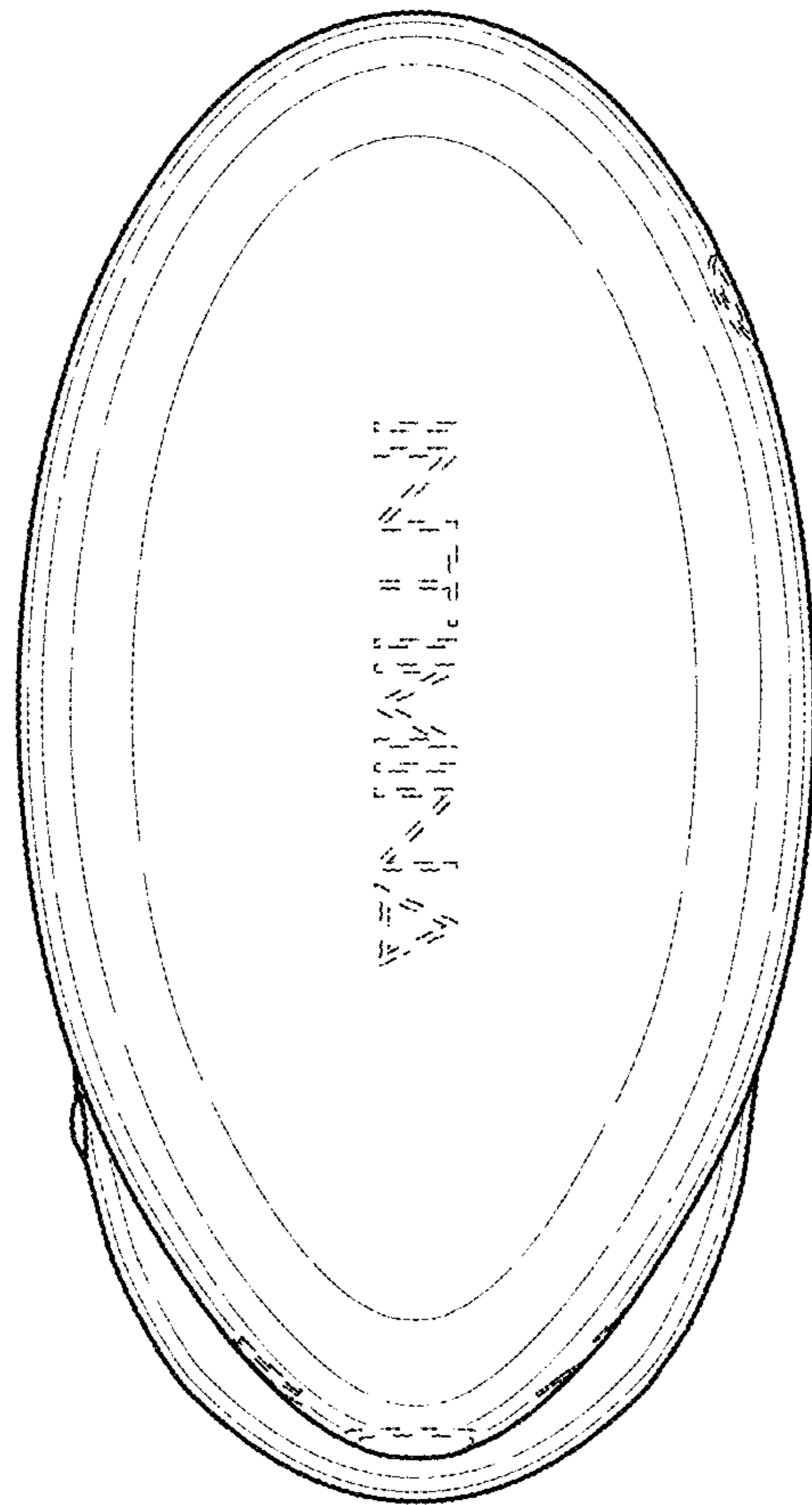


FIG. 3

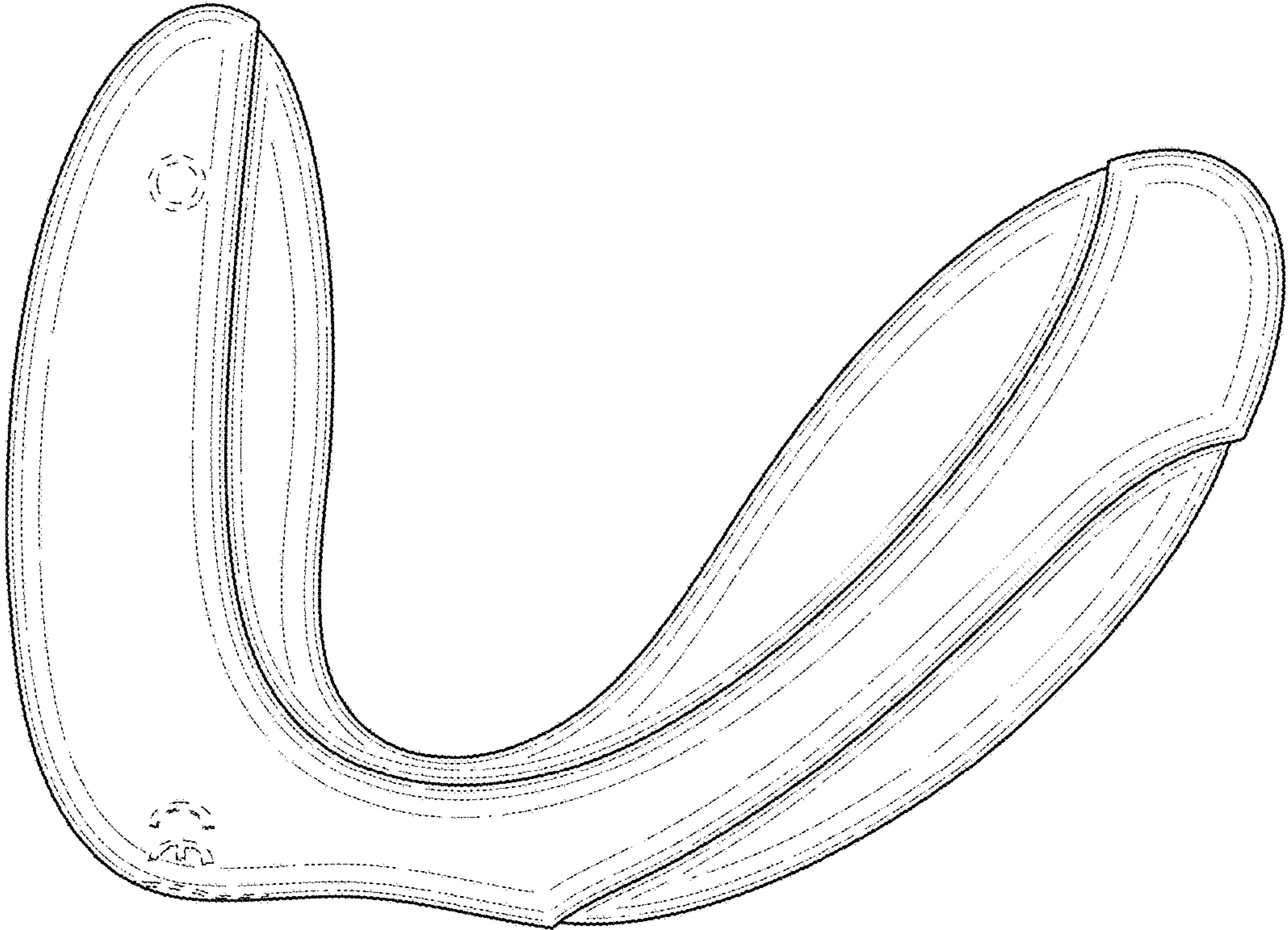


FIG. 4

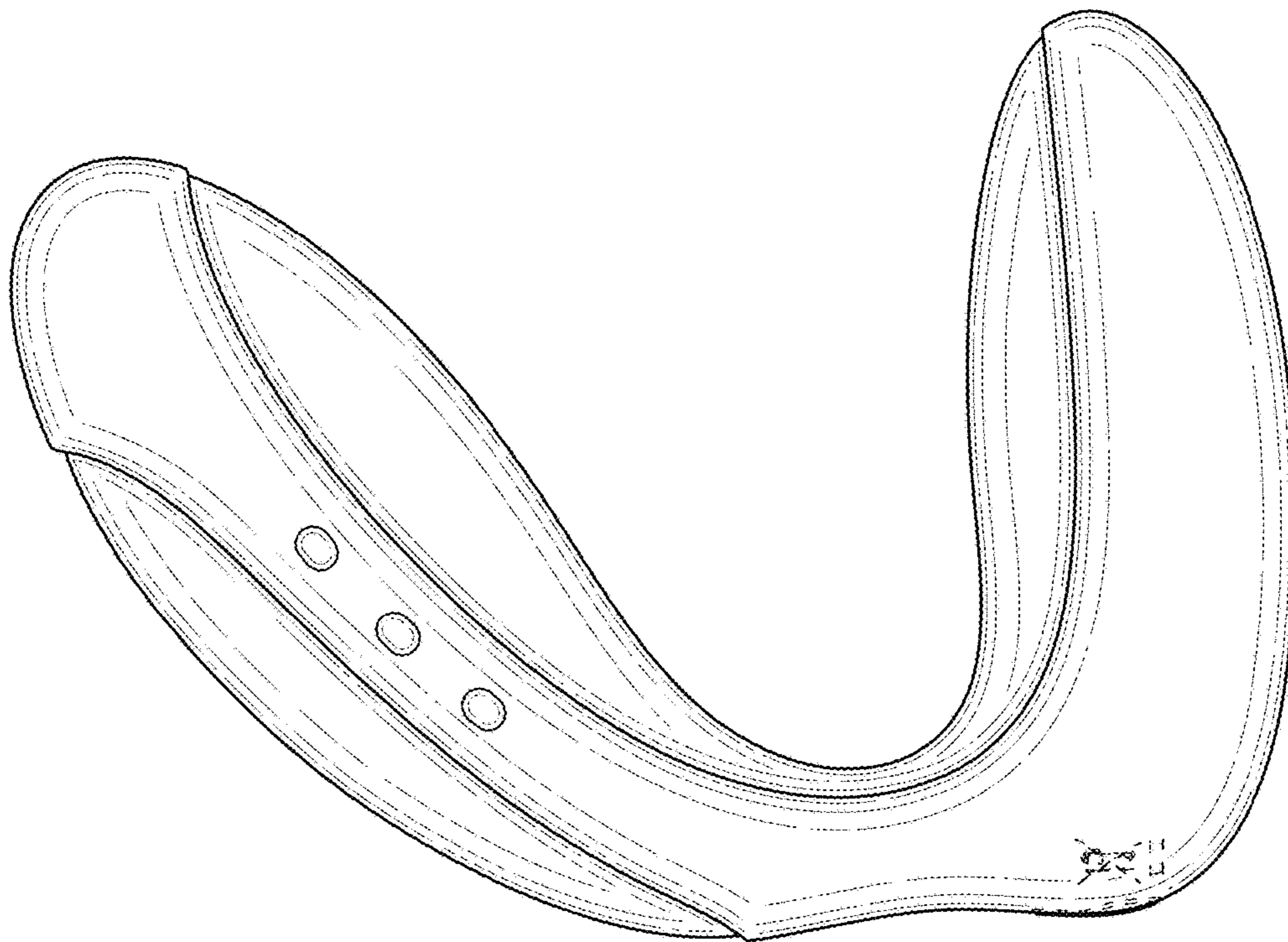


FIG. 5

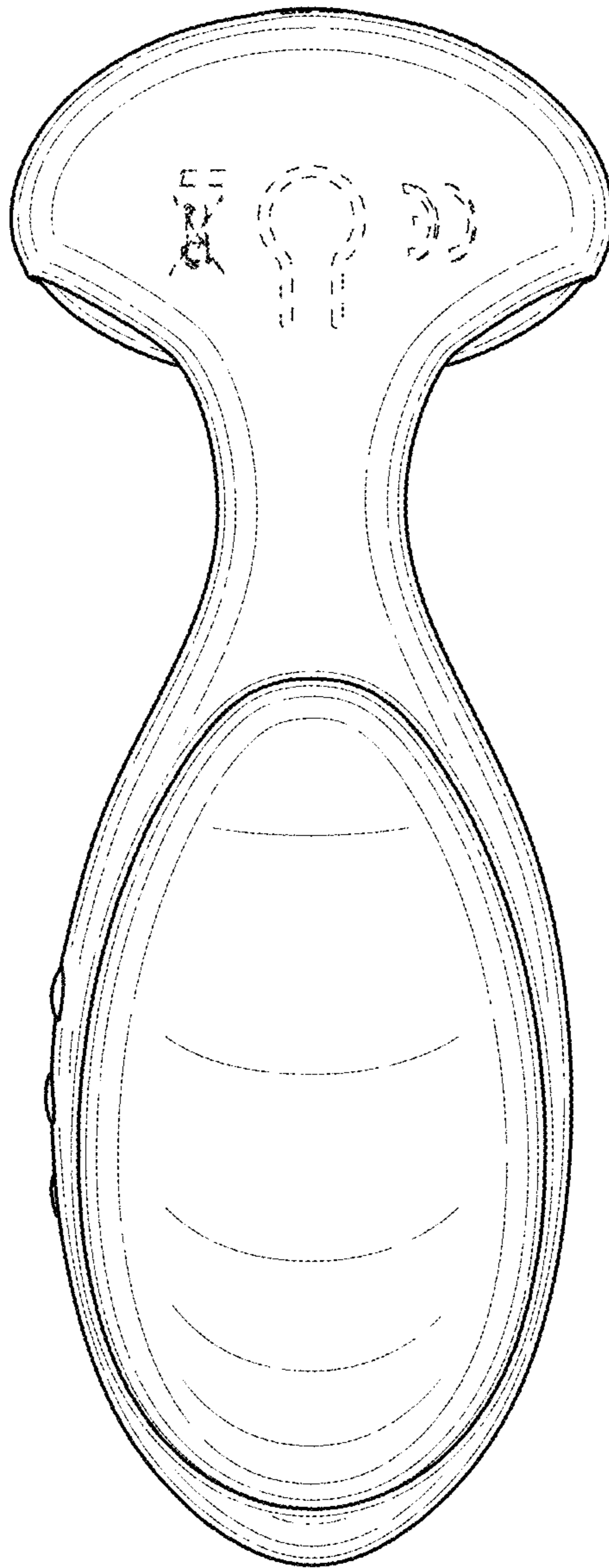


FIG. 6

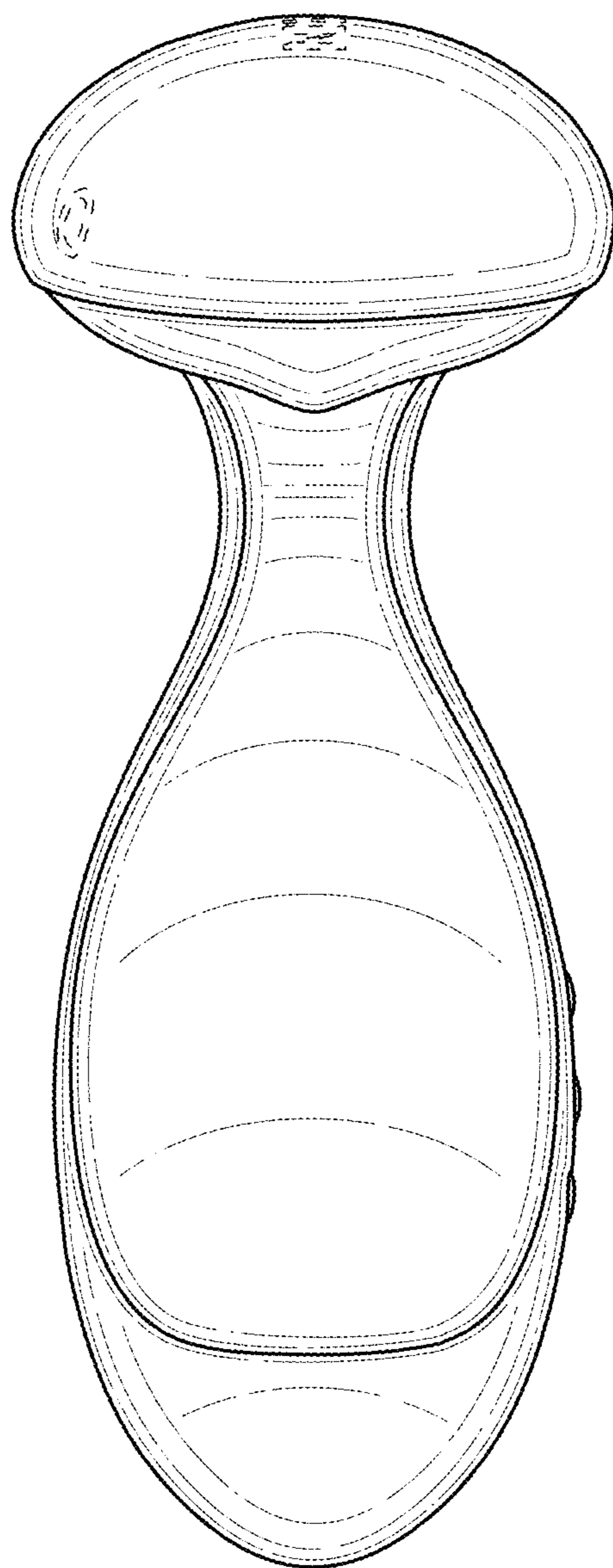


FIG. 7