



US00D829905S

(12) **United States Design Patent** (10) **Patent No.:** **US D829,905 S**
Buell et al. (45) **Date of Patent:** **** *Oct. 2, 2018**

- (54) **APPLICATOR WITH TELESCOPING PLUNGER**
- (71) Applicant: **Edgewell Personal Care Brands, LLC**, Chesterfield, MO (US)
- (72) Inventors: **Sezen Buell**, Waldwick, NJ (US); **Robert F Rosasco, III**, Woodbridge, CT (US)
- (73) Assignee: **Edgewell Personal Care Brands, LLC**, Chesterfield, MO (US)
- (*) Notice: This patent is subject to a terminal disclaimer.
- (**) Term: **15 Years**
- (21) Appl. No.: **29/571,839**
- (22) Filed: **Jul. 22, 2016**
- (51) **LOC (11) Cl.** **24-02**
- (52) **U.S. Cl.**
USPC **D24/141**
- (58) **Field of Classification Search**
USPC D24/114, 130, 133, 135; D9/552, 556, D9/557; 604/11-18, 206, 363, 904
CPC A61B 1/00; A61B 1/31; A61B 1/00154; A61F 13/20; A61F 13/26; A61F 13/263; A61F 13/266; A61F 13/2051; A61F 13/2097; A61F 13/2077; A61F 13/55185
See application file for complete search history.

(56) **References Cited**

U.S. PATENT DOCUMENTS

D492,033 S *	6/2004	Jarmon	D24/141
D512,142 S *	11/2005	Weber	D24/141
D515,212 S *	2/2006	Edgett	D24/141
D517,691 S *	3/2006	Turchi	D24/141
D517,692 S *	3/2006	Weber	D24/141

D559,983 S *	1/2008	Edgett	D24/141
D572,362 S *	7/2008	Edgett	D24/141
D602,587 S *	10/2009	Edgett	D24/141
D612,940 S *	3/2010	Edgett	D24/141
7,727,208 B2 *	6/2010	Lemay	A61F 13/26 604/11
D626,650 S *	11/2010	Edgett	D24/141
D664,656 S *	7/2012	Avigdor	D24/141
8,337,478 B2 *	12/2012	Lemay	A61F 13/26 604/11
D755,380 S *	5/2016	De Soto-Burt	D24/141
D756,518 S *	5/2016	Bischoff	D24/141
D772,409 S *	11/2016	Buell	D24/141
D792,591 S *	7/2017	De Soto-Burt	D24/141
2004/0054317 A1 *	3/2004	Lemay	A61F 13/26 604/15
2010/0204636 A1 *	8/2010	Lemay	A61F 13/26 604/15

(Continued)

Primary Examiner — Wan Laymon

Assistant Examiner — Clint A Samuel

(74) *Attorney, Agent, or Firm* — Edgewell Personal Care Brands, LLC

(57) **CLAIM**

We claim the ornamental design for an applicator with telescoping plunger, as shown and described.

DESCRIPTION

FIG. 1 is a front perspective view of the applicator with telescoping plunger where the plunger is in an extended position.

FIG. 2 is a front view of FIG. 1.

FIG. 3 is a right side view of FIG. 2.

FIG. 4 is a back side view of FIG. 2.

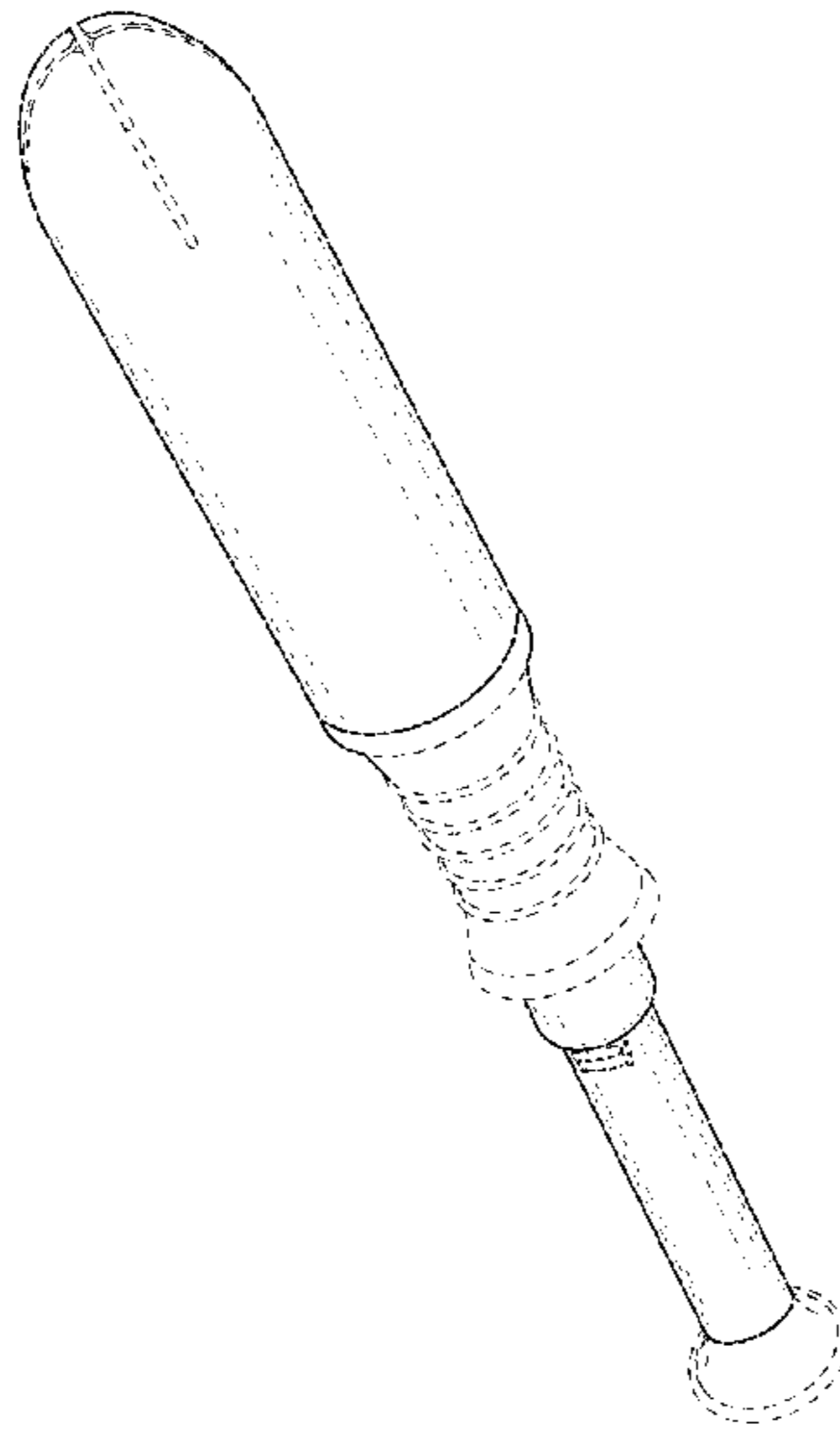
FIG. 5 is a left side view of FIG. 2.

FIG. 6 is a top view thereof; and,

FIG. 7 is a bottom view thereof.

The broken lines in the figures depict environmental subject matter only and form no part of the claimed design.

1 Claim, 3 Drawing Sheets



(56)

References Cited

U.S. PATENT DOCUMENTS

2013/0066254 A1* 3/2013 LeMay A61F 13/26
604/15
2013/0331763 A1* 12/2013 Ito A61F 13/266
604/11
2014/0046239 A1* 2/2014 Taniguchi A61F 13/26
604/11
2014/0052048 A1* 2/2014 Taniguchi A61F 13/26
604/15
2014/0088485 A1* 3/2014 Ito A61F 13/34
604/15
2015/0105711 A1* 4/2015 LeMay A61F 13/26
604/15

* cited by examiner

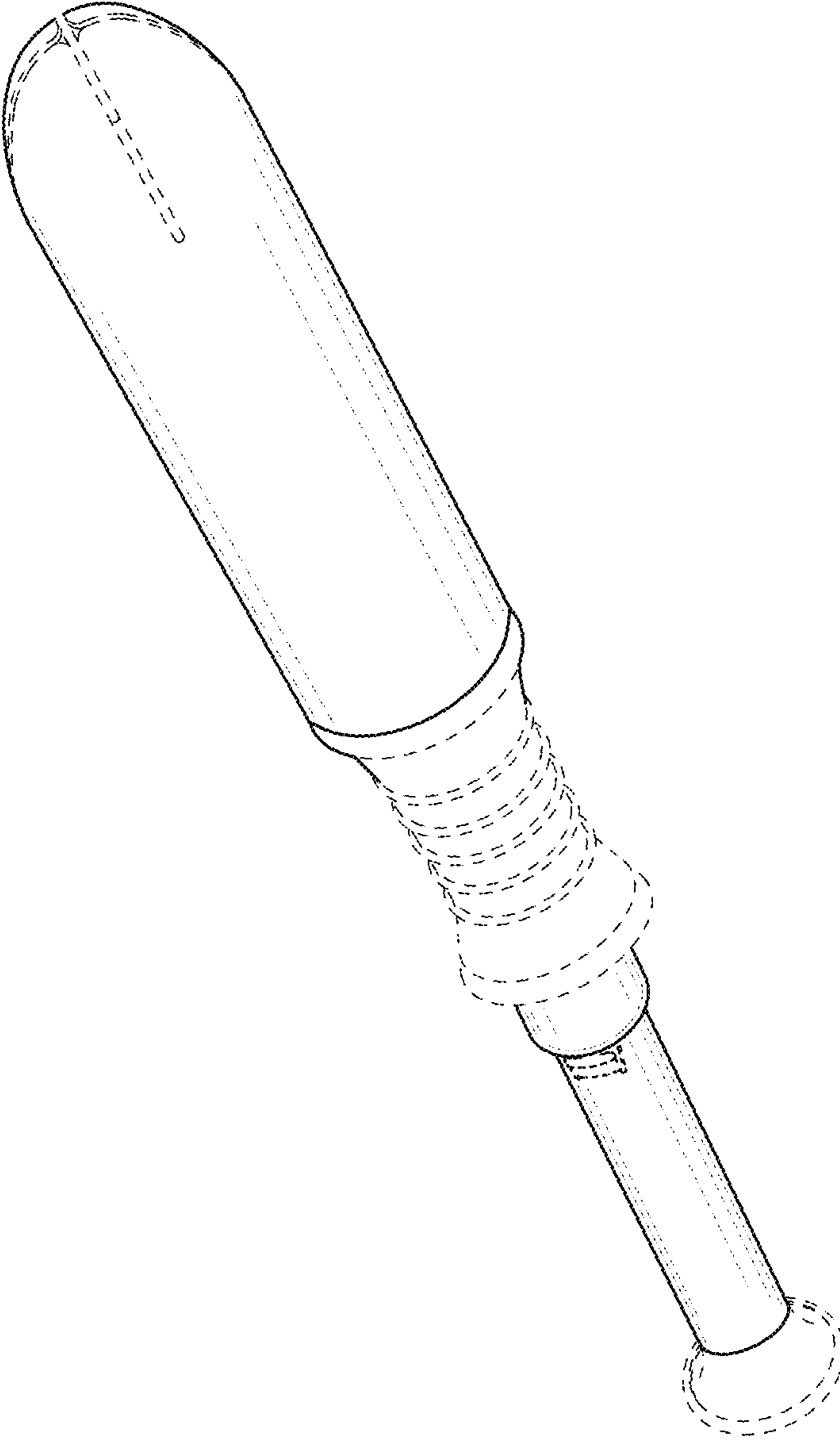


FIG. 1

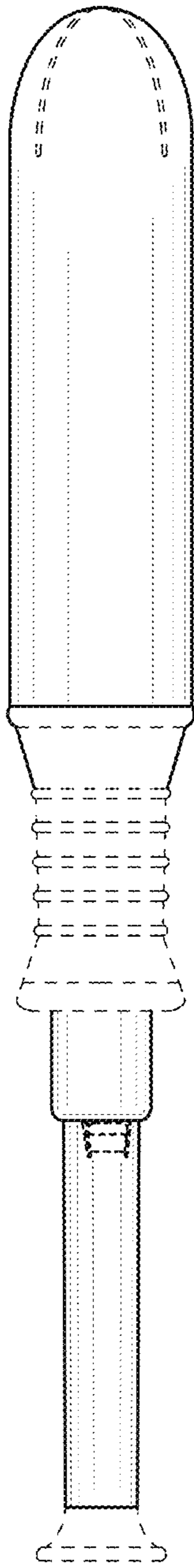


FIG. 2

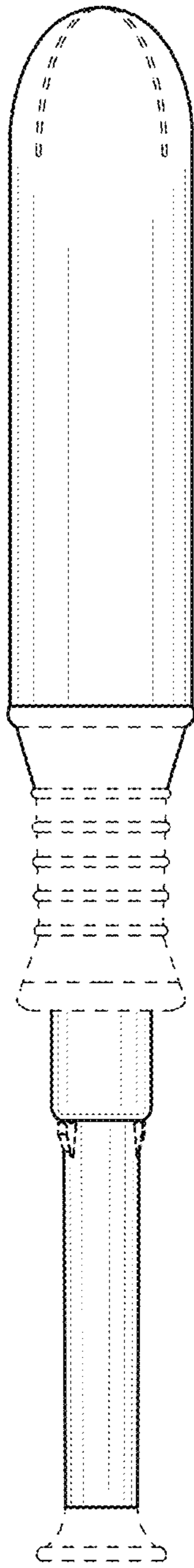


FIG. 3

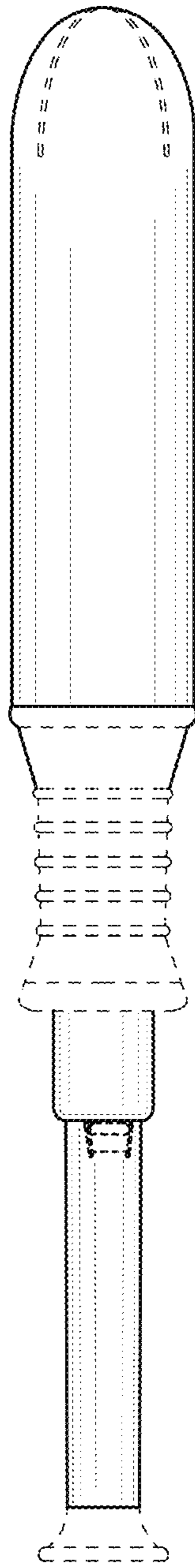


FIG. 4

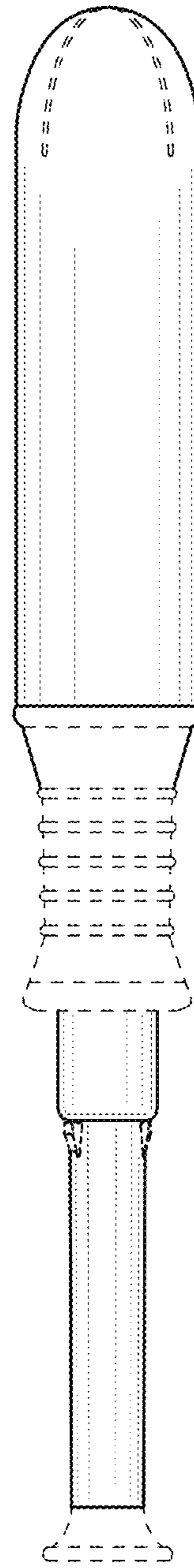


FIG. 5

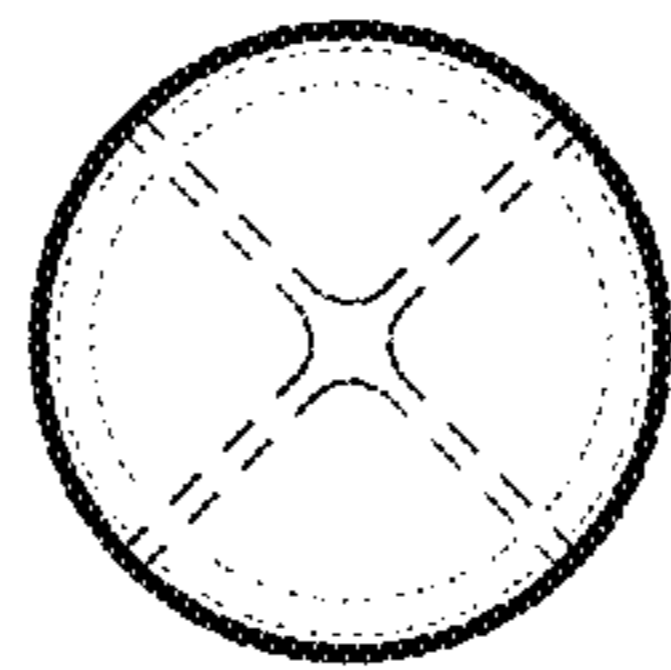


FIG. 6

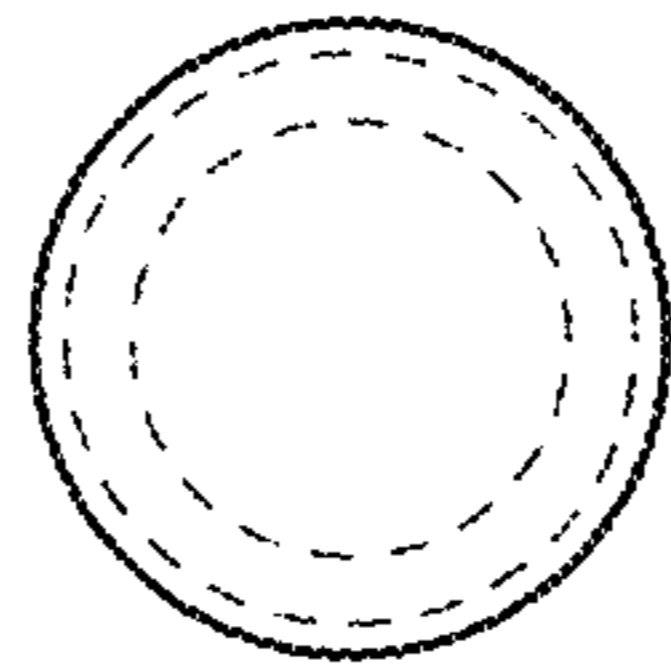


FIG. 7