



US00D829899S

(12) **United States Design Patent**
Wallis et al.

(10) **Patent No.:** **US D829,899 S**
(45) **Date of Patent:** **** Oct. 2, 2018**

(54) **TONGUE DEPRESSOR BLADE**

FOREIGN PATENT DOCUMENTS

(71) Applicant: **Throat Scope Pty Ltd**, Redhead, New South Wales (AU)

AU WO 2012021937 A1 * 2/2012 A61B 13/00
CN 201091588 7/2008

(72) Inventors: **Huw Umberto Wallis**, Redhead (AU);
Jennifer Louise Holland, Redhead (AU);
Alison Ruth Norcott, Redhead (AU)

OTHER PUBLICATIONS

YouTube. <URL: <https://www.youtube.com/watch?v=xPaAP6AFIE8>>. May 7, 2015. Throat Scope tongue depressor.*

(73) Assignee: **THROAT SCOPE PTY LTD**, Redhead (AU)

(Continued)

(**) Term: **15 Years**

Primary Examiner — Bridget L Eland

Assistant Examiner — Lauren McVey

(21) Appl. No.: **29/546,328**

(74) *Attorney, Agent, or Firm* — Marsh Fischmann & Breyfogle LLP

(22) Filed: **Nov. 20, 2015**

(57) **CLAIM**

The ornamental design for a tongue depressor blade, as shown and described.

(30) **Foreign Application Priority Data**

May 20, 2015 (AU) 201512621

DESCRIPTION

(51) **LOC (11) Cl.** **24-02**

(52) **U.S. Cl.**
USPC **D24/136**

(58) **Field of Classification Search**
USPC D24/136, 135, 133, 186; D10/57, 58, 60,
D10/62

CPC . A61B 17/02; A61B 17/0206; A61B 17/0218;
A61B 5/01; A61B 1/24; A61B 13/00;
A61B 5/4552; G01K 5/22; G01K 13/00;
G01K 13/002; G01K 13/004; A61D 15/00

See application file for complete search history.

FIG. 1 is a side view of a tongue depressor blade, showing our new design, the second side view being a mirror image of the tongue depressor blade of FIG. 1;

FIG. 2 is a perspective view of the tongue depressor blade of FIG. 1;

FIG. 3 is a first end view of the tongue depressor blade of FIG. 1;

FIG. 4 is a second end view of the tongue depressor blade of FIG. 1; and,

FIG. 5 is a plan view of the tongue depressor blade of FIG. 1, the opposite plan view being a mirror image of the tongue depressor blade of FIG. 1.

The broken lines shown in the views are included for the purpose of illustrating portions of the tongue depressor blade that form no part of the claimed design. In addition, the unshaded surface in the FIG. 4 view between the solid line and broken line at the center forms no part of the claimed design.

(56) **References Cited**

U.S. PATENT DOCUMENTS

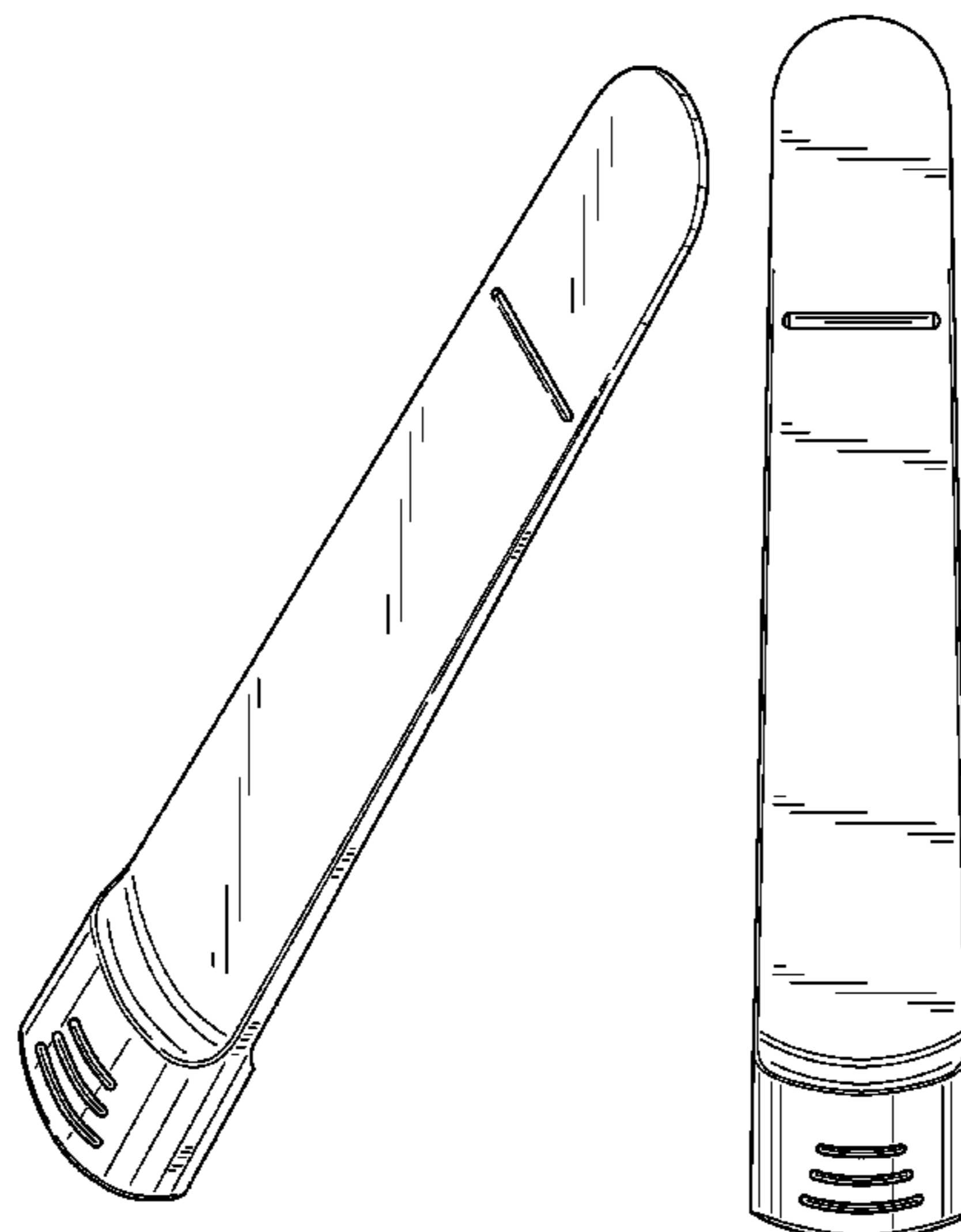
2,690,745 A * 10/1954 Govan A61B 1/24
600/241

3,349,764 A * 10/1967 Edinger A61B 1/24
362/109

3,916,881 A 11/1975 Heine

(Continued)

1 Claim, 5 Drawing Sheets



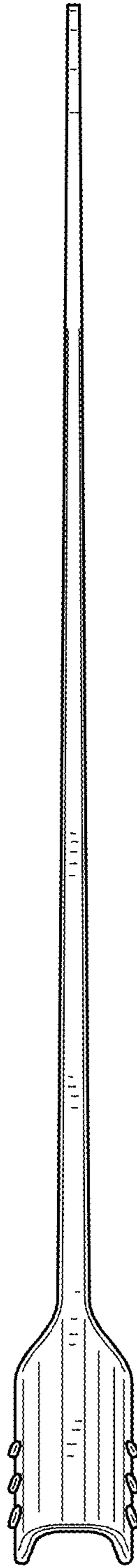


FIG.1

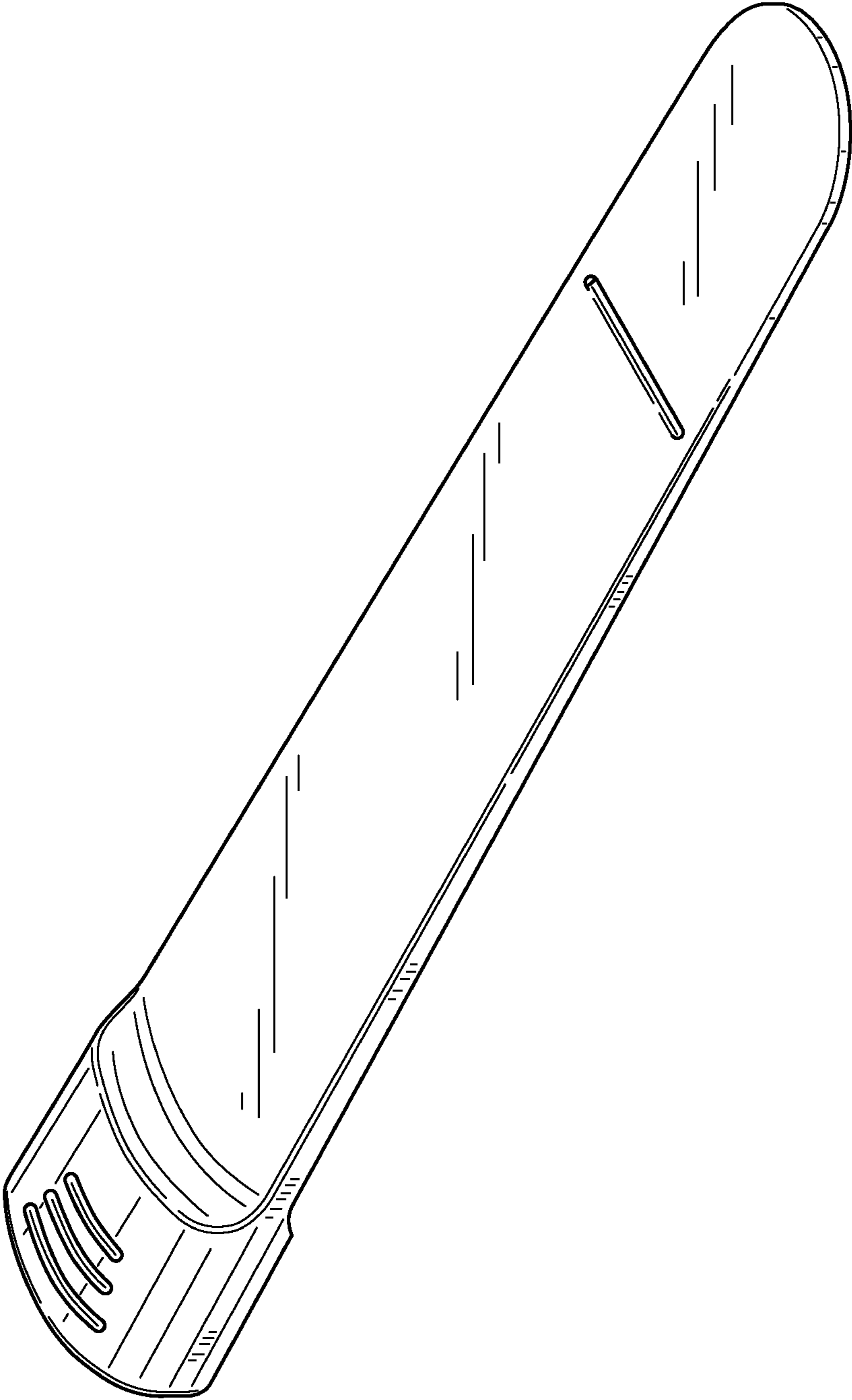


FIG.2

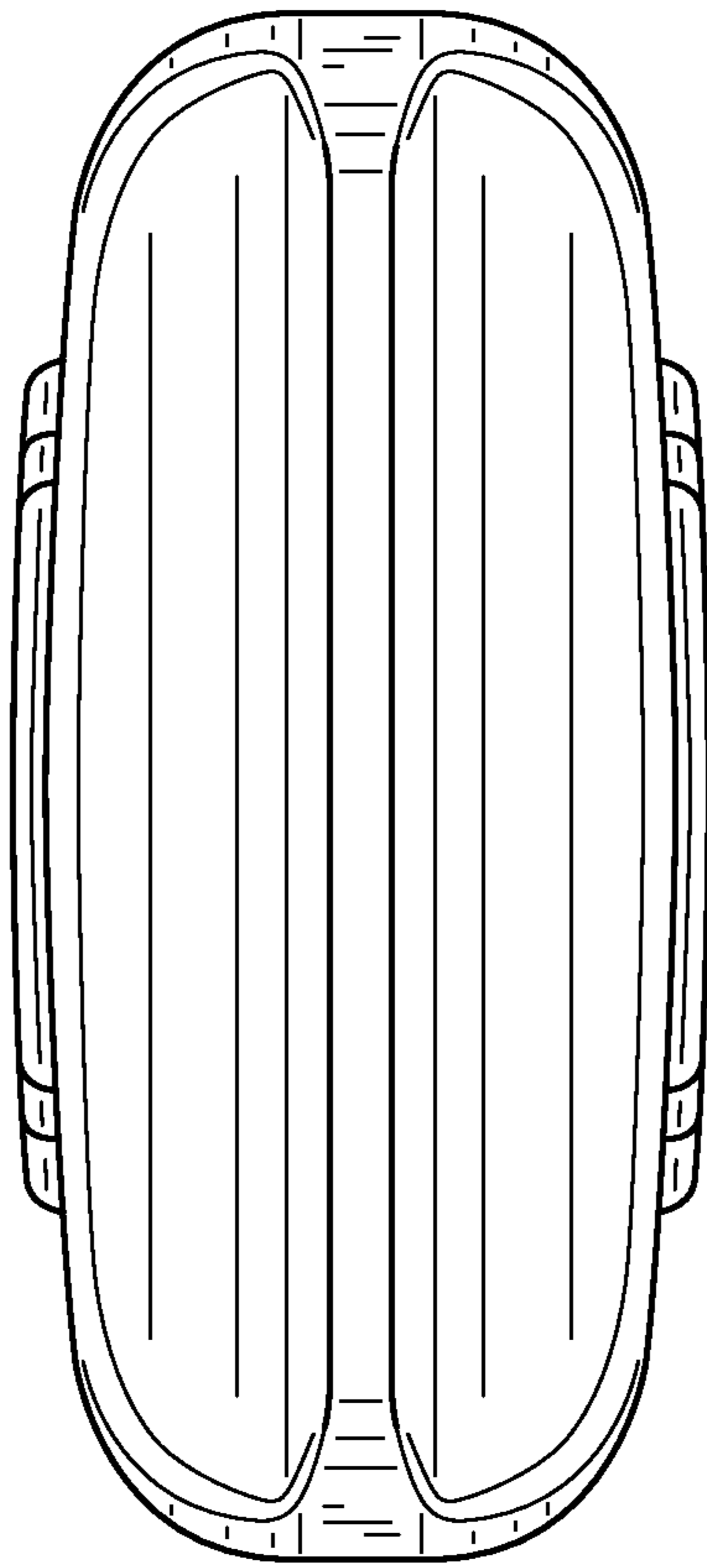


FIG.3

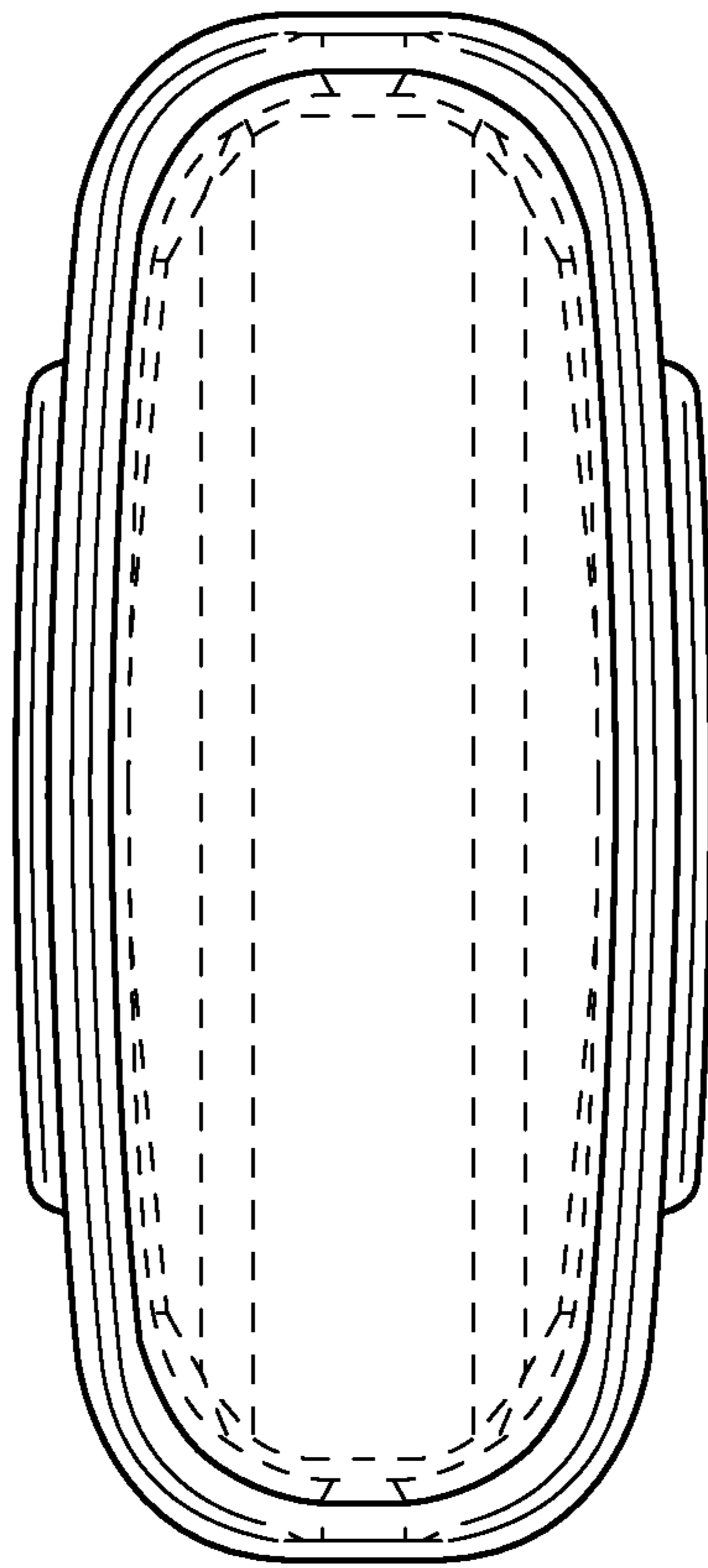


FIG.4




FIG.5