



US00D829873S

(12) **United States Design Patent** (10) **Patent No.:** **US D829,873 S**
Booth (45) **Date of Patent:** **** Oct. 2, 2018**

(54) **TOILET TANK WITH LID**

- (71) Applicant: **Kohler Co.**, Kohler, WI (US)
- (72) Inventor: **Shawn J. Booth**, Sheboygan, WI (US)
- (73) Assignee: **KOHLER CO.**, Kohler, WI (US)
- (**) Term: **15 Years**

- (21) Appl. No.: **29/595,276**
- (22) Filed: **Feb. 27, 2017**
- (51) **LOC (11) Cl.** **23-02**
- (52) **U.S. Cl.**
USPC **D23/313**
- (58) **Field of Classification Search**
USPC D23/295-301, 303, 309, 313
CPC A47K 11/02; A47K 11/026; A47K 11/00;
A47K 13/00; E03D 11/18; E03D 5/10;
E03D 13/00
See application file for complete search history.

(56) **References Cited**

U.S. PATENT DOCUMENTS

D471,621 S *	3/2003	Bennie	D23/313
D531,714 S	11/2006	Soulier		
D541,915 S *	5/2007	Bates	D23/313
D637,702 S	5/2011	Rexach		
D641,459 S *	7/2011	Corpuz, Jr.	D23/313
D646,366 S *	10/2011	Palomba	D23/301
D694,378 S *	11/2013	Bates	D23/313
D694,379 S *	11/2013	Bates	D23/313
D702,823 S *	4/2014	Spangler	D23/313
D735,305 S *	7/2015	Obara	D23/313
D751,183 S *	3/2016	McNinch	D23/313
D807,479 S *	1/2018	Chuk	D23/301
D807,480 S *	1/2018	Chuk	D23/301

OTHER PUBLICATIONS

Kohler Persuade Curve found online [Mar. 27, 2018]—<https://www.us.kohler.com/us/persuade-curve-toilet/productDetail/toilets/1330460.htm;jsessionid=5E80C5690C3CF02E70F8BC5CBA53BC67.kohler-prod1-ecom2?skuId=1330426&brandId=1165230>.
Kohler Fixtures 2016 Catalog, pp. 315-347.

* cited by examiner

Primary Examiner — Brandon M Rosati
Assistant Examiner — John A Voytek
(74) *Attorney, Agent, or Firm* — Foley & Lardner LLP

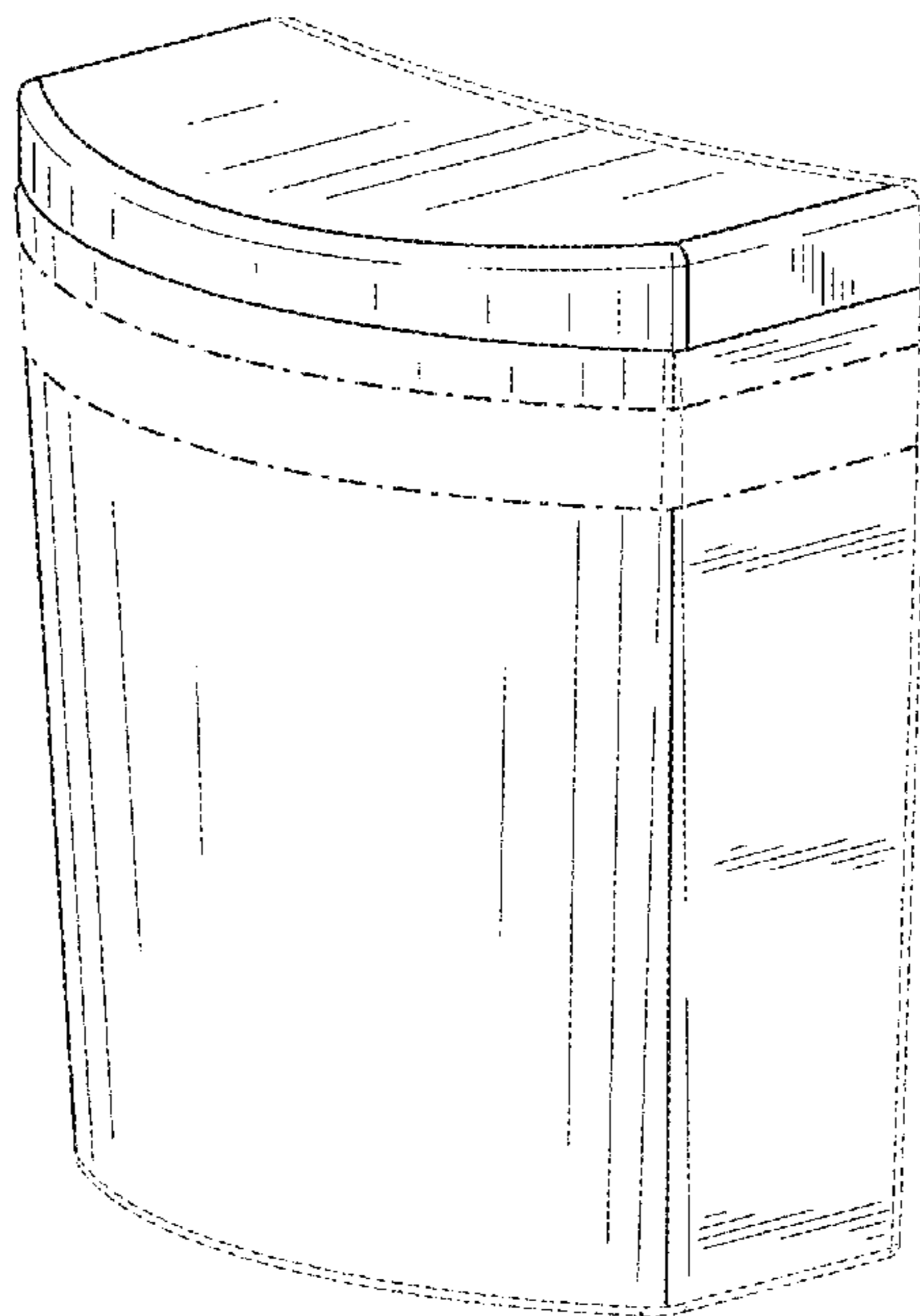
(57) **CLAIM**

I claim the ornamental design for a toilet tank with lid, as shown and described.

DESCRIPTION

FIG. 1 is a perspective view of an embodiment of the claimed design;
FIG. 2 is a front view of the design shown in FIG. 1;
FIG. 3 is a top view of the design shown in FIG. 1;
FIG. 4 is a bottom view of the design shown in FIG. 1;
FIG. 5 is a side view of the design shown in FIG. 1; and,
FIG. 6 is another side of the design shown in FIG. 1.
The ornamental design which is claimed is shown in solid lines in the drawings. The broken lines in the drawings are for illustrative purposes only and form no part of the claimed design. Broken lines formed by equal length dashes (i.e., dash-dash) show unclaimed portions of the design. Broken lines formed of unequal length dashes (i.e., dash-dot) show unclaimed boundaries between claimed and unclaimed portions of the design.

1 Claim, 3 Drawing Sheets



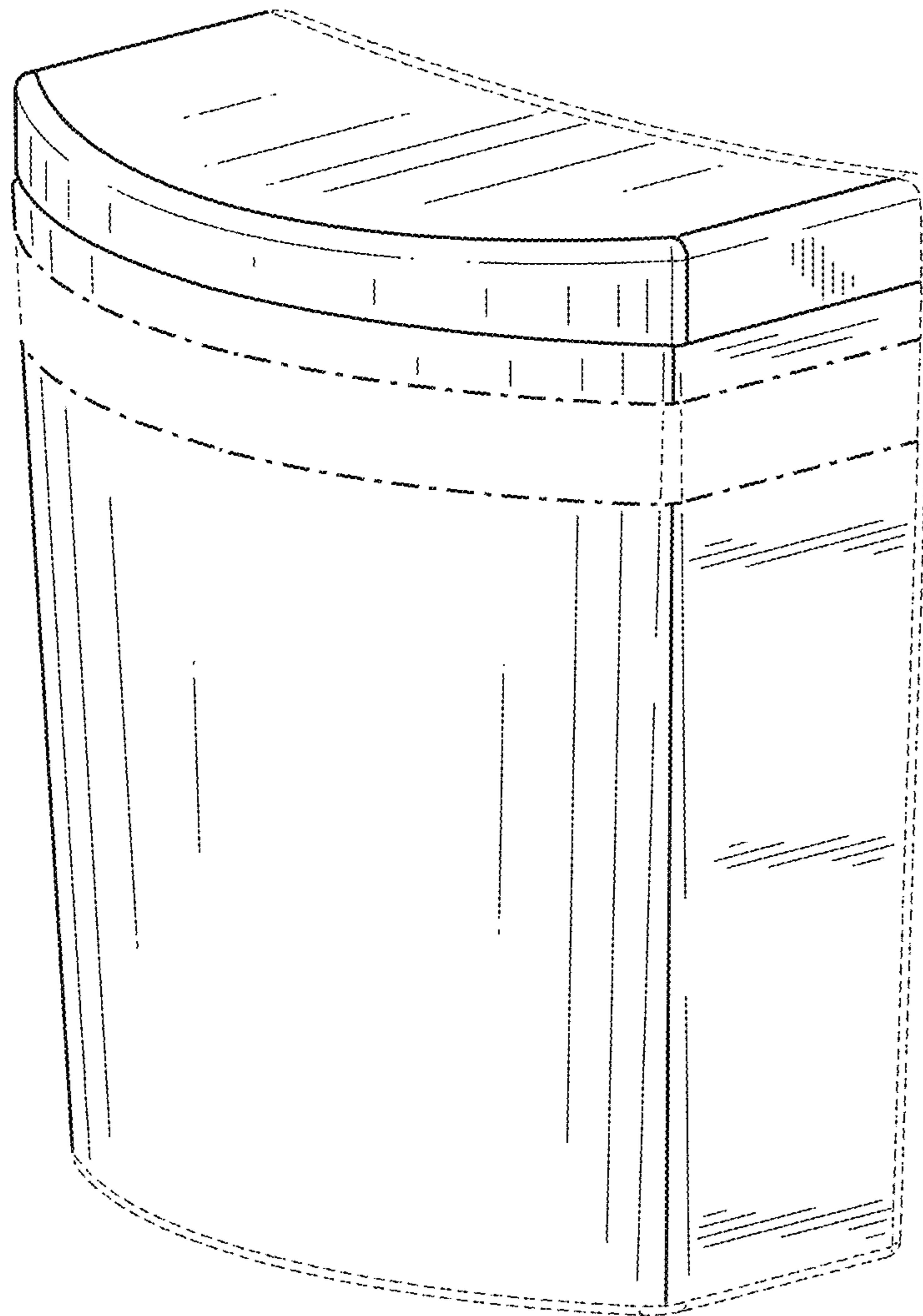


FIG. 1

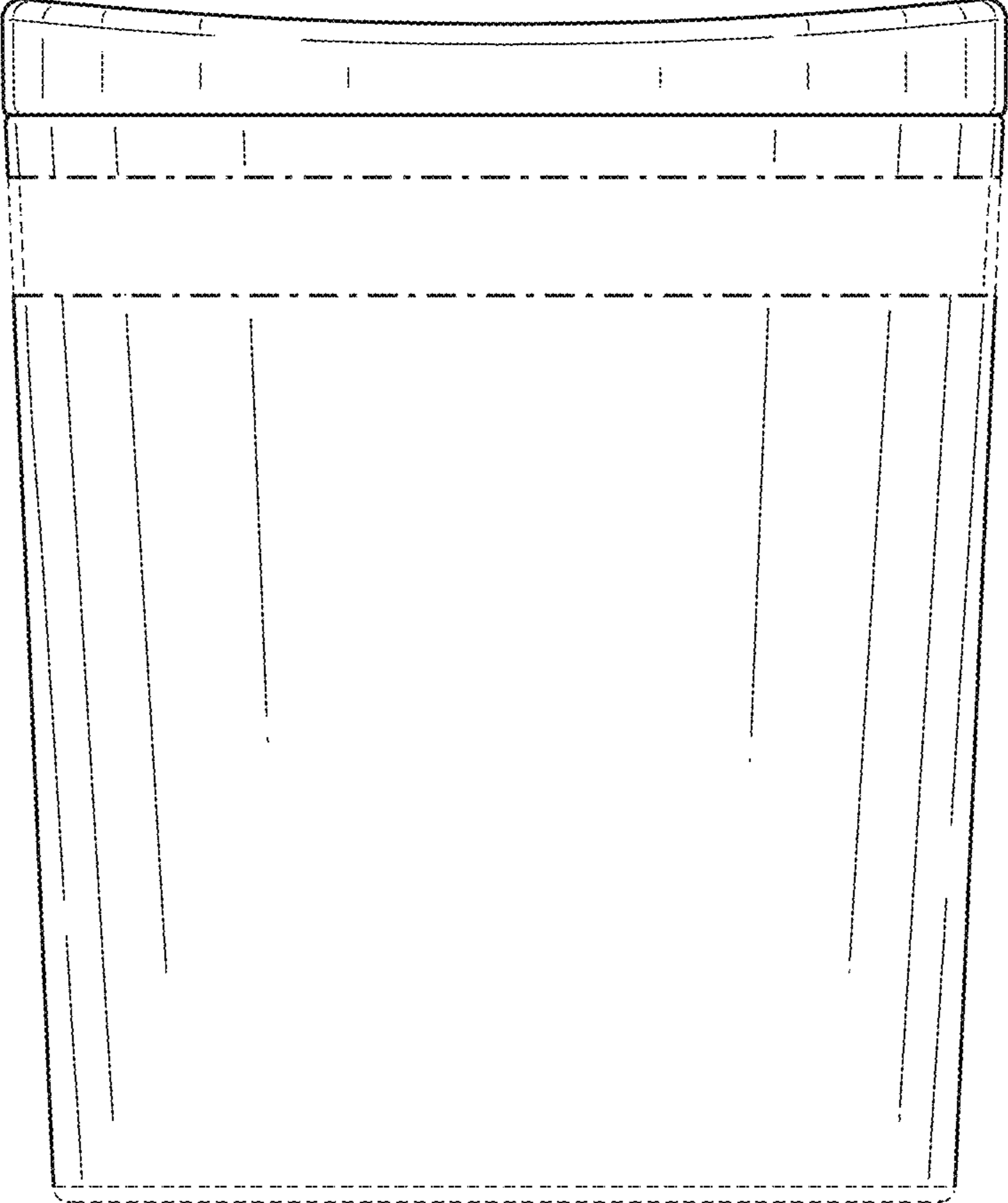


FIG. 2

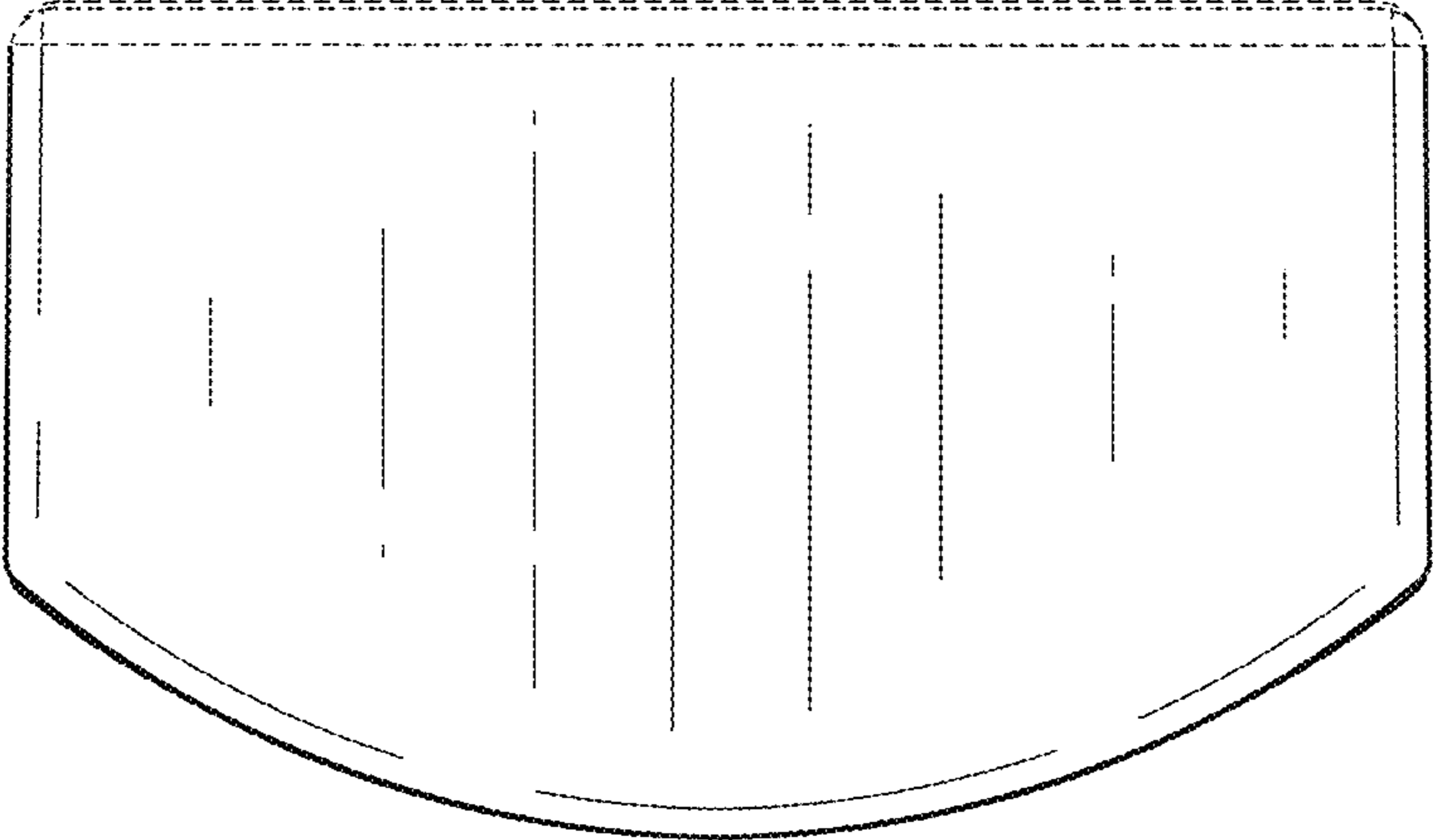


FIG. 3

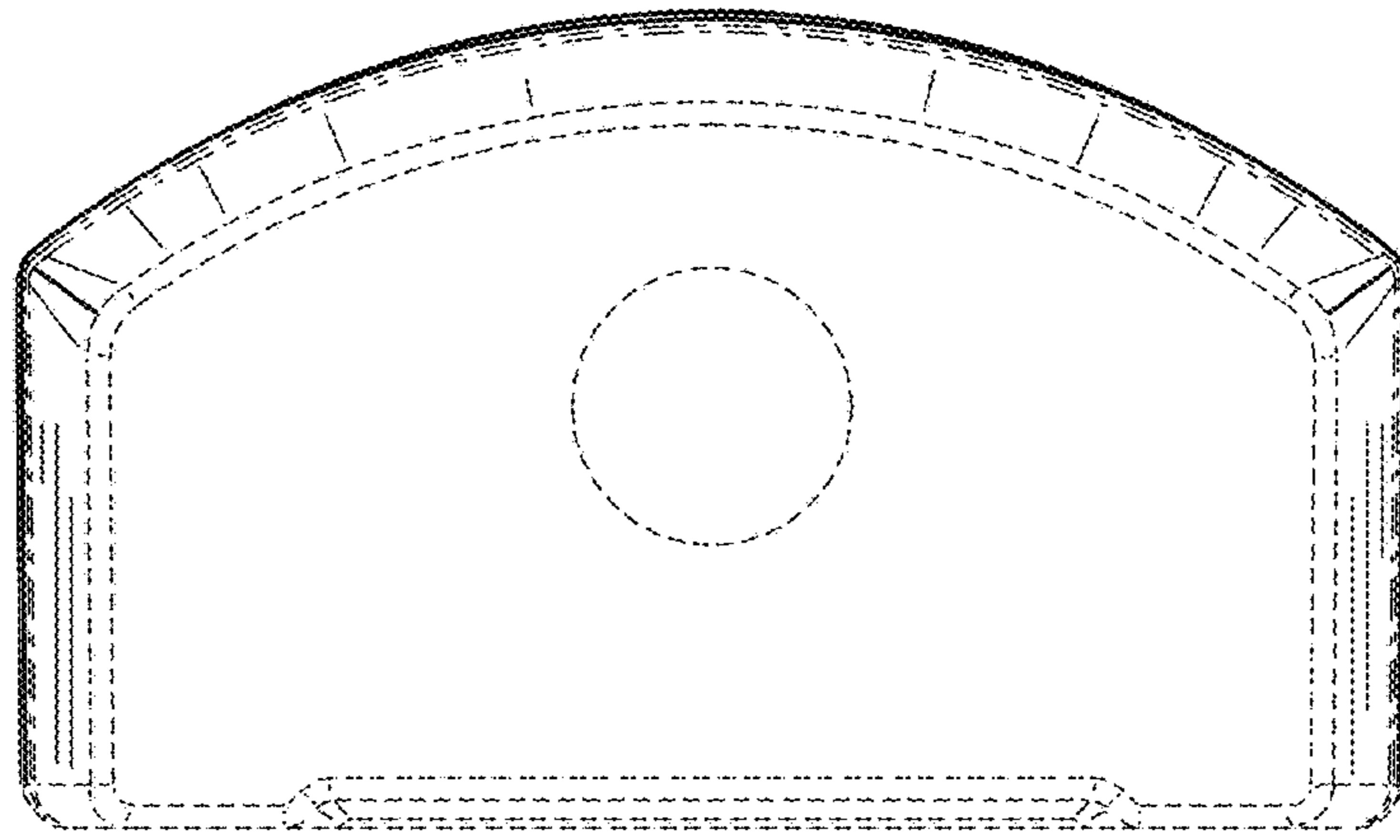


FIG. 4




FIG. 5

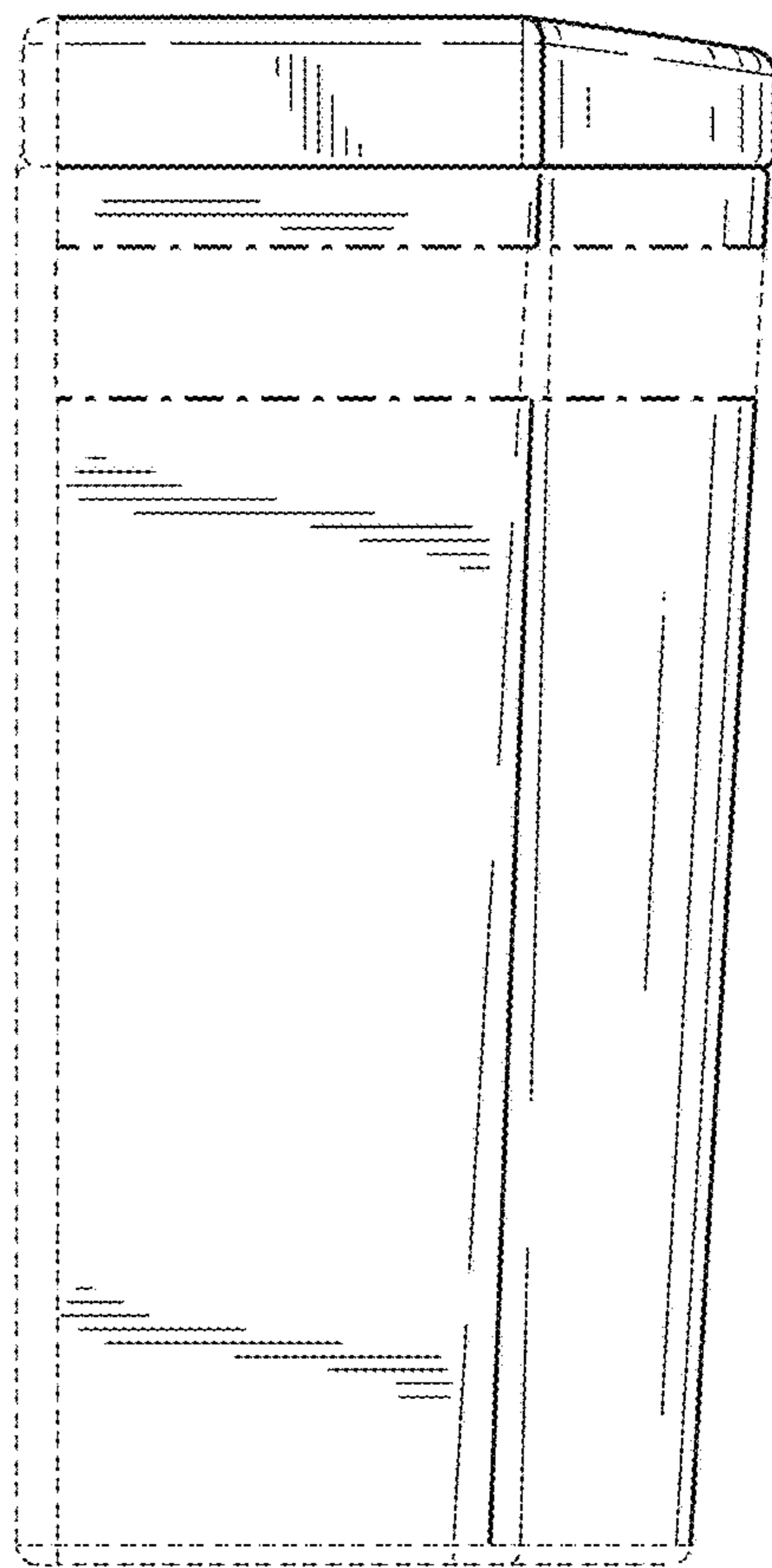


FIG. 6