



US00D829836S

(12) **United States Design Patent** (10) **Patent No.:** **US D829,836 S**
Löffelmann (45) **Date of Patent:** **** Oct. 2, 2018**

(54) **SPORTS BALL**

(56) **References Cited**

(71) Applicant: **adidas AG**, Herzogenaurach (DE)

U.S. PATENT DOCUMENTS

(72) Inventor: **Franziska Löffelmann**,
Herzogenaurach (DE)

D17,560 S	8/1887	Folsom
D18,120 S	2/1888	Righter
D43,596 S	2/1913	Foster
D43,599 S	2/1913	Foster
D48,077 S	11/1915	Mallinson
D77,375 S	5/1928	Spowers
D88,680 S	11/1932	Schweizer
D133,920 S	4/1941	Beeson
D194,148 S	11/1962	Brody
3,967,026 A	6/1976	Dalblom et al.
D330,239 S	10/1992	Obermann

(73) Assignee: **adidas AG**, Herzogenaurach (DE)

(**) Term: **15 Years**

(21) Appl. No.: **29/643,753**

(22) Filed: **Apr. 11, 2018**

(Continued)

FOREIGN PATENT DOCUMENTS

Related U.S. Application Data

CN	301999433	7/2012
CN	302874992	7/2014

(63) Continuation of application No. 29/606,776, filed on Jun. 7, 2017, now Pat. No. Des. 816,786.

(Continued)

(30) **Foreign Application Priority Data**

OTHER PUBLICATIONS

Dec. 7, 2016 (EM) 003504364

U.S. Appl. No. 29/606,776, Ex Parte Quayle Action dated Aug. 4, 2017, 8 pages.

(51) **LOC (11) Cl.** **21-02**

(Continued)

(52) **U.S. Cl.**

Primary Examiner — Catherine A Tuttle

USPC **D21/713**

(74) *Attorney, Agent, or Firm* — Kilpatrick Townsend & Stockton LLP

(58) **Field of Classification Search**

(57) **CLAIM**

USPC D21/707-713, 714; 473/569-571, 473/575-577, 578, 579, 582, 583, 587, 473/593-615; 40/327; D5/46, 58, 60, D5/61, 62, 63, 99; D6/582, 583, 588, D6/602, 603, 608, 610-613, 616-618, D6/622; D25/138

The ornamental design for a sports ball, as shown and described.

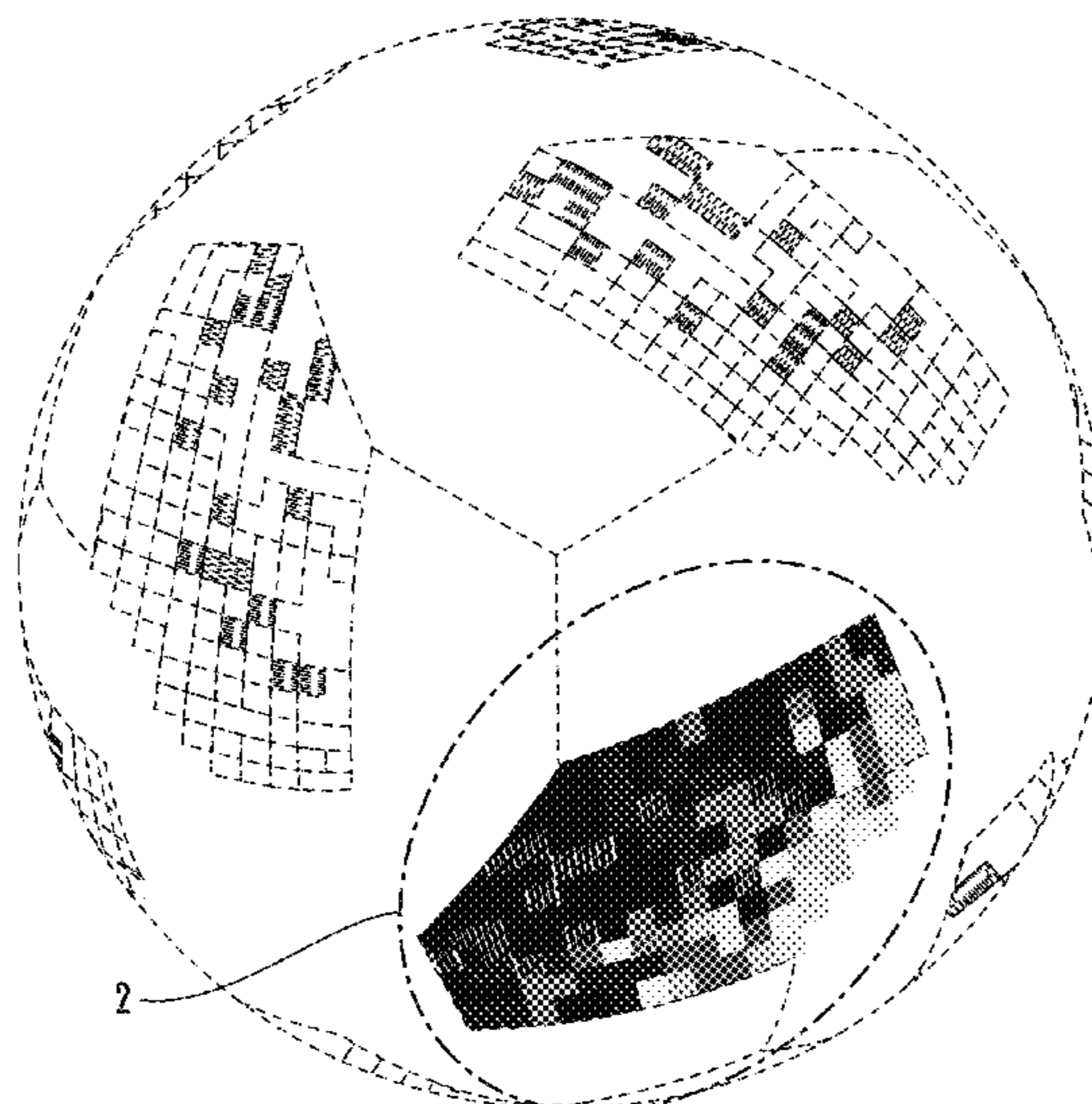
CPC . A63B 37/00; A63B 37/0022; A63B 37/0023; A63B 37/007; A63B 37/12; A63B 37/14; A63B 39/00; A63B 39/06; A63B 41/00; A63B 41/08; A63B 43/00; A63B 43/008; A63B 45/02

DESCRIPTION

See application file for complete search history.

FIG. 1 is a perspective view of the sports ball embodying my new design; and, FIG. 2 is an enlarged view of the area indicated by circle 2 in FIG. 1. The details shown in broken lines are for illustrative purposes only and form no part of the claimed design.

1 Claim, 2 Drawing Sheets



(56)

References Cited

U.S. PATENT DOCUMENTS

D382,611 S 8/1997 Lai
 D391,401 S 3/1998 Josephs
 D391,402 S 3/1998 Josephs
 D393,547 S 4/1998 Josephs
 D405,486 S 2/1999 Chan
 D416,962 S 11/1999 Thurman
 6,061,828 A 5/2000 Josephs
 D504,165 S 4/2005 Kita et al.
 D505,792 S 6/2005 Stieneker
 D529,107 S 9/2006 Just et al.
 D541,053 S 4/2007 Sanders
 D574,903 S 8/2008 Danta
 7,520,827 B1 4/2009 Esposito et al.
 D603,916 S 11/2009 Smith et al.
 D615,762 S 5/2010 Kimmel
 D629,058 S 12/2010 Smith
 D669,946 S 10/2012 Aogaki
 D696,737 S 12/2013 Otto
 D696,738 S 12/2013 Otto
 D697,150 S 1/2014 Otto
 D702,301 S 4/2014 Otto
 D718,821 S 12/2014 Beyrich et al.

D729,890 S 5/2015 Smith
 D761,366 S 7/2016 Smith
 2006/0170230 A1 8/2006 Lee et al.
 2008/0268989 A1 10/2008 Lalvani
 2015/0367183 A1 12/2015 Ou
 2016/0346627 A1 12/2016 Le et al.

FOREIGN PATENT DOCUMENTS

CN 303521854 12/2015
 CN 303889637 10/2016
 CN 303913172 11/2016
 CN 303935388 * 11/2016
 CN 304062290 3/2017
 EM 000189006-0001 6/2004
 HU 92425-0002 * 4/2016
 KR 30047563.0000 3/2016
 KR 300857694.0000 6/2016

OTHER PUBLICATIONS

U.S. Appl. No. 29/606,776, Notice of Allowance dated Jan. 25, 2018, 15 pages.

* cited by examiner

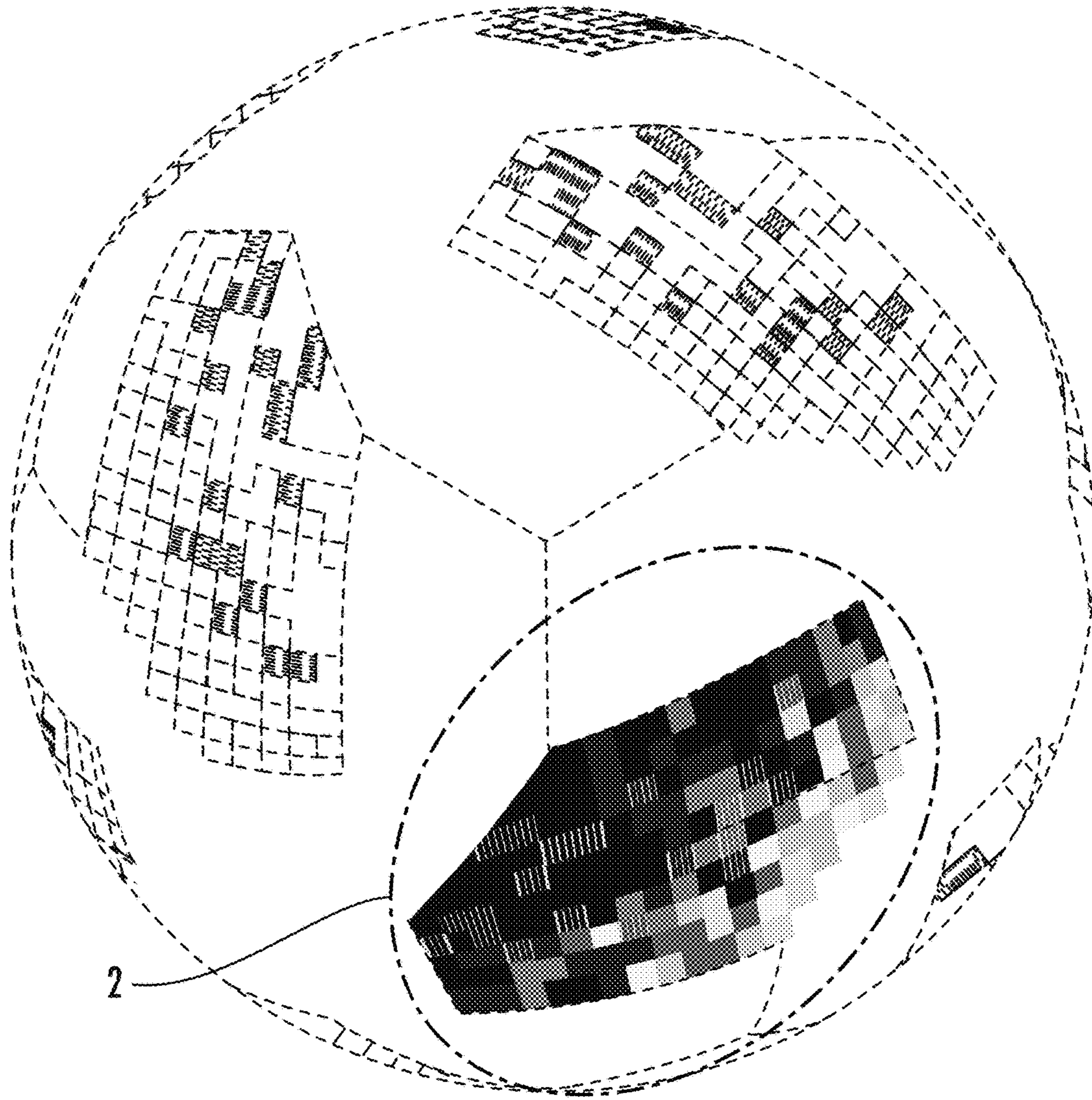


FIG. 1

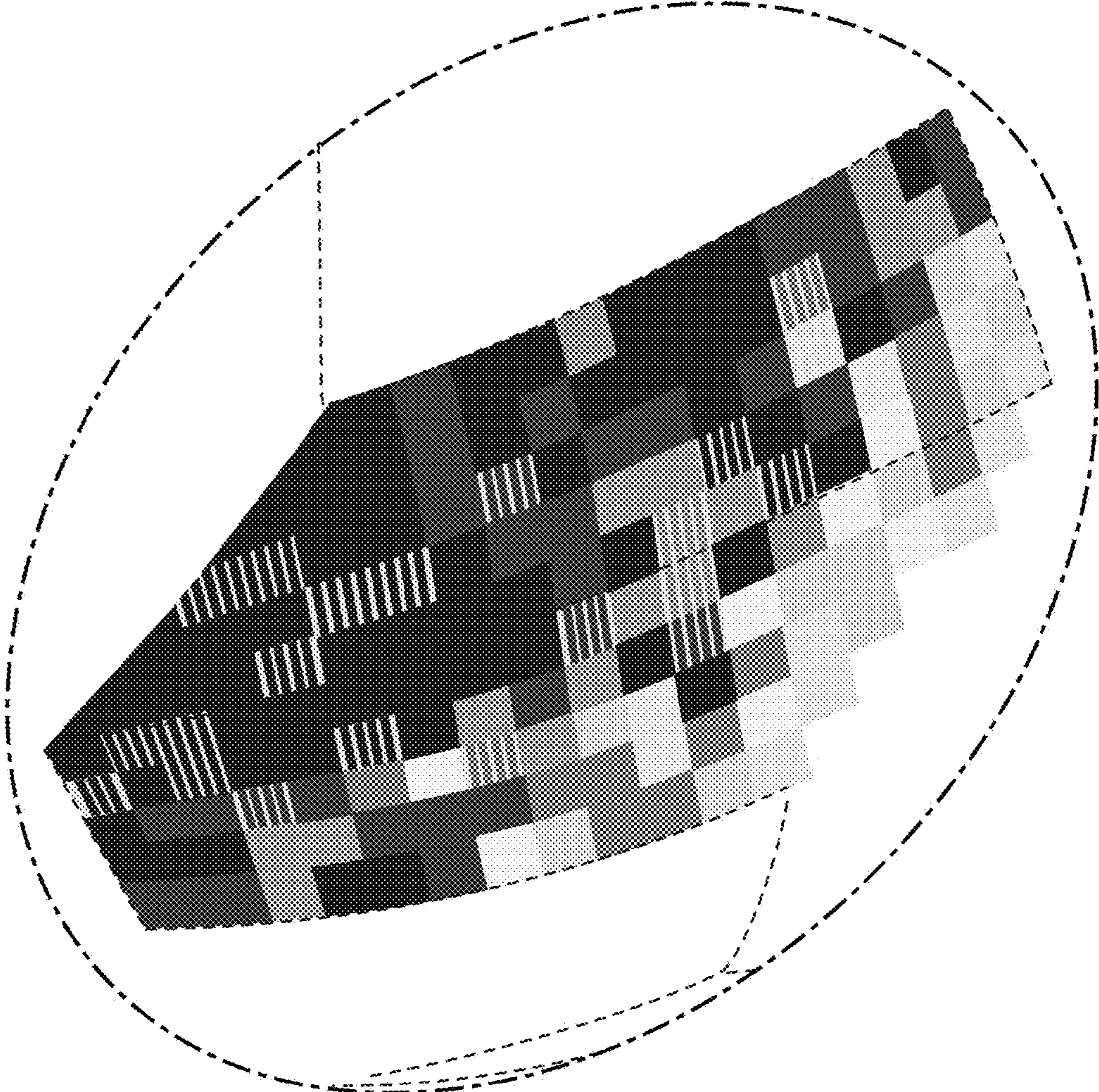


FIG. 2