



US00D829834S

(12) **United States Design Patent** (10) **Patent No.:** **US D829,834 S**  
**Derwinger et al.** (45) **Date of Patent:** **\*\* Oct. 2, 2018**

(54) **EXERCISE PLATFORM**

(71) Applicant: **Procedos AB**, Köpingsbro (SE)

(72) Inventors: **Jens Derwinger**, Kopingebro (SE);  
**Seth Ronland**, Ystad (SE)

(73) Assignee: **Procedos AB**, Köpingsbro (SE)

(\*\*) Term: **15 Years**

(21) Appl. No.: **29/578,039**

(22) Filed: **Sep. 17, 2016**

(51) **LOC (11) Cl.** ..... **21-02**

(52) **U.S. Cl.**

USPC ..... **D21/662**

(58) **Field of Classification Search**

USPC ..... D6/582-594; D21/662, 792

CPC ..... A63B 21/4037; A63B 21/1473; A63B  
2071/0694; A63B 71/06; A63B 6/00;  
A63B 2210/50; Y10S 5/907

See application file for complete search history.

(56) **References Cited**

**U.S. PATENT DOCUMENTS**

D172,987 S *	9/1954	Quigley	473/414
D358,053 S *	5/1995	Austin	D6/582
D367,680 S *	3/1996	Abbott	D21/335
D508,180 S *	8/2005	Sneed	D25/138
D557,051 S *	12/2007	Adoboe	D6/582
D717,073 S *	11/2014	Mitchell	D6/588
D717,074 S *	11/2014	Mitchell	D6/588
8,998,752 B2 *	4/2015	Parvanov	A63B 69/002 473/422
D733,461 S *	7/2015	Diaz	D6/592
D783,740 S *	4/2017	Jelinski	D21/662

2007/0219024 A1 *	9/2007	Allegre	A63B 69/002 473/422
2011/0072581 A1 *	3/2011	Villa	A63B 21/4037 5/420
2014/0237718 A1 *	8/2014	Burch	A63B 21/1473 5/417

**OTHER PUBLICATIONS**

Procedos Platform 9 Launch, posted at Procedos.com, posted on Sep. 4, 2015, site visited Apr. 19, 2018. online, available from internet: <http://procedos.com/news/procedos-platform-9-premiere-1> (Year: 2015).\*

Procedos, posted at Facebook.com, posted on Sep. 15, 2015, site visited Apr. 19, 2018. online, available from internet: <https://www.facebook.com/procedos/photos/a.400872076771926.1073741829.389297581262709/408395182686282/?type=3&theater> (Year: 2015).\*

\* cited by examiner

*Primary Examiner* — Mary Ann Calabrese

*Assistant Examiner* — Catherine Ho

(74) *Attorney, Agent, or Firm* — Gabriel & Pelaez, PLLC; Michael G. Gabriel

(57) **CLAIM**

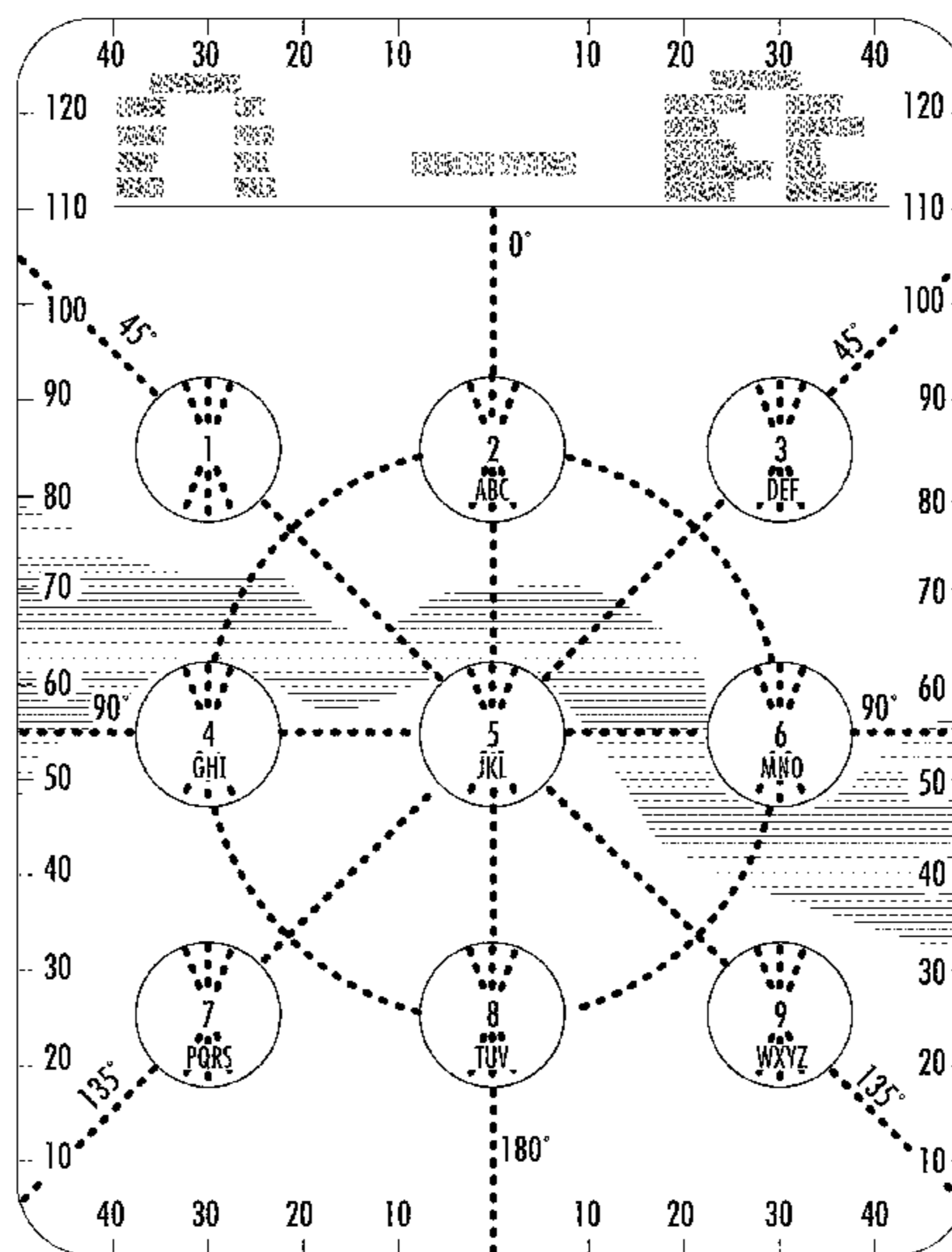
The ornamental design for an exercise platform, as shown and described.

**DESCRIPTION**

FIG. 1 is a perspective view of an exercise platform, showing our new design; FIG. 2 is a top view thereof; FIG. 3 is a bottom view thereof; FIG. 4 is a left side view thereof; FIG. 5 is a right view thereof; FIG. 6 is a front view thereof; and, FIG. 7 is a back view thereof.

The heavy dotted line portion shown is surface pattern that forms part of the claimed design. The lightweight dashed broken line portion of the figure drawings is included to show environment that forms no part of the claimed design.

**1 Claim, 5 Drawing Sheets**



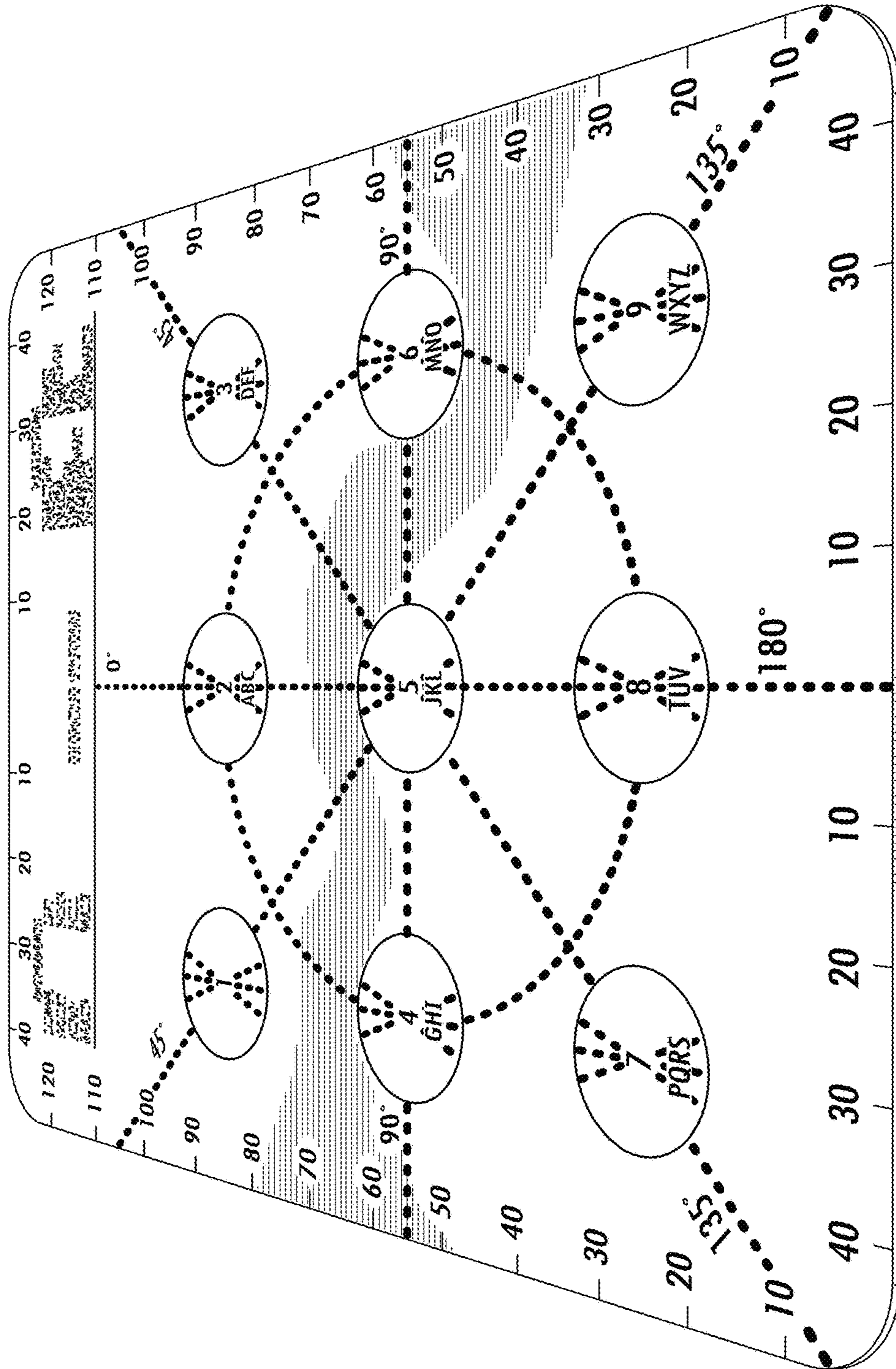


FIG. 1



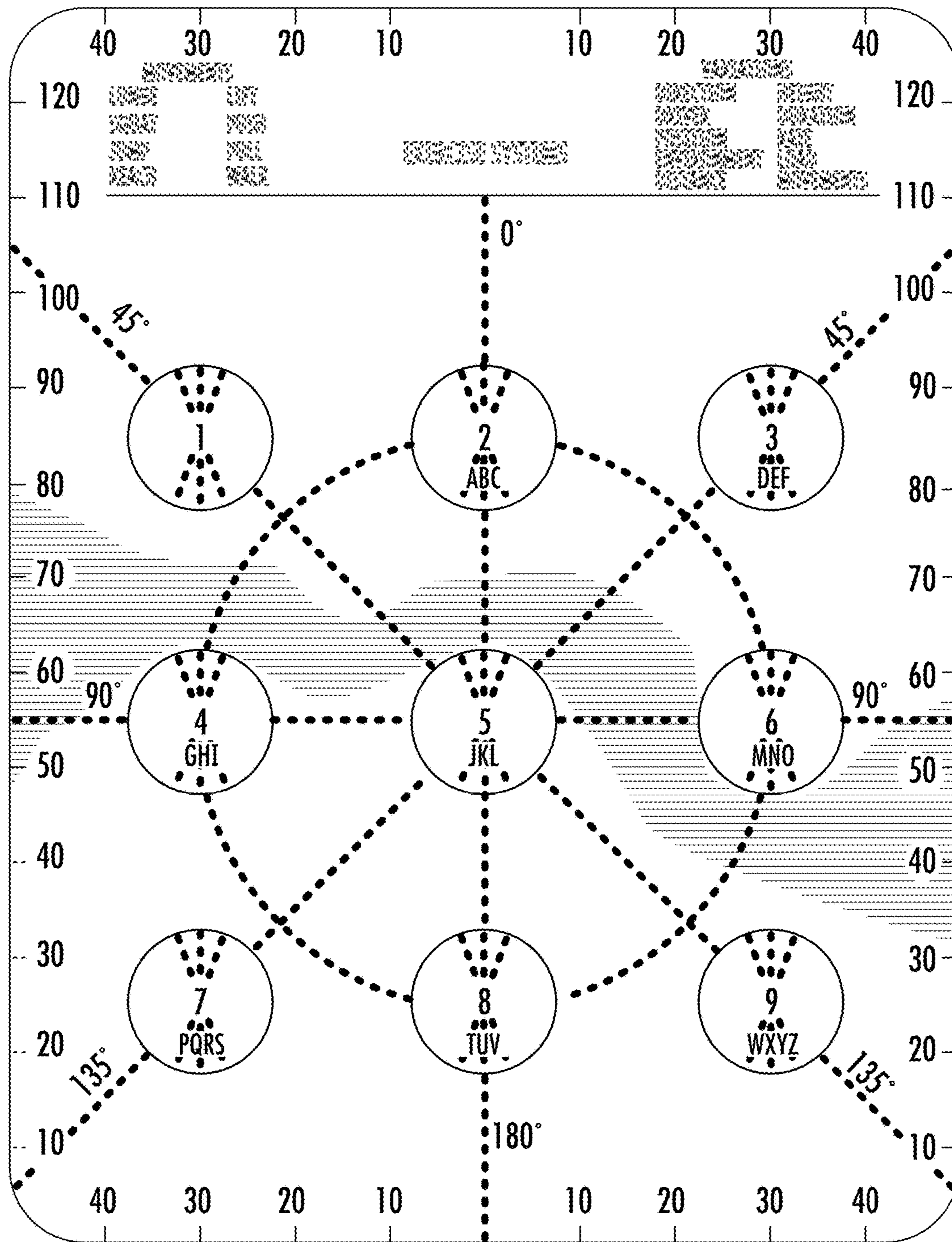



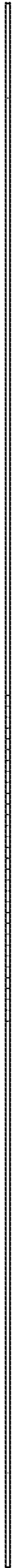
FIG. 2




**FIG. 3**



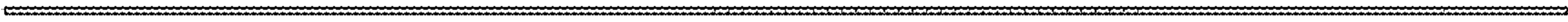
**FIG. 4**



**FIG. 5**



*FIG. 6*



*FIG. 7*