



US00D829830S

(12) **United States Design Patent**  
**Wakim**

(10) **Patent No.:** **US D829,830 S**

(45) **Date of Patent:** **\*\* Oct. 2, 2018**

(54) **HINGED TOY BRICK ATTACHMENT PANEL**

(71) Applicant: **Brian's Toys Inc.**, Fountain City, WI  
(US)

(72) Inventor: **Marc-Henry Wakim**, Goodview, MN  
(US)

(\*\*) Term: **15 Years**

(21) Appl. No.: **29/622,303**

(22) Filed: **Oct. 16, 2017**

(51) **LOC (11) Cl.** ..... **21-01**

(52) **U.S. Cl.**  
USPC ..... **D21/491**

(58) **Field of Classification Search**  
USPC ..... D21/478, 479, 484, 485-505; 446/69,  
446/85, 102-128; 434/208, 259, 403;  
273/153, 156, 160; 428/174  
CPC ..... A63H 33/00; A63H 33/04; A63H 33/06;  
A63H 33/08; A63H 33/10; A63H 33/12;  
A63H 33/14; A63F 9/08; A63F 9/12;  
G09B 1/36

See application file for complete search history.

(56) **References Cited**

U.S. PATENT DOCUMENTS

- 2,057,942 A \* 10/1936 Fay ..... A63H 33/108  
217/65
- 2,558,591 A \* 6/1951 Starck ..... A63H 33/084  
217/17
- D233,678 S \* 11/1974 Harvey ..... D21/491
- D285,222 S \* 8/1986 Nakata ..... D21/490
- 4,685,892 A \* 8/1987 Gould ..... A63H 33/062  
446/109
- D353,866 S \* 12/1994 Houry ..... D21/490
- 5,472,365 A \* 12/1995 Engel ..... A63H 33/04  
403/170
- D384,989 S \* 10/1997 Andersen ..... D21/491

- 5,895,045 A \* 4/1999 Vilar ..... A63H 33/06  
273/160
- 6,176,757 B1 \* 1/2001 Lin ..... A63H 33/101  
446/102
- 6,464,553 B2 \* 10/2002 Huang ..... A63H 33/042  
446/104
- D467,286 S \* 12/2002 Haas ..... D21/489
- 6,565,406 B2 \* 5/2003 Huang ..... A63H 33/042  
446/104
- D537,484 S \* 2/2007 Ganderton ..... D21/491
- D538,346 S \* 3/2007 Rowe ..... D19/59
- D546,902 S \* 7/2007 Ganderton ..... D21/491
- D575,313 S \* 8/2008 Hull ..... D15/141
- D676,496 S \* 2/2013 Mimlitch, III ..... D21/485
- D731,595 S \* 6/2015 Jensen ..... D21/491
- D731,596 S \* 6/2015 Jensen ..... D21/491

(Continued)

*Primary Examiner* — Cynthia M. Chin

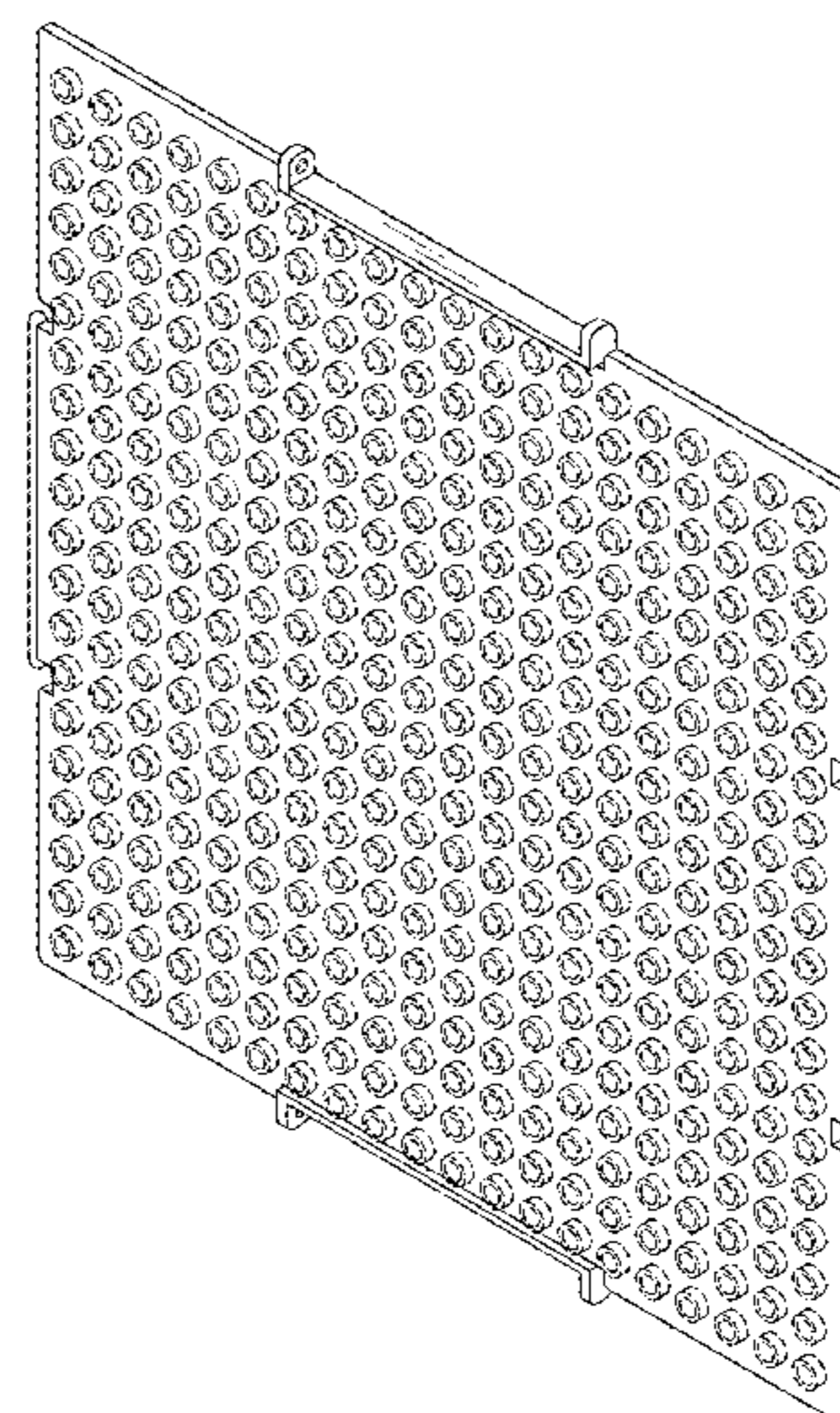
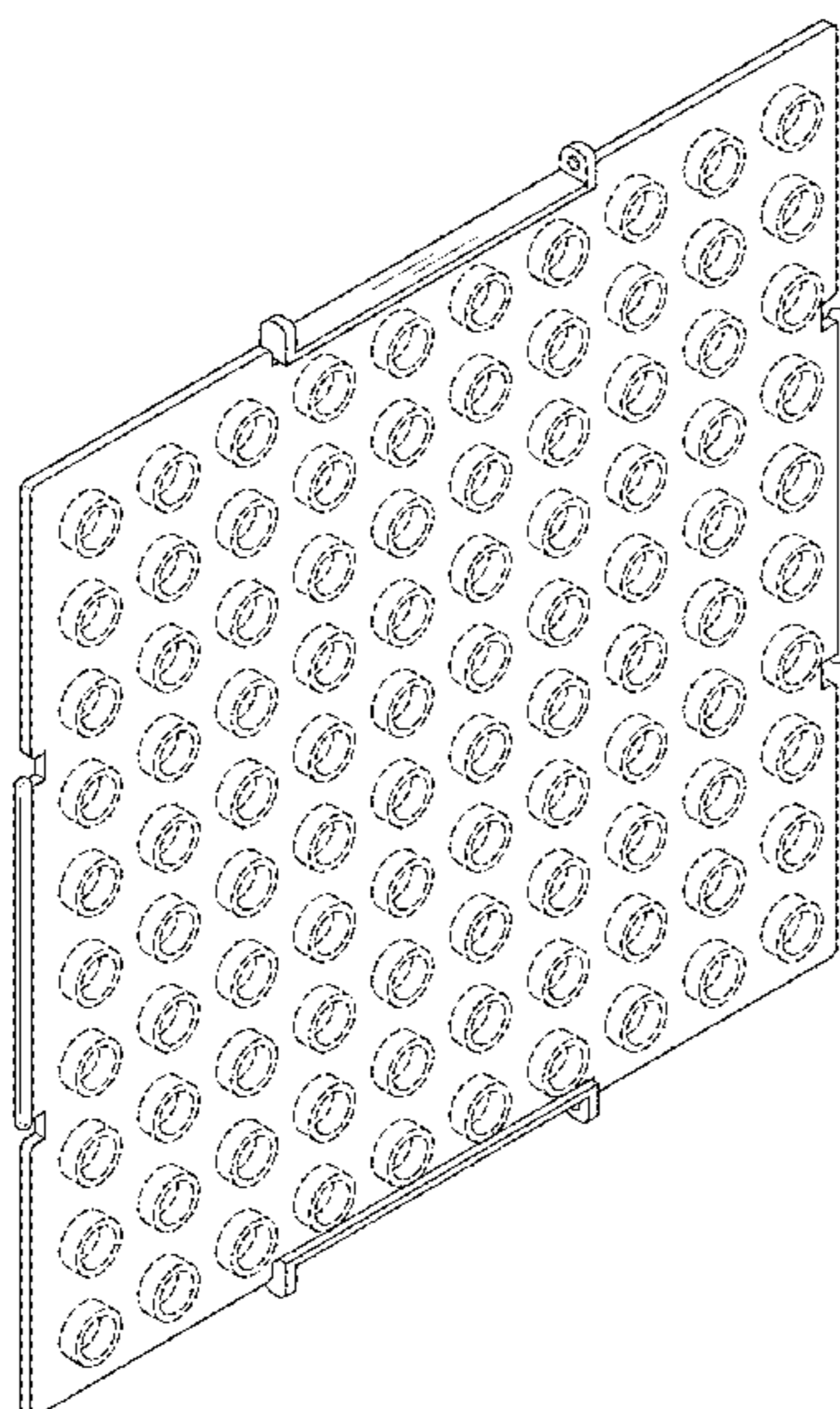
(57) **CLAIM**

The ornamental design for a hinged toy brick attachment panel, as shown and described.

**DESCRIPTION**

FIG. 1 is a front perspective view of a hinged toy brick attachment panel showing my new design;  
 FIG. 2 is a rear perspective view of the hinged toy brick attachment panel;  
 FIG. 3 is a front side view of the hinged toy brick attachment panel;  
 FIG. 4 is a rear side view of the hinged toy brick attachment panel;  
 FIG. 5 is a right side view of the hinged toy brick attachment panel, a left side view being a mirror image thereof; and,  
 FIG. 6 is a top view of the hinged toy brick attachment panel, a bottom view being mirror image thereof.  
 The broken lines shown are included for the purpose of illustrating portions of the article which form no part of the claimed design.

**1 Claim, 5 Drawing Sheets**



(56)

**References Cited**

U.S. PATENT DOCUMENTS

9,522,342 B2 \* 12/2016 Jazouli ..... A63H 33/042  
D784,459 S \* 4/2017 Wallace ..... D21/491  
D810,207 S \* 2/2018 Jasper ..... D21/491

\* cited by examiner

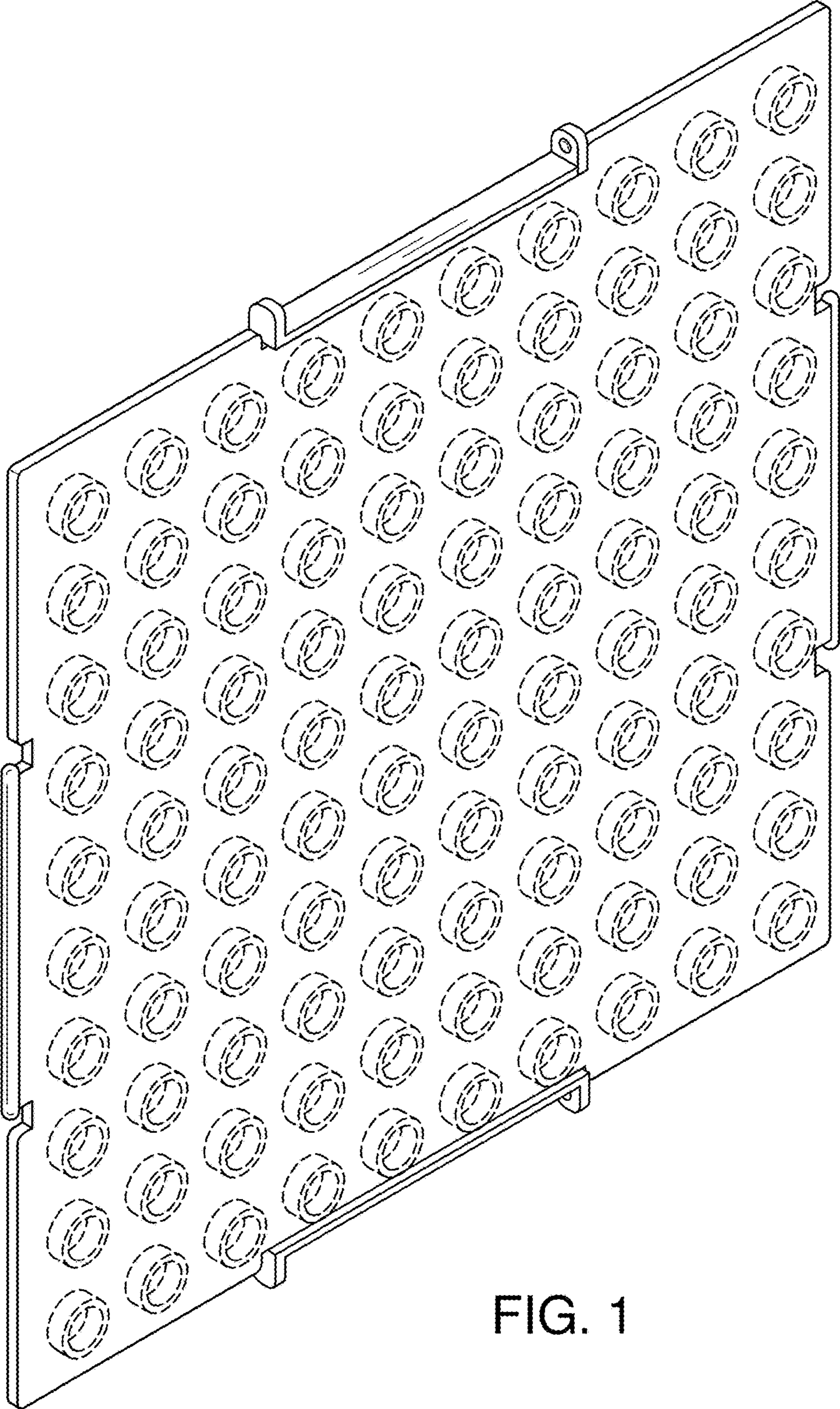


FIG. 1

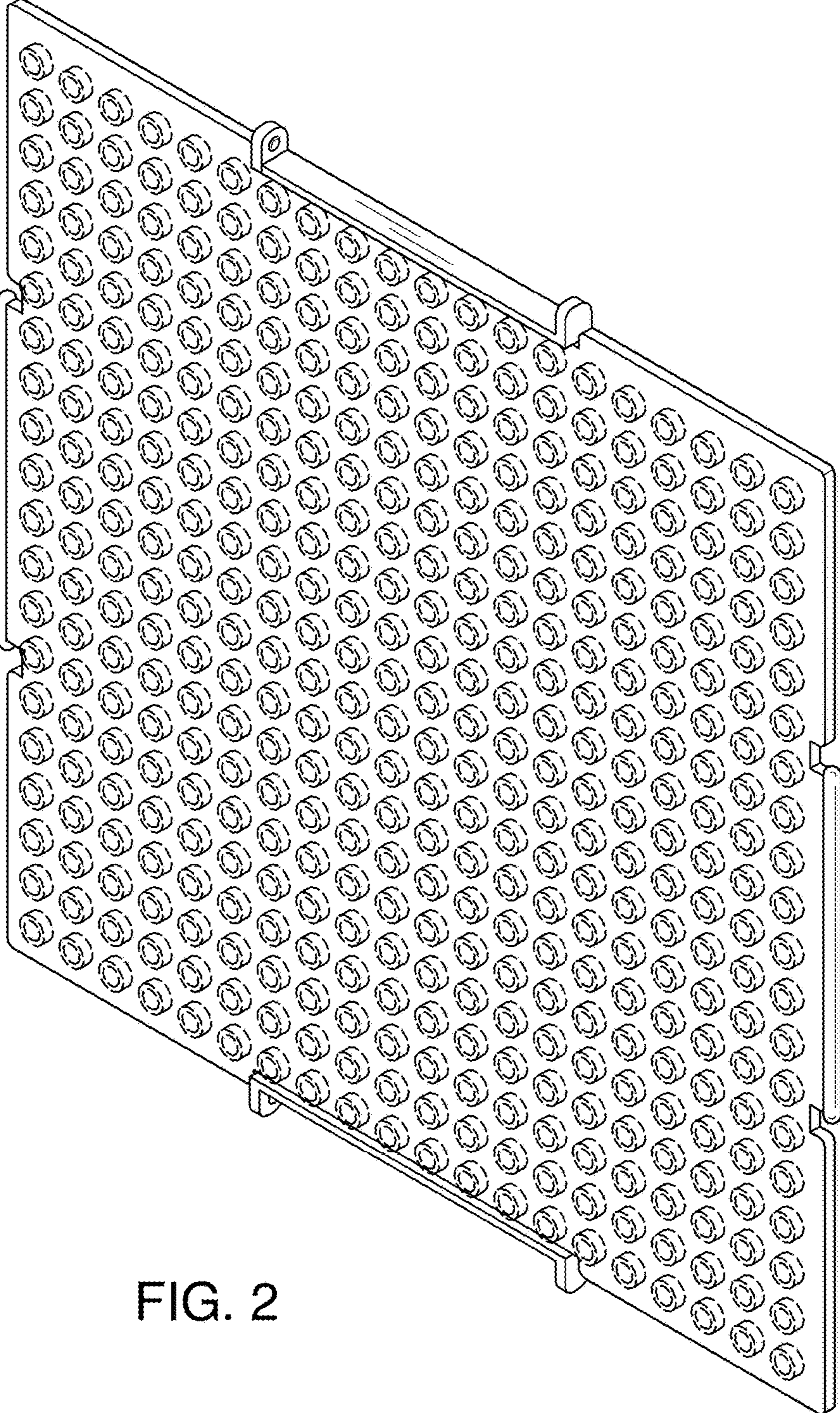


FIG. 2

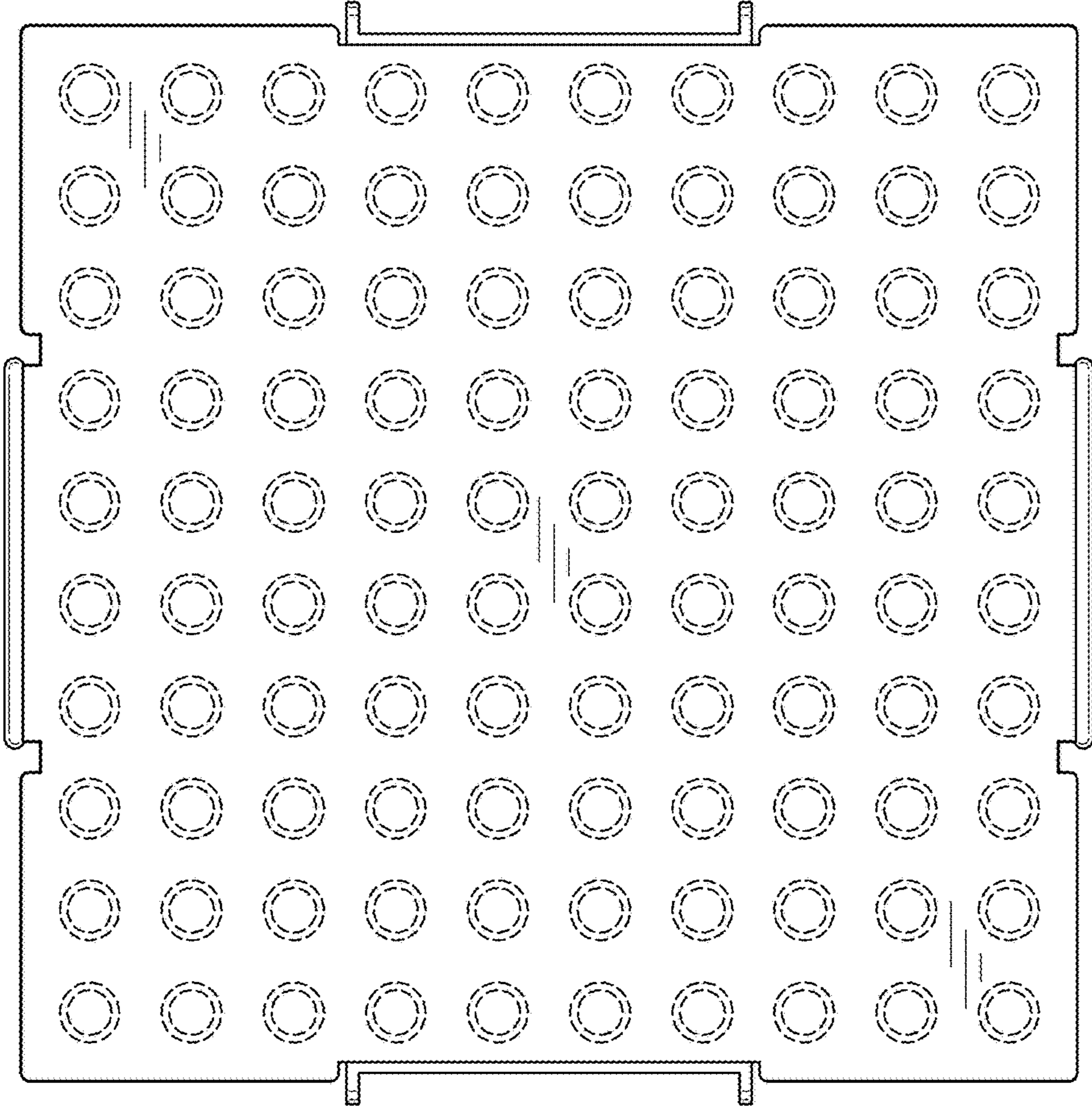


FIG. 3

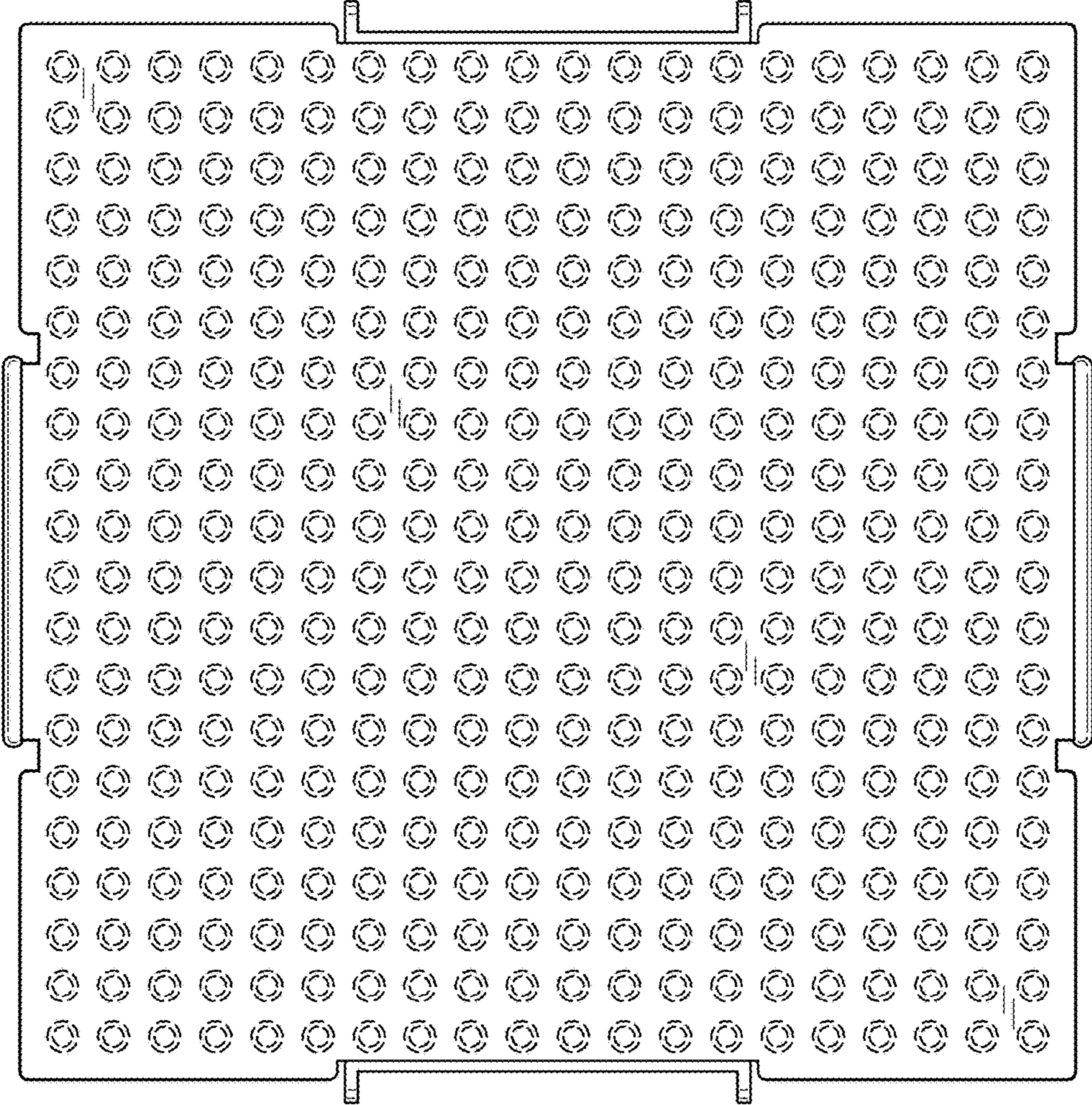


FIG. 4



FIG. 5

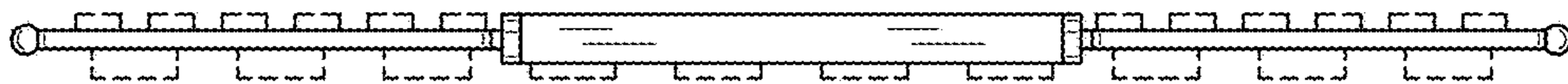


FIG. 6