



US00D829808S

(12) **United States Design Patent**  
**Frisancho Vera et al.**

(10) **Patent No.:** **US D829,808 S**  
(45) **Date of Patent:** **\*\* Oct. 2, 2018**

(54) **STAND FOR PHOTOGRAPHIC AND CINEMATOGRAPHIC CAMERAS**

(71) Applicant: **SHOULDERPOD S.L.**, Barcelona (ES)

(72) Inventors: **Enrique Frisancho Vera**, Barcelona (ES); **Ana Maria Vicens Pedret**, Barcelona (ES)

(73) Assignee: **SHOULDERPOD S.L.**, Barcelona (ES)

(\*\*) Term: **15 Years**

(21) Appl. No.: **29/579,364**

(22) Filed: **Sep. 29, 2016**

(30) **Foreign Application Priority Data**

Jul. 25, 2016 (EM) ..... 003319581

(51) **LOC (11) Cl.** ..... **16-05**

(52) **U.S. Cl.**  
USPC ..... **D16/245**

(58) **Field of Classification Search**  
USPC ..... D16/219, 237-250; D8/18, 49  
CPC ..... G02B 7/00  
See application file for complete search history.

(56) **References Cited**

**U.S. PATENT DOCUMENTS**

D245,830 S \* 9/1977 De Gross ..... D8/18  
D296,411 S \* 6/1988 Madsen ..... D8/18

5,069,090 A \* 12/1991 Clark ..... B67B 7/14  
7/105  
D382,453 S \* 8/1997 Drinkwater ..... D8/18  
D477,523 S \* 7/2003 Malvasio ..... D8/105  
D501,773 S \* 2/2005 Kohn ..... D8/18  
D560,987 S \* 2/2008 Krushlin ..... D8/49  
D574,205 S \* 8/2008 Krushlin ..... D8/49  
D707,747 S \* 6/2014 Pelini ..... D16/242  
D754,778 S \* 4/2016 Terashita ..... D16/242  
D805,866 S \* 12/2017 Seiders ..... D8/40  
D805,867 S \* 12/2017 Seiders ..... D8/40  
2011/0185858 A1 \* 8/2011 Luo ..... B67B 7/44  
81/3.09

\* cited by examiner

*Primary Examiner* — Garth Rademaker

*Assistant Examiner* — Melvin L Davis

(74) *Attorney, Agent, or Firm* — Lucas & Mercanti, LLP

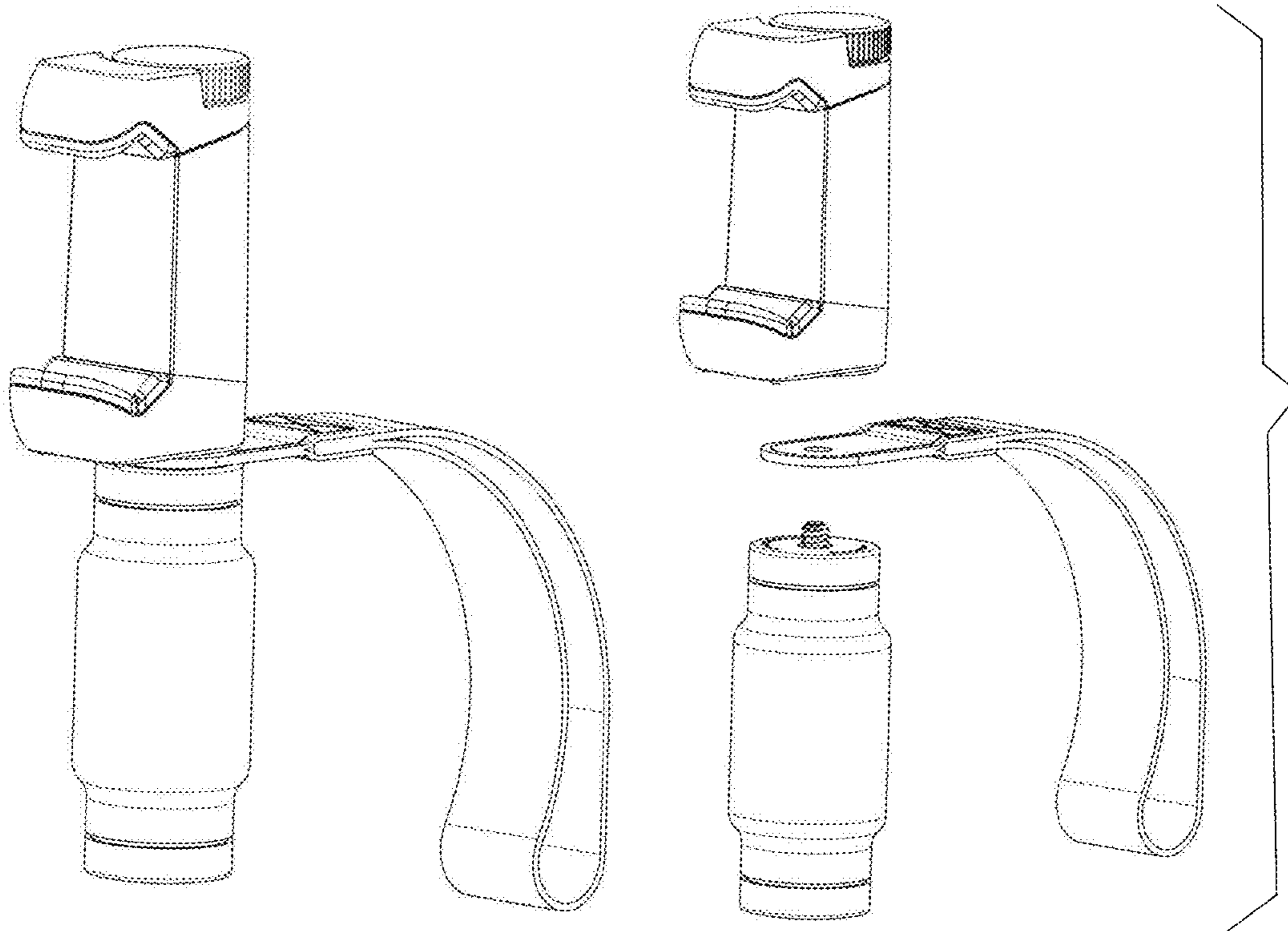
(57) **CLAIM**

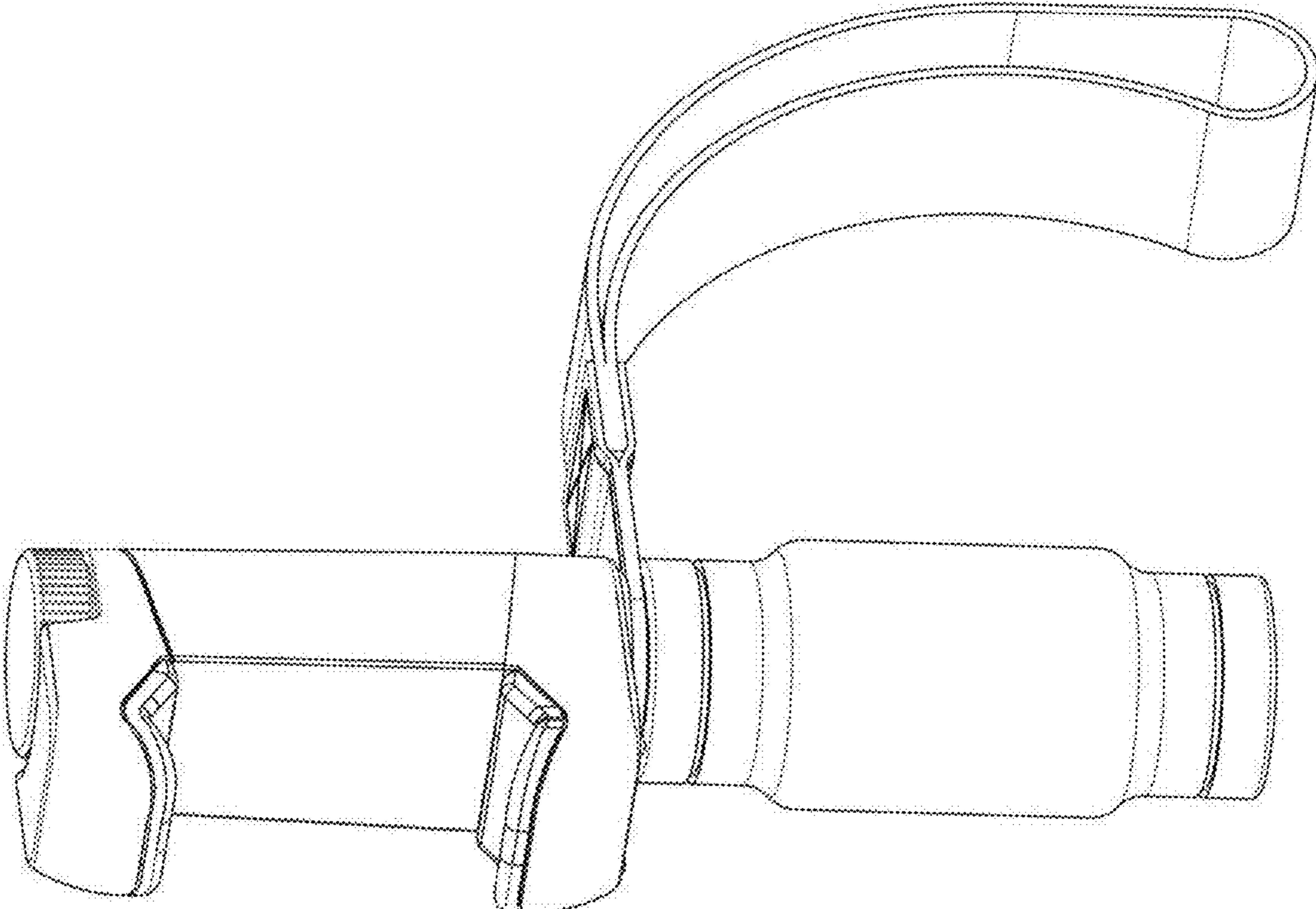
The ornamental design for a stand for photographic and cinematographic cameras, as shown and described.

**DESCRIPTION**

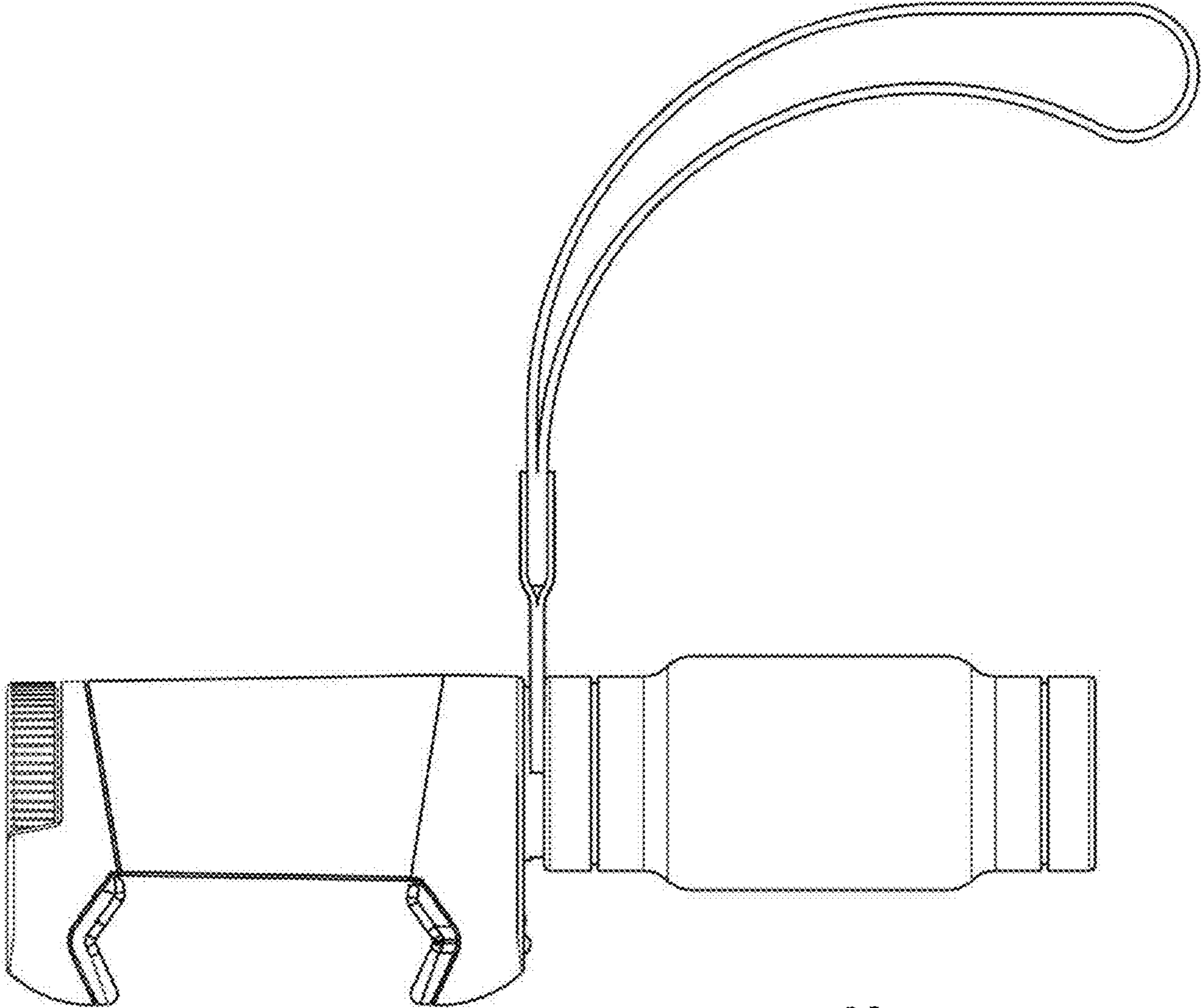
FIG. 1 is a side perspective view of a stand for photographic and cinematographic cameras;  
FIG. 2 is a side view thereof;  
FIG. 3 is a front view thereof;  
FIG. 4 is a bottom perspective view thereof;  
FIG. 5 is a bottom view thereof; and,  
FIG. 6 is an exploded side perspective view thereof.

**1 Claim, 6 Drawing Sheets**

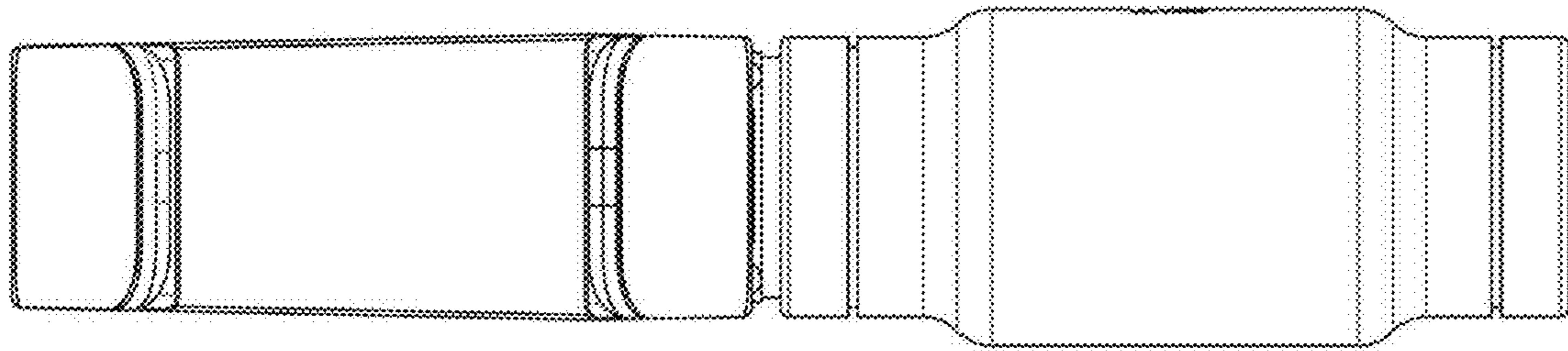




**FIG. 1**



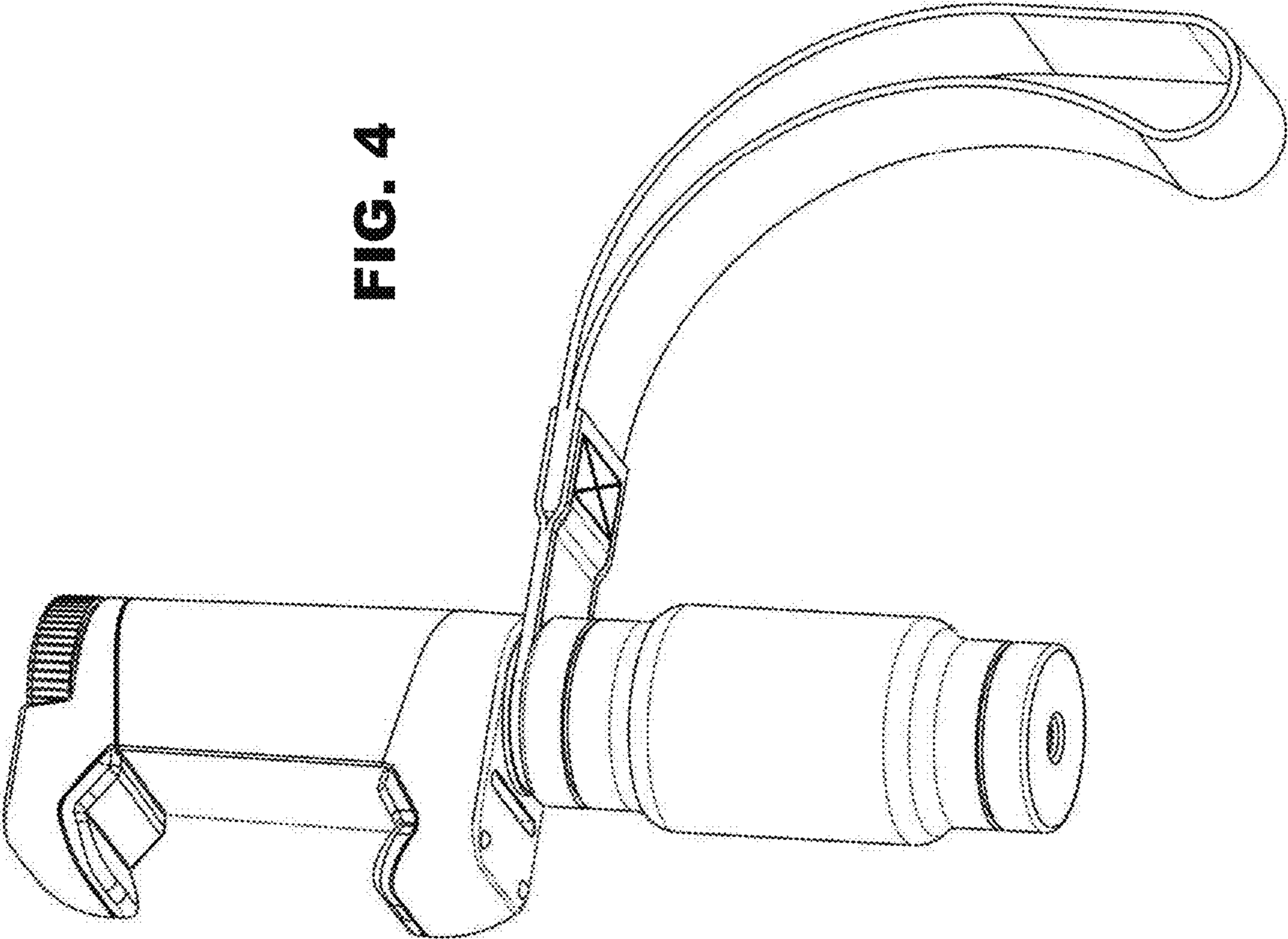
**FIG. 2**

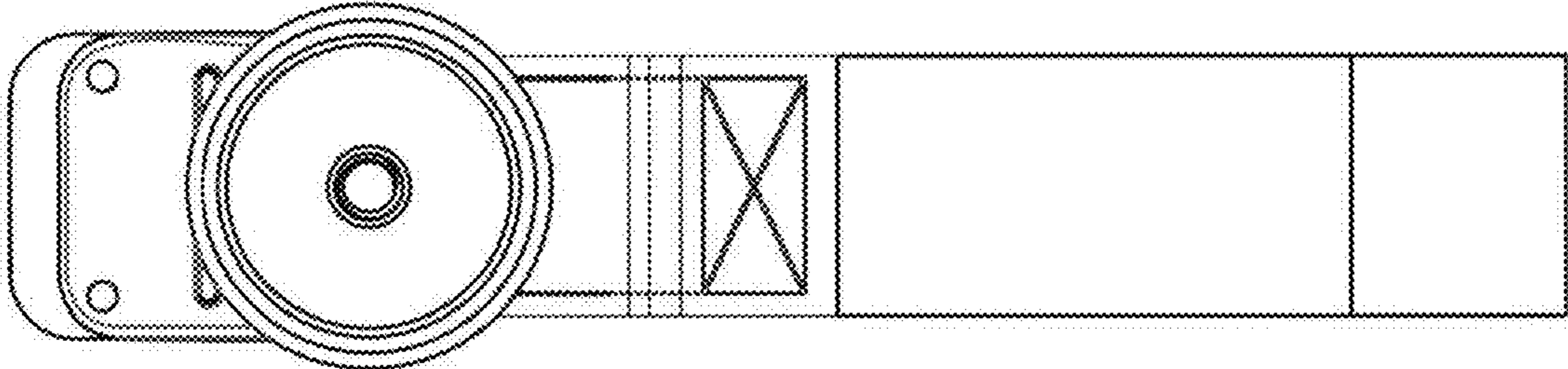


**FIG. 3**



**FIG. 4**





**FIG. 5**

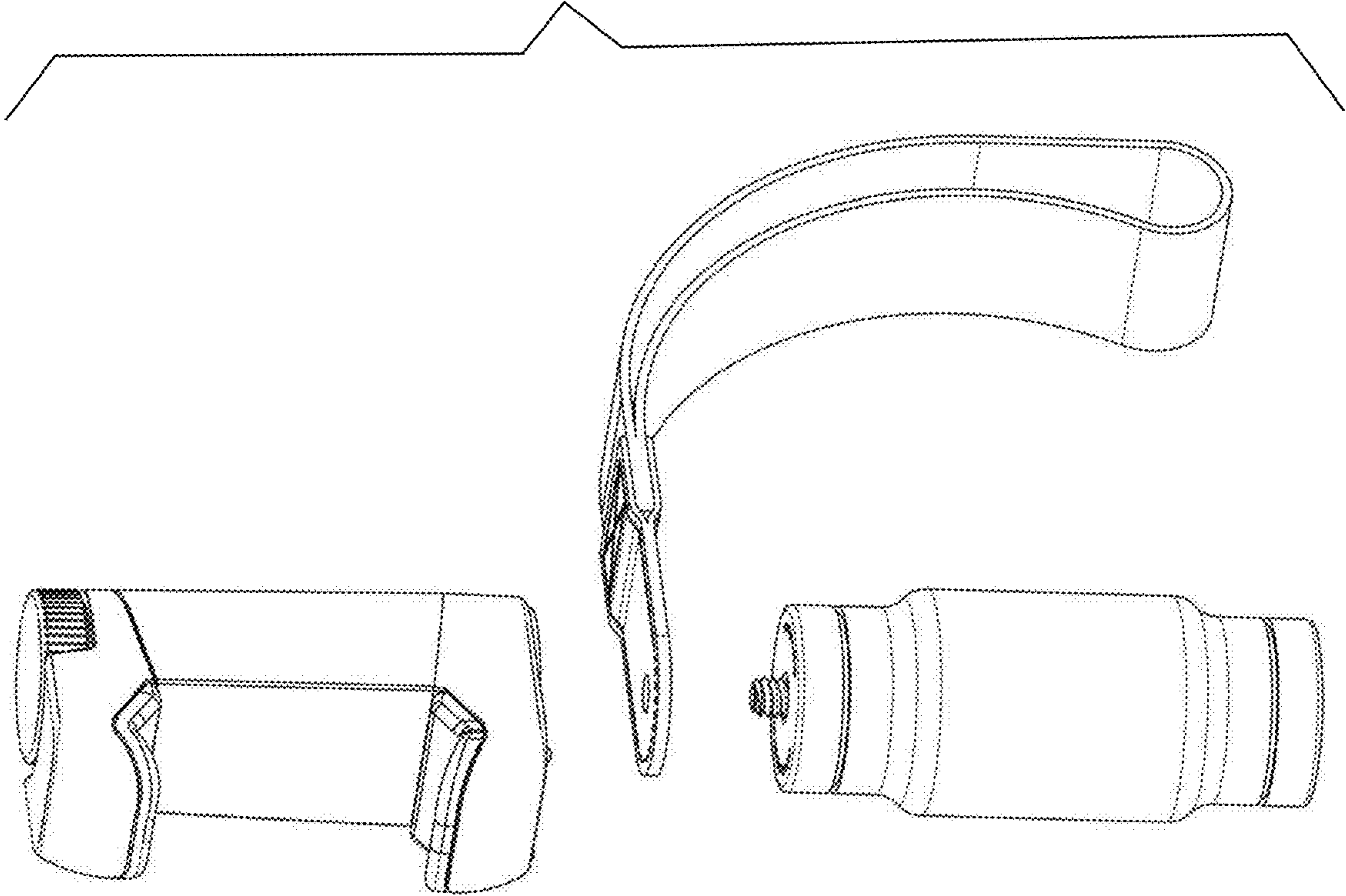


FIG. 6