



US00D829785S

(12) **United States Design Patent** (10) **Patent No.:** **US D829,785 S**
Sakai (45) **Date of Patent:** **** Oct. 2, 2018**

(54) **CUTTING INSERT**
(71) Applicant: **KYOCERA Corporation**, Kyoto-shi,
Kyoto (JP)
(72) Inventor: **Kouhei Sakai**, Moriyama (JP)
(73) Assignee: **KYOCERA Corporation**, Kyoto-shi,
Kyoto (JP)

6,334,740 B1 * 1/2002 Qvarth B23C 5/207
407/36
D487,281 S * 3/2004 Roman D15/139
D523,039 S * 6/2006 Niebauer D15/139
D523,040 S * 6/2006 Niebauer D15/139
D692,036 S * 10/2013 Schleicher D15/139
D806,150 S * 12/2017 Komiyama D15/139
2012/0070242 A1 * 3/2012 Choi B23C 5/109
407/113
2016/0368061 A1 * 12/2016 Harif B23C 5/207

(**) Term: **15 Years**

* cited by examiner

(21) Appl. No.: **29/587,523**

Primary Examiner — Patricia A Palasik

(22) Filed: **Dec. 14, 2016**

(74) *Attorney, Agent, or Firm* — Kenja IP Law PC

(30) **Foreign Application Priority Data**

(57) **CLAIM**

Jun. 23, 2016 (JP) 2016-013335

The ornamental design for a cutting insert, as shown and described.

(51) **LOC (11) Cl.** **15-09**

DESCRIPTION

(52) **U.S. Cl.**
USPC **D15/139**

(58) **Field of Classification Search**
USPC D8/20, 70; D15/126, 131, 138, 139, 140
CPC B23C 5/109; B23C 5/207
See application file for complete search history.

FIG. 1 is a front perspective view of a cutting insert showing my new design;
FIG. 2 is a front view thereof;
FIG. 3 is a top view thereof;
FIG. 4 is a left side view thereof;
FIG. 5 is a rear view thereof;
FIG. 6 is a bottom view thereof;
FIG. 7 is a sectional view thereof taken along line 7-7 in FIG. 3;
FIG. 8 is an enlarged partial top view thereof;
FIG. 9 is a top view thereof; and,
FIG. 10 is a sectional view thereof taken along line 10-10 in FIG. 9.

(56) **References Cited**

U.S. PATENT DOCUMENTS

D280,514 S * 9/1985 Porat D15/139
D291,889 S * 9/1987 Pettersson D15/139
D340,464 S * 10/1993 Markusson D15/139
D341,604 S * 11/1993 Hessman D15/139
D347,012 S * 5/1994 Huston D15/139
D363,076 S * 10/1995 Hansson D15/139
D364,178 S * 11/1995 Hansson D15/139
D367,866 S * 3/1996 Pantzar D15/139
D369,362 S * 4/1996 Pantzar D15/139
D389,497 S * 1/1998 Muren D15/139
D389,846 S * 1/1998 Muren D15/139
D416,917 S * 11/1999 Xie D15/139

The broken lines in the drawings depict unclaimed environmental subject matter. The dash-dot-dash lines directly adjacent to the claimed areas are included to represent the boundaries of the claimed design and form no part of the claimed design.

1 Claim, 10 Drawing Sheets

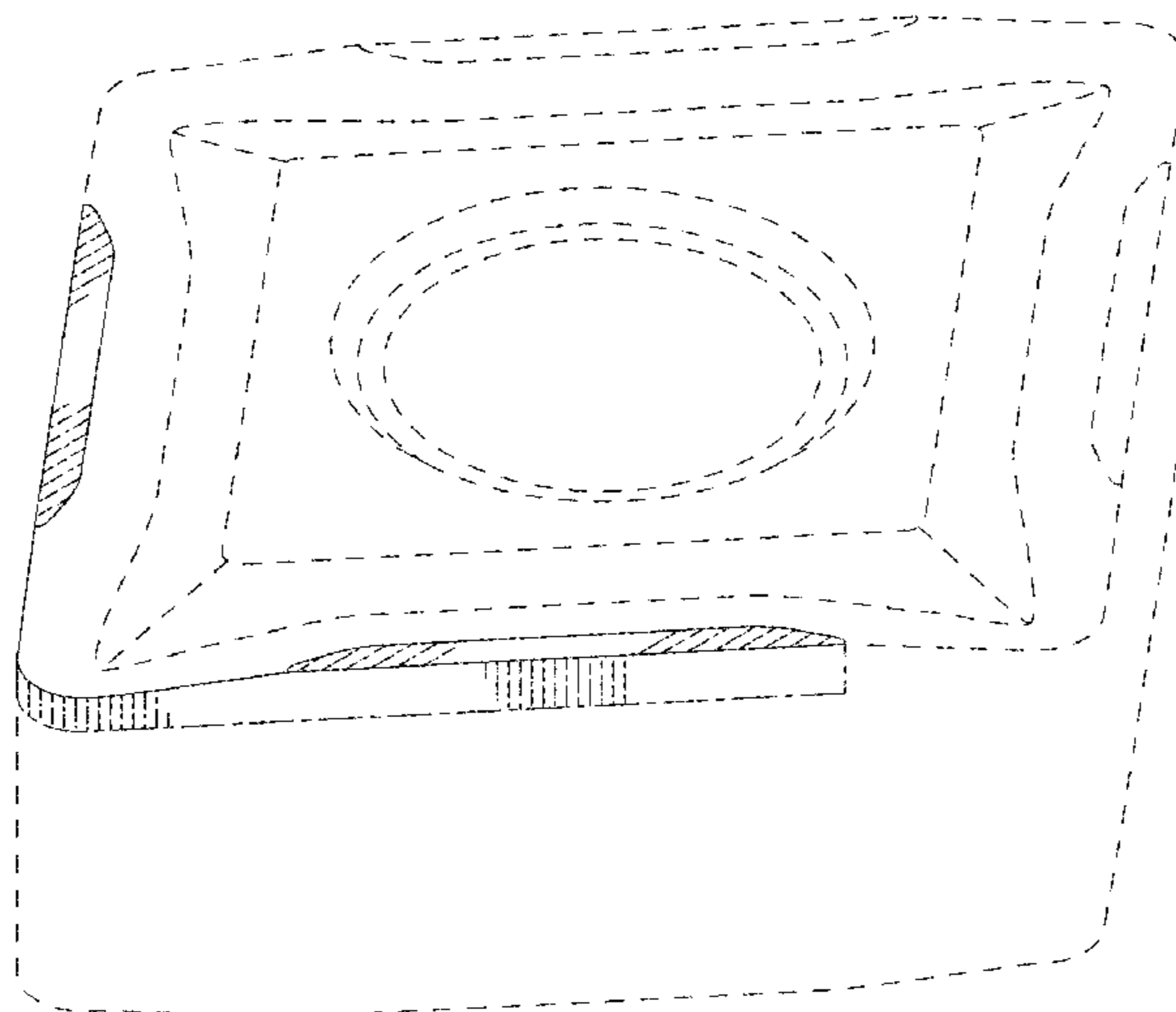


FIG. 1

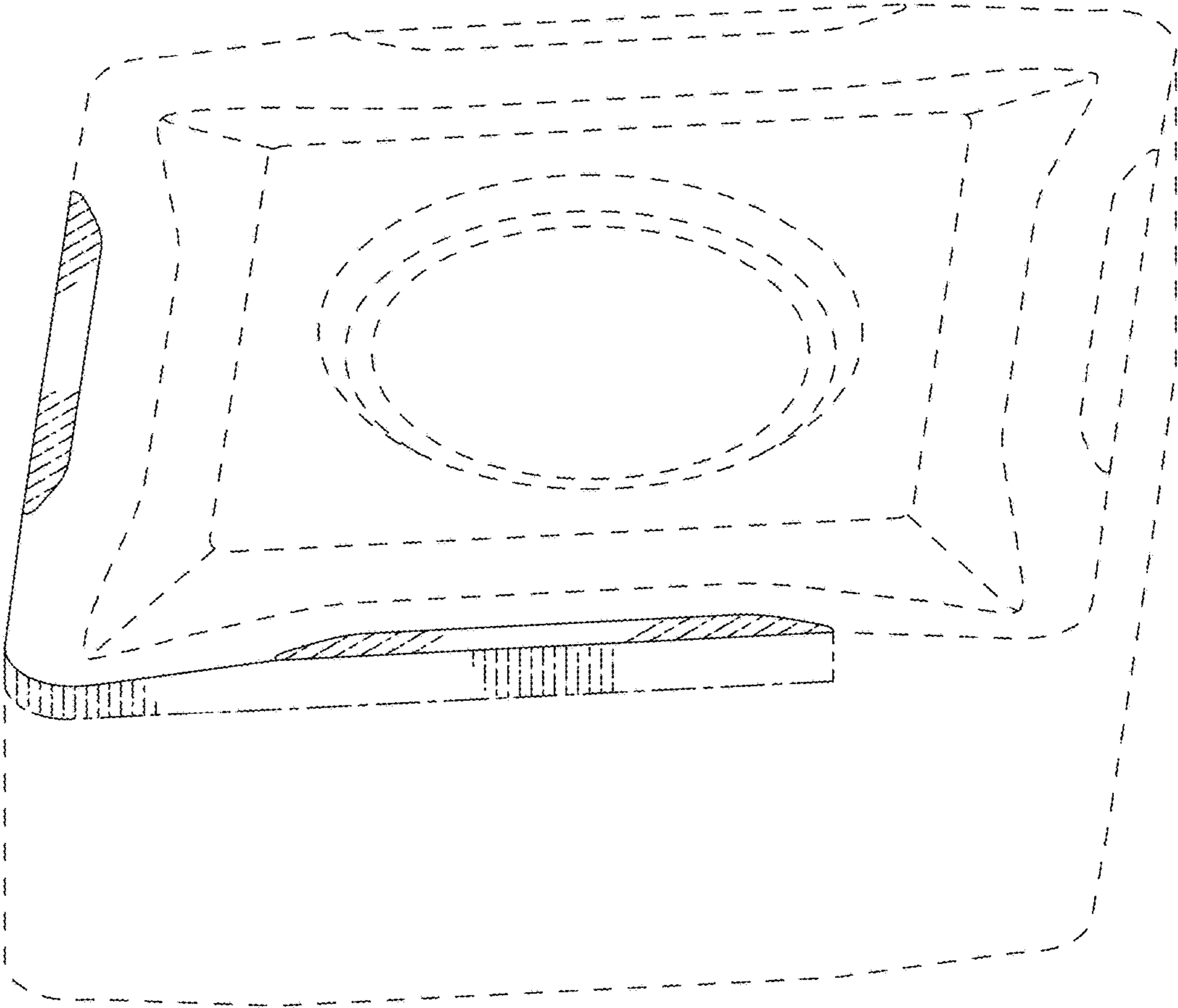


FIG. 2

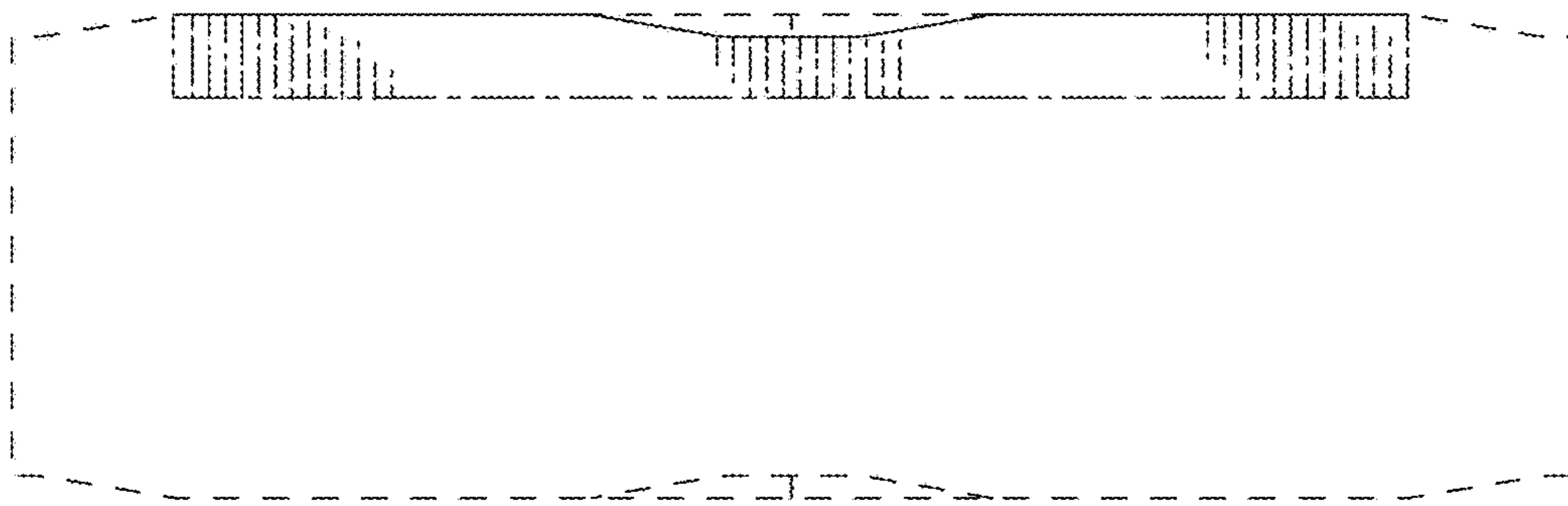


FIG. 3

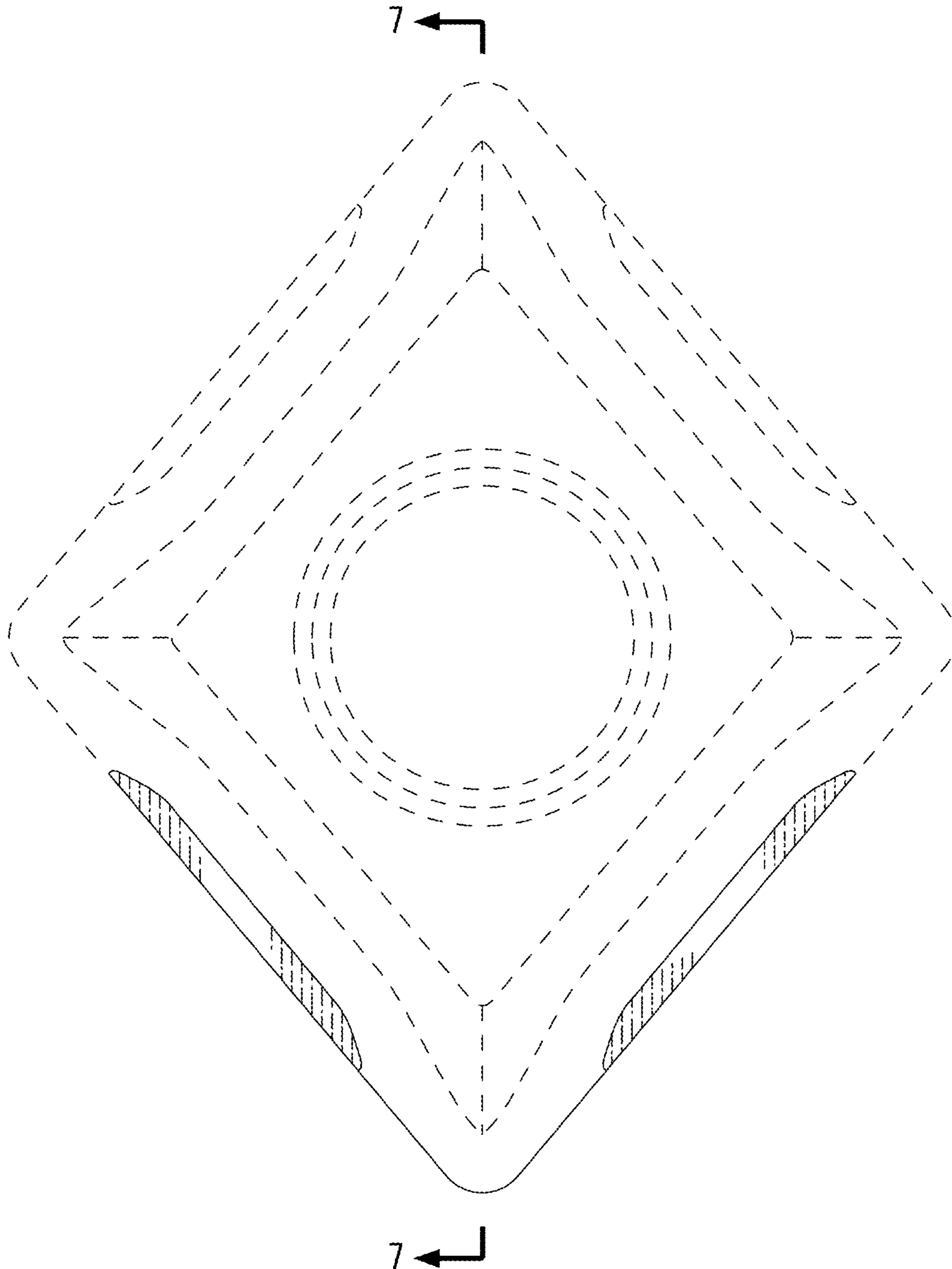


FIG. 4

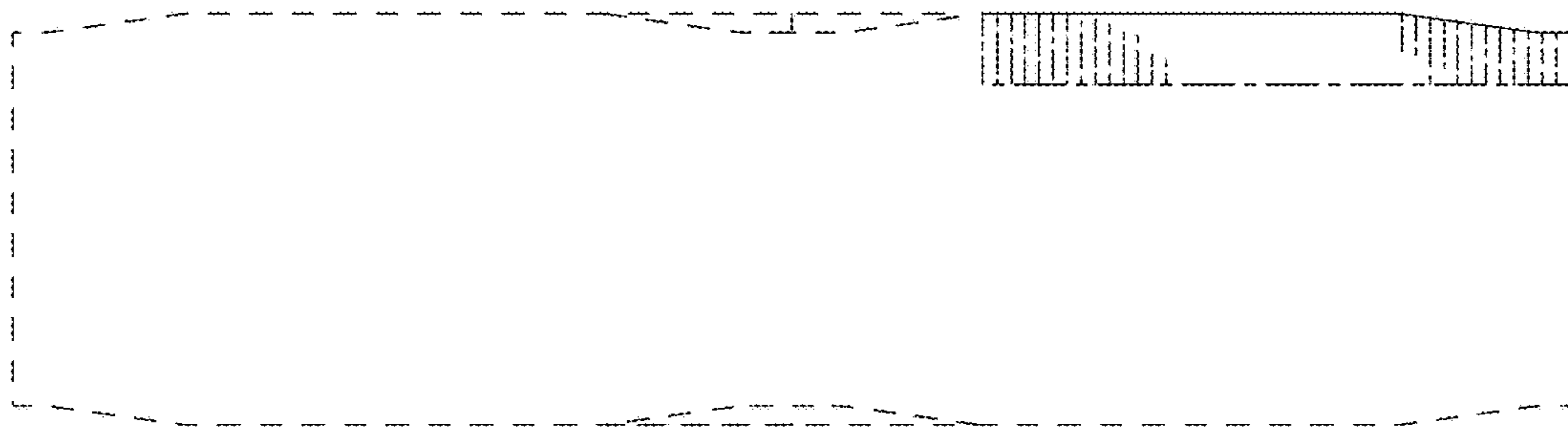


FIG. 5




FIG. 6

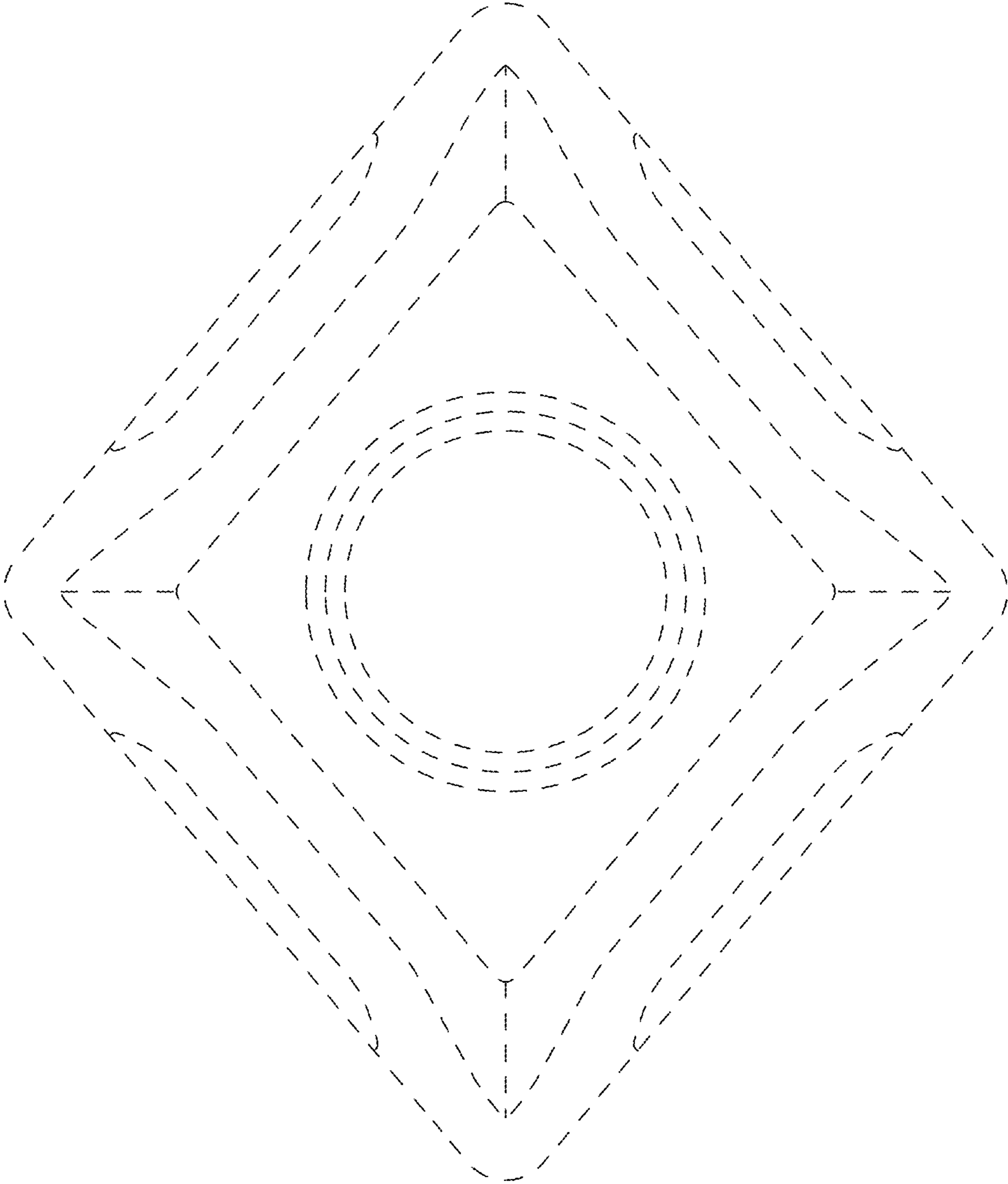


FIG. 7




FIG. 8

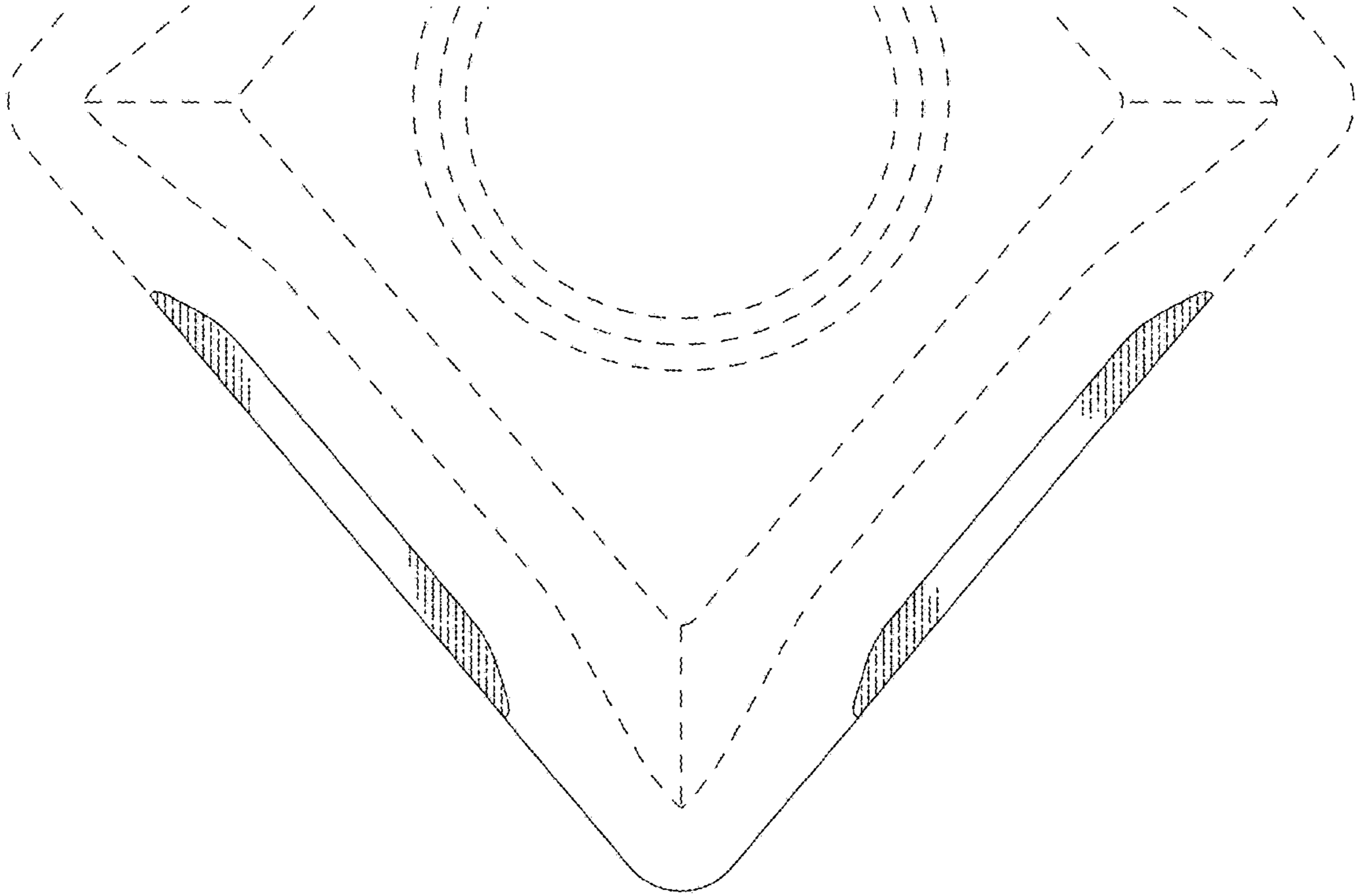


FIG. 9

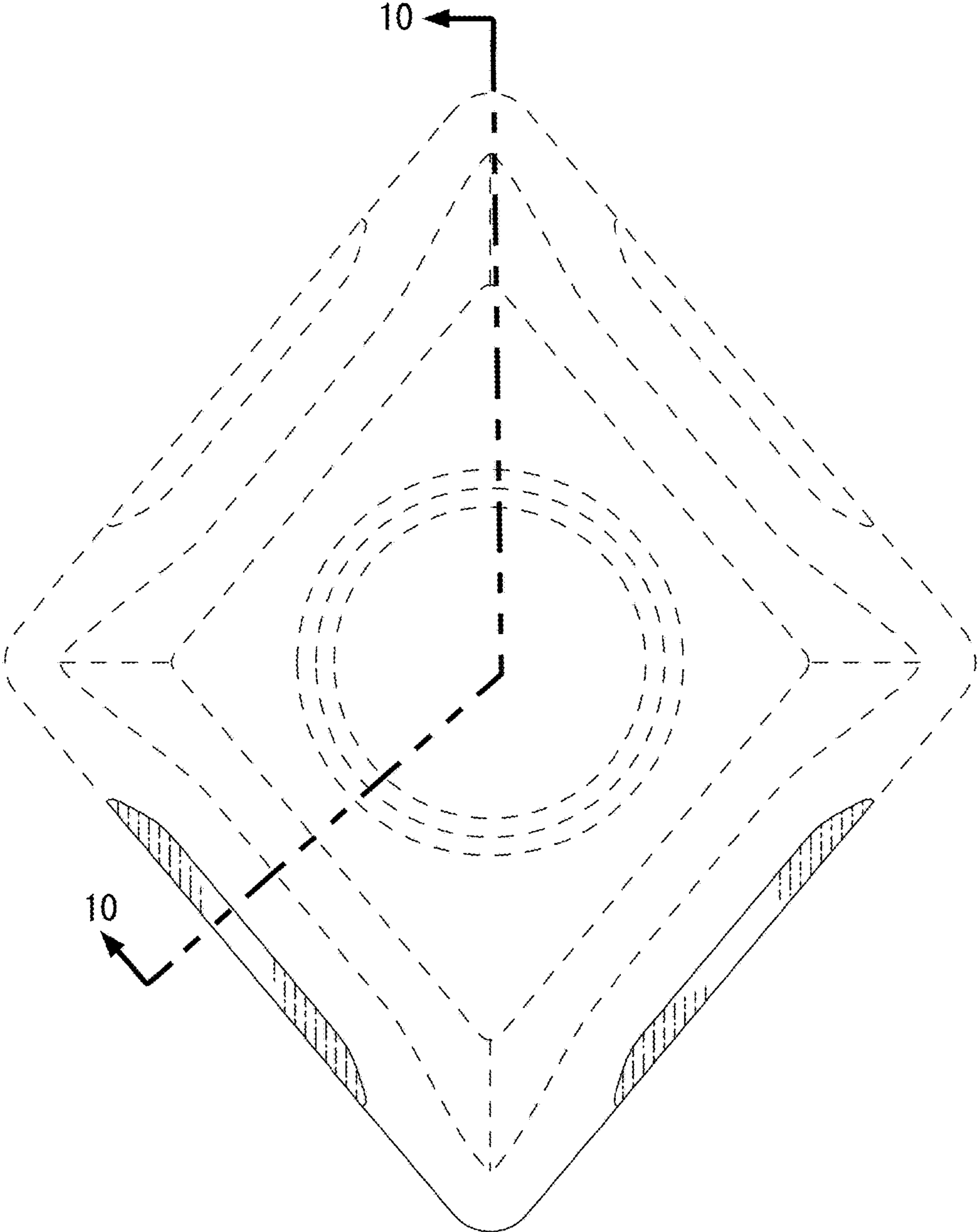


FIG. 10

