



US00D829778S

(12) **United States Design Patent** (10) **Patent No.:** **US D829,778 S**
Ishino (45) **Date of Patent:** **** Oct. 2, 2018**

(54) **VACUUM CHUCK**

Primary Examiner — Richard E Chilcot

(71) Applicant: **NGK SPARK PLUG CO., LTD.**, Aichi (JP)

(74) *Attorney, Agent, or Firm* — Sughrue Mion, PLLC

(72) Inventor: **Tomohiro Ishino**, Sendai (JP)

(57) **CLAIM**

The ornamental design for a vacuum chuck, as shown and described.

(73) Assignee: **NGK SPARK PLUG CO. LTD.**, Nagoya-shi, Aichi (JP)

(**) Term: **15 Years**

DESCRIPTION

(21) Appl. No.: **35/502,184**

1. Vacuum chuck

(22) Filed: **Jun. 27, 2016**

1.1 : Front View

Broken lines represent no part of claimed design.

(80) **Hague Agreement Data**

Int. Filing Date: **Jun. 27, 2016**

Int. Reg. No.: **DM/091580**

Int. Reg. Date: **Jun. 27, 2016**

Int. Reg. Pub. Date: **Dec. 30, 2016**

Dots inside of solid lines represent projected portions which are not colored and are unclaimed.

1.2 : Rear View

Broken lines represent no part of claimed design.

1.3 : Right View

Broken lines represent no part of claimed design.

1.4 : Left View

Broken lines represent no part of claimed design.

(51) **LOC (11) Cl.** **15-09**

(52) **U.S. Cl.**

USPC **D15/130**

CPC **B25B 11/005** (2013.01)

(58) **Field of Classification Search**

USPC D15/130, 138, 140; 269/21; 279/3

CPC .. H01L 21/6838; B25B 11/005; B25B 31/307

See application file for complete search history.

1.5 : Top View

Broken lines represent no part of claimed design.

1.6 : Bottom View

Broken lines represent no part of claimed design.

1.7 : Perspective Enlarged View

Broken lines represent no part of claimed design.

Dots inside of solid lines represent projected portions which are not colored and are unclaimed.

1.8 : Partial Enlarged View of X-Y part of Fig. 1.1

Broken lines represent no part of claimed design.

Dot-dash line illustrates the border of enlarged view and forms no part of the claimed design and forms no part thereof.

1.9 : Cross-Sectional View of A-A line of Fig. 1.1

Broken lines represent no part of claimed design and form no part thereof.

The dotted-dashed broken lines in view 1.9 represent an unclaimed boundary line and form no part of the claimed design; view 1.8 is a partial enlarged view to show a part of the claimed portion; view 1.9 is a cross-sectional view to show a part of the claimed portion.

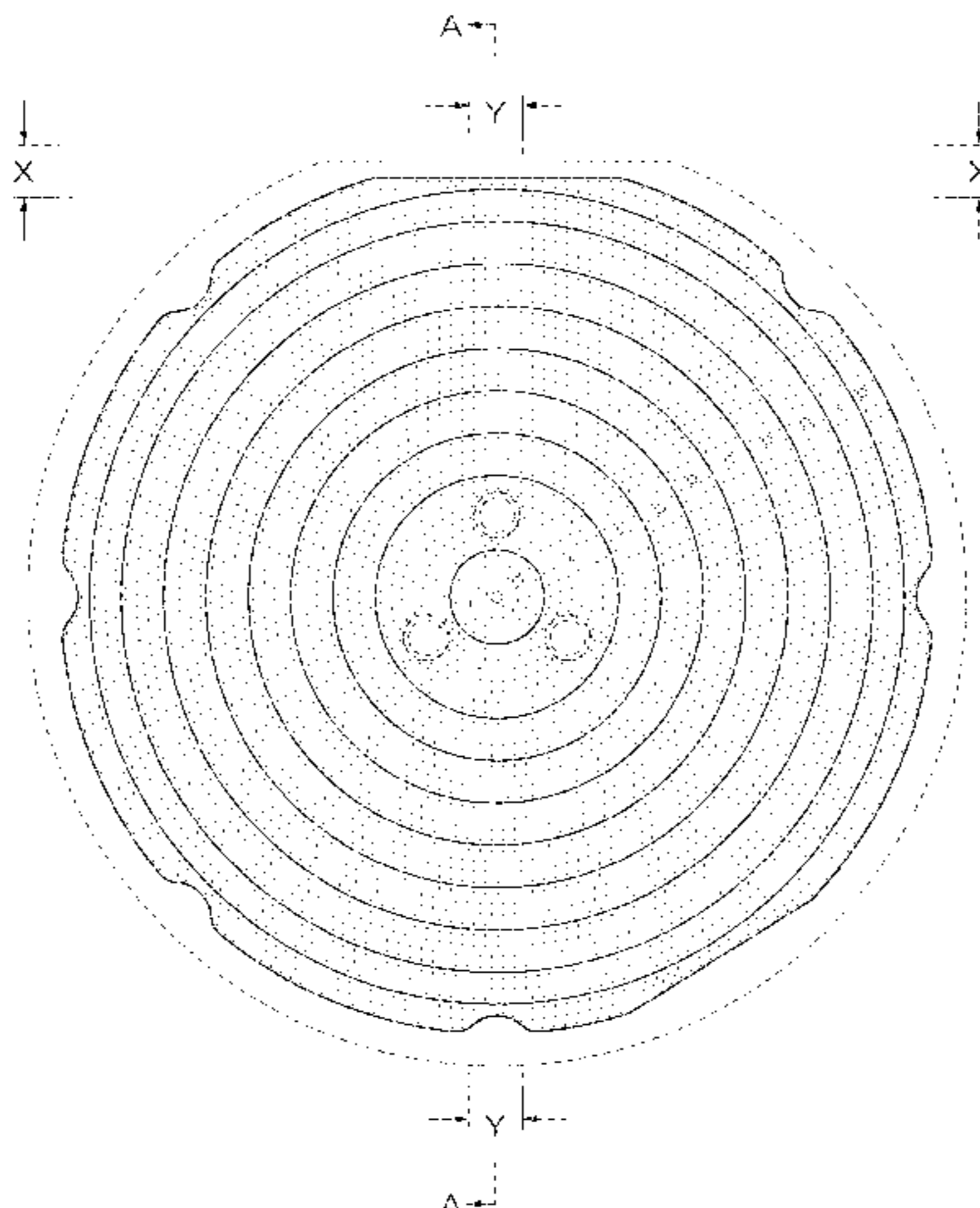
(56) **References Cited**

U.S. PATENT DOCUMENTS

- 2,691,937 A * 10/1954 Emerson B28B 11/001
101/407.1
- 2,852,264 A * 9/1958 Granata B23B 31/307
279/3
- 4,551,192 A * 11/1985 Di Milia G03F 7/707
118/731
- D307,593 S * 5/1990 Chishty D15/130
- 5,564,682 A * 10/1996 Tsuji B25B 11/005
269/21
- 5,857,667 A * 1/1999 Lee B25B 11/005
269/21

(Continued)

1 Claim, 9 Drawing Sheets



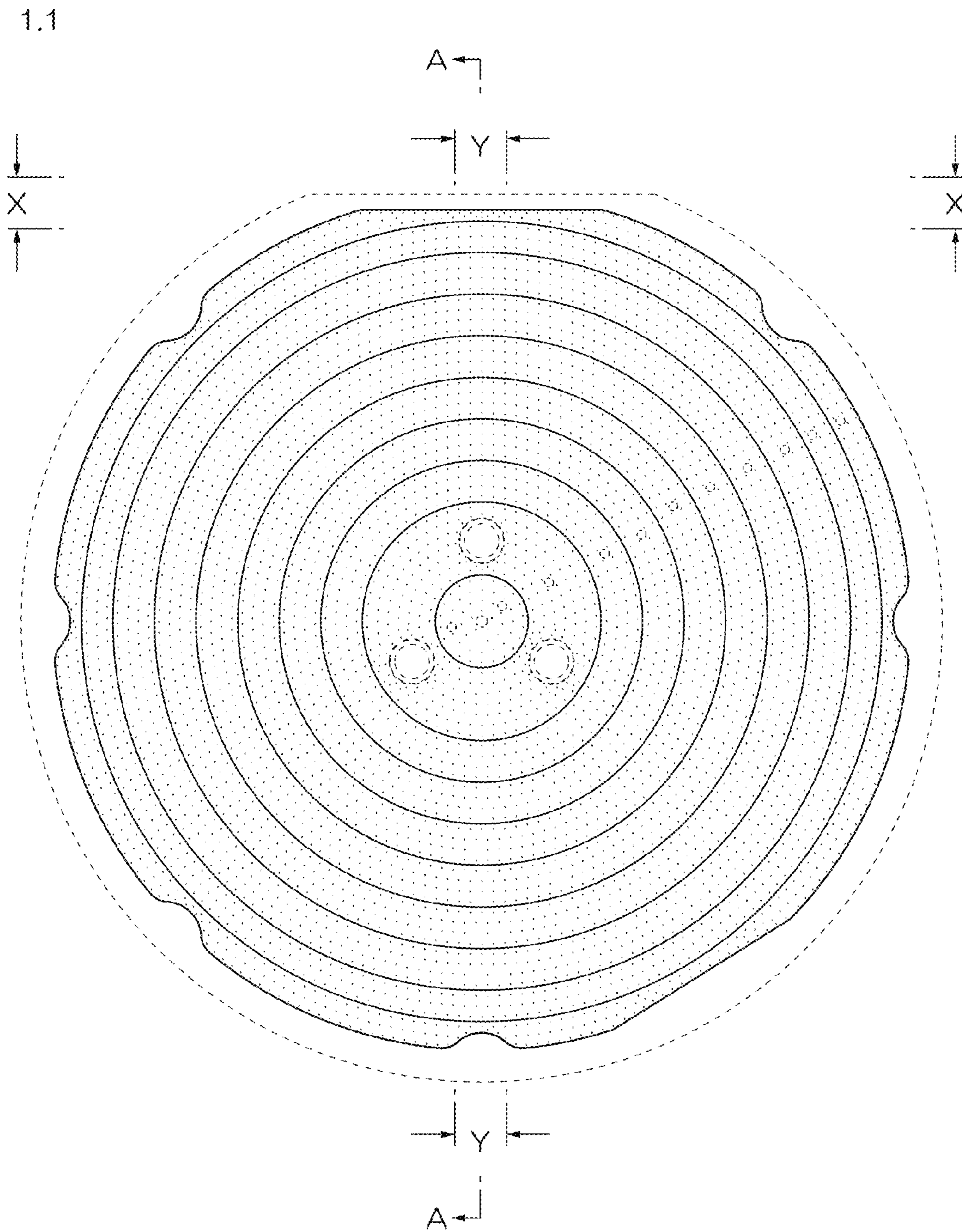
(56)

References Cited

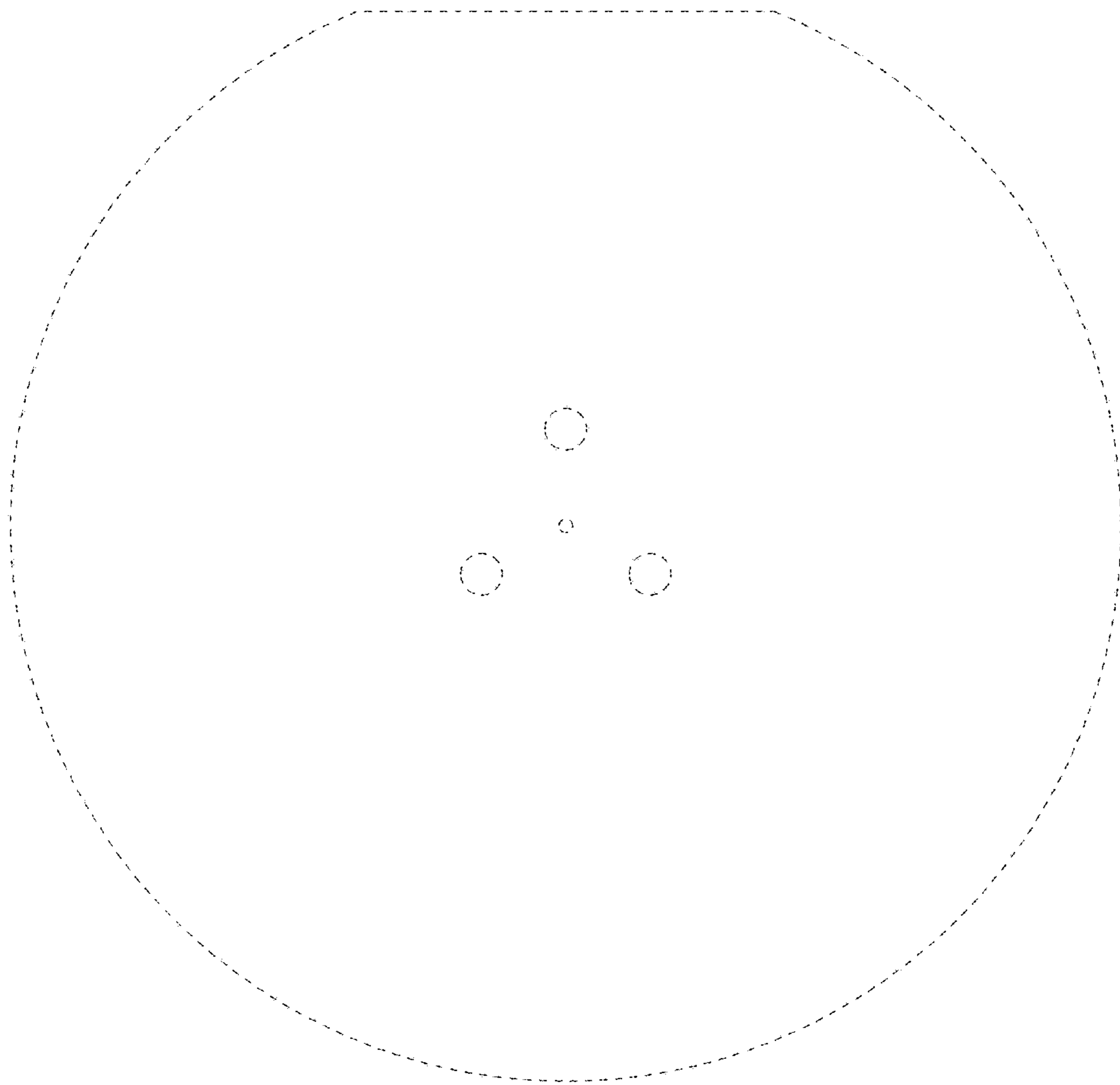
U.S. PATENT DOCUMENTS

6,032,997 A * 3/2000 Elliott B25B 11/005
269/21
6,176,770 B1 * 1/2001 Kao B24B 55/10
451/388
6,271,676 B1 * 8/2001 Montoya H01L 21/6838
279/3
6,464,790 B1 * 10/2002 Sherstinsky C23C 16/45521
118/500
6,538,733 B2 * 3/2003 Gaal H01L 21/6838
356/244
6,994,386 B2 * 2/2006 Hagmann B29D 11/0024
294/188
7,357,115 B2 * 4/2008 Parks H01L 21/67109
123/200
8,122,795 B2 * 2/2012 Goll B26D 3/003
82/1.11
8,336,188 B2 * 12/2012 Monteen H01L 21/6838
269/21
9,558,985 B2 * 1/2017 Wang H01L 21/6838


* cited by examiner



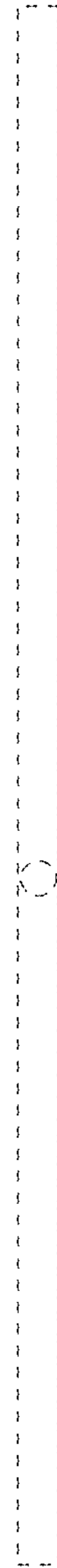
1.2



1.3




1.4

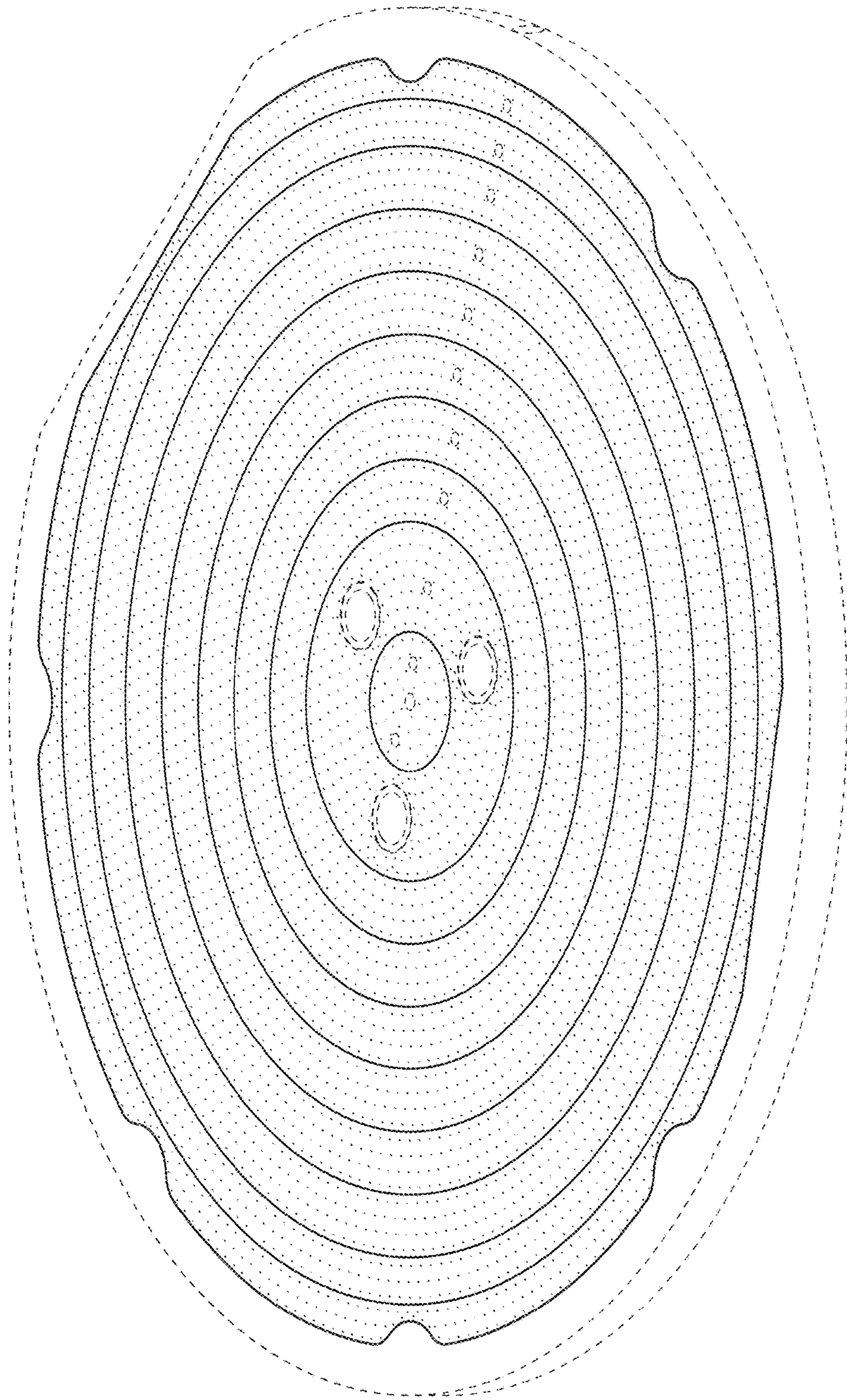


1.5

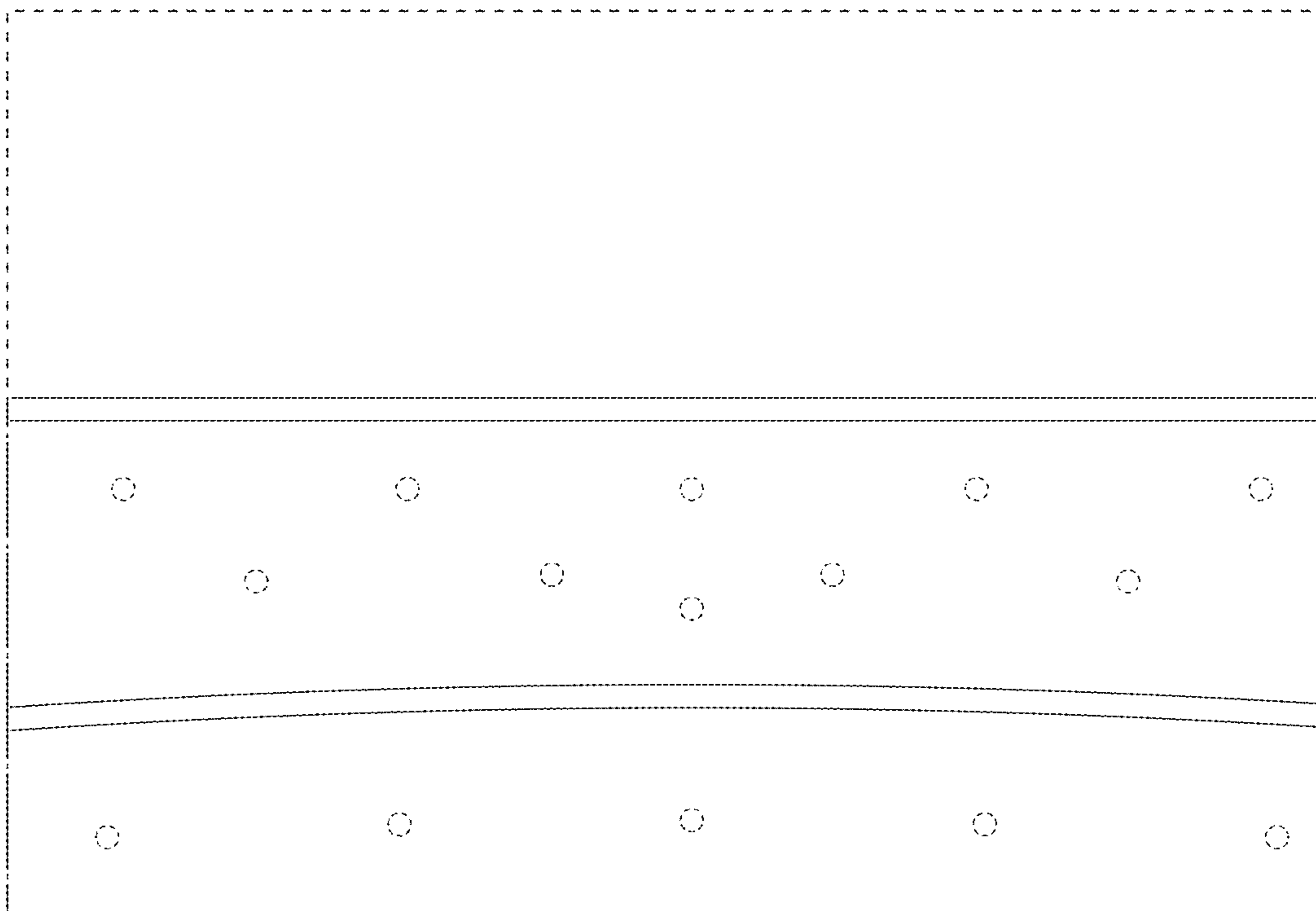


1.6





1.8



1.9

