

US00D829762S

(12) **United States Design Patent** (10) **Patent No.:** **US D829,762 S**
Kwak et al. (45) **Date of Patent:** **** Oct. 2, 2018**

(54) **DISPLAY SCREEN OR PORTION THEREOF WITH ICON**

(71) Applicant: **Samsung Electronics Co., Ltd.**, Suwon-si (KR)

(72) Inventors: **Hyerim Kwak**, Seoul (KR); **Miyeon Park**, Yongin-si (KR); **Minhwa Kim**, Seoul (KR); **Hyunjung Kwon**, Seoul (KR); **Taeun Kim**, Seoul (KR)

(73) Assignee: **SAMSUNG ELECTRONICS CO., LTD.**, Suwon-si (KR)

(**) Term: **15 Years**

(21) Appl. No.: **29/589,885**

(22) Filed: **Jan. 5, 2017**

(30) **Foreign Application Priority Data**

Sep. 7, 2016 (KR) 30-2016-0044027

(51) **LOC (11) Cl.** **14-04**

(52) **U.S. Cl.**
USPC **D14/489**; D14/491

(58) **Field of Classification Search**
USPC D14/485–495
CPC G06F 3/048; G06F 3/0481; G06F 3/04817;
G06F 3/0482; G06F 3/0483; G06F 3/04842; G06F 3/0485; G06F 3/04855;
G06F 3/0486; G06F 3/0488; G06F 3/04886; G06F 9/4443; G06F 17/211;
G06F 17/212

See application file for complete search history.

(56) **References Cited**

U.S. PATENT DOCUMENTS

D579,948 S * 11/2008 Marmier D14/488
D593,571 S * 6/2009 Ball D14/485

D652,429 S * 1/2012 Steele D14/493
D652,843 S * 1/2012 van Os D14/493
D664,563 S * 7/2012 Phelan D14/492
D678,901 S * 3/2013 Gleasman D14/489
D683,756 S * 6/2013 Phelan D14/489
D684,182 S * 6/2013 Phelan D14/489
D687,857 S * 8/2013 Prekaski D14/489
D695,308 S * 12/2013 Lee D14/491
D705,812 S * 5/2014 Gerssen D14/493
D709,088 S * 7/2014 Barcheck D14/489
D749,638 S * 2/2016 Park D14/492
D760,282 S * 6/2016 Yoon D14/489
D760,789 S * 7/2016 Su D14/493
D768,193 S * 10/2016 Choi D14/491
D771,137 S * 11/2016 Lee D14/493
D775,667 S * 1/2017 Vulk D14/492
D785,045 S * 4/2017 Coffman D14/492
D788,814 S * 6/2017 Ashley-Rollman D14/489

(Continued)

Primary Examiner — Kevin K Rudzinski

Assistant Examiner — Jack Reickel

(74) *Attorney, Agent, or Firm* — McAndrews Held & Malloy, Ltd.

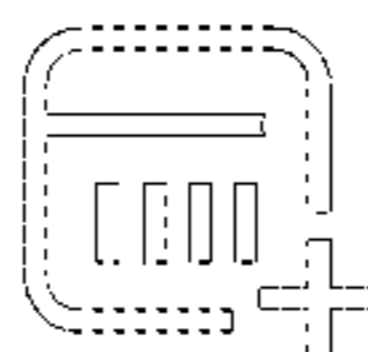
(57) **CLAIM**

The ornamental design for a display screen or portion thereof with icon, as shown and described.

DESCRIPTION

FIG. 1 is a front view of a first embodiment of a display screen or portion thereof with icon showing our new design; FIG. 2 is a front view of a second embodiment of a display screen or portion thereof with icon showing our new design; and, FIG. 3 is a front view of a third embodiment of a display screen or portion thereof with icon showing our new design. The outer perimeter shown in broken line in the drawings illustrates a display screen or portion thereof and forms no part of the claimed design.

1 Claim, 3 Drawing Sheets



(56)

References Cited

U.S. PATENT DOCUMENTS

D800,171 S * 10/2017 Hemsley D14/493
D801,390 S * 10/2017 Park D14/492
D814,511 S * 4/2018 Henderson D14/489

* cited by examiner

FIG. 1




FIG. 2

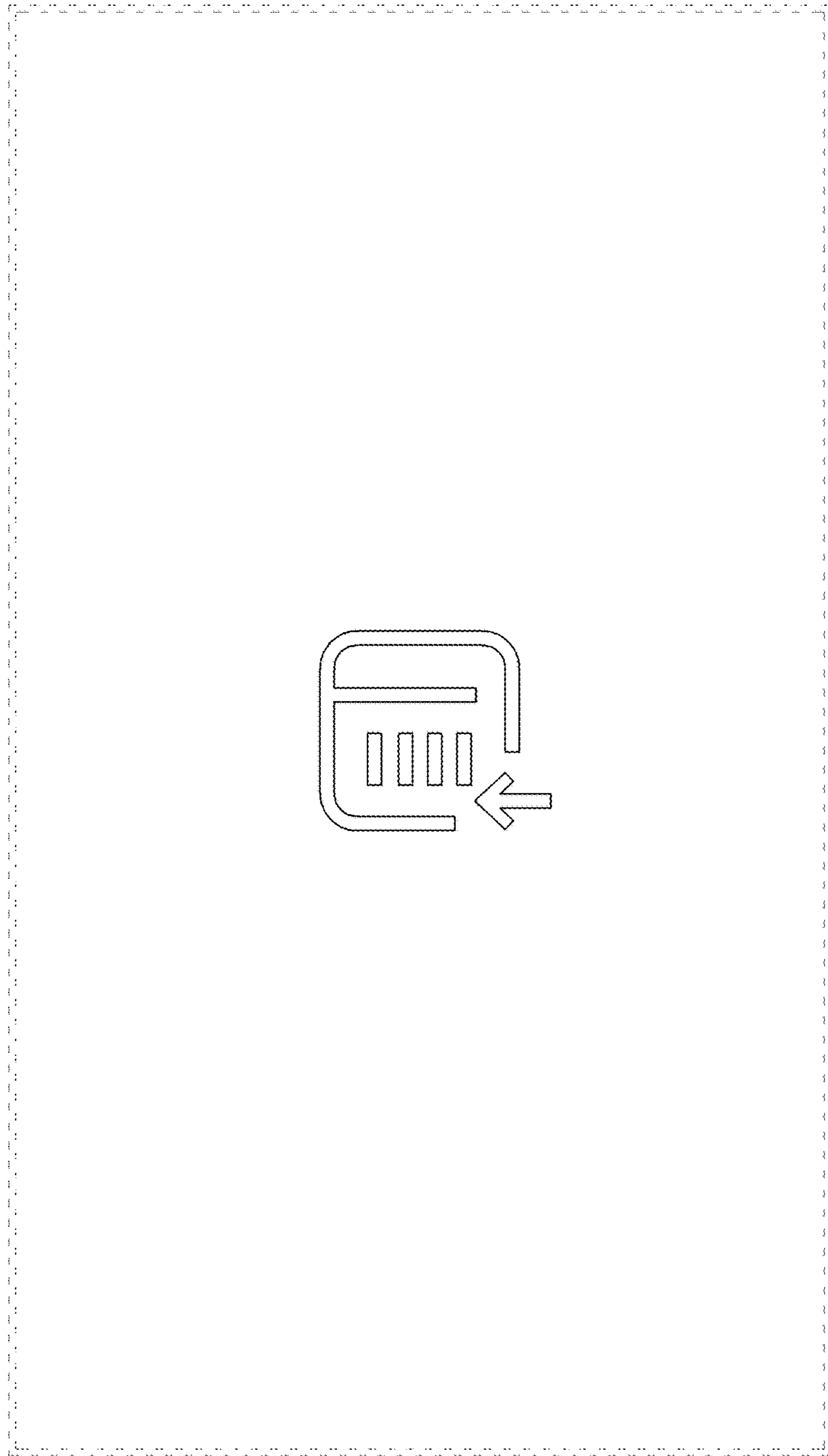


FIG. 3

