



US00D829743S

(12) **United States Design Patent**
Phillips et al.

(10) **Patent No.:** **US D829,743 S**
(45) **Date of Patent:** **** Oct. 2, 2018**

(54) **DISPLAY SCREEN OR PORTION THEREOF WITH TRANSITIONAL GRAPHICAL USER INTERFACE**

(71) Applicant: **SPOTIFY AB**, Stockholm (SE)

(72) Inventors: **Joe Phillips**, Stockholm (SE); **Ivo Silva**, Stockholm (SE); **Stanley Wood**, Stockholm (SE)

(73) Assignee: **SPOTIFY AB**, Stockholm (SE)

(**) Term: **15 Years**

(21) Appl. No.: **29/582,698**

(22) Filed: **Oct. 28, 2016**

(51) **LOC (11) Cl.** **14-04**

(52) **U.S. Cl.**

USPC **D14/486**; D14/488

(58) **Field of Classification Search**

USPC D14/485-488

CPC .. G06F 3/0481; G06F 3/0482; G06F 3/04842;

G06F 3/0488; G06F 3/0489; G06F

3/04817; G06F 17/30053; G06T 2200/24;

G06Q 50/01; H04L 51/32; G10H 1/0008

See application file for complete search history.

(56) **References Cited**

U.S. PATENT DOCUMENTS

6,466,237 B1 * 10/2002 Miyao G06F 3/0483
707/E17.029

7,437,005 B2 * 10/2008 Drucker G06F 3/0483
382/205

D599,366 S * 9/2009 Brown D14/485

D613,300 S * 4/2010 Chaudhri D14/488

D615,549 S * 5/2010 Caine D14/486

D624,927 S * 10/2010 Allen D14/486

D653,260 S * 1/2012 Vance D14/486

D682,842 S * 5/2013 Kurata D14/485

D686,236 S * 7/2013 Gardner D14/486

D701,520 S * 3/2014 Jung D14/486

D711,397 S * 8/2014 Lawson D14/486

D712,419 S * 9/2014 Song G06F 3/04817
D14/486

D722,609 S * 2/2015 Lee D14/486

D724,603 S * 3/2015 Williams D14/485

D735,741 S * 8/2015 Kim D14/486

D736,244 S * 8/2015 Kang D14/488

D737,314 S * 8/2015 Shiplacoff 14/488

D738,383 S * 9/2015 Lim D14/485

D752,607 S * 3/2016 Zhang D14/485

(Continued)

Primary Examiner — Darlington Ly

Assistant Examiner — Katherine A Holbrow

(74) *Attorney, Agent, or Firm* — Tucker Ellis LLP

(57) **CLAIM**

The ornamental design for a display screen or portion thereof with transitional graphical user interface, as shown and described.

DESCRIPTION

FIG. 1 is a front view of a display screen or portion thereof with graphical user interface, showing a first image of a sequence for our new design;

FIG. 2 is a second image thereof;

FIG. 3 is a third image thereof;

FIG. 4 is a fourth image thereof;


FIG. 5 is a fifth image thereof; and,

FIG. 6 is a sixth image thereof.

The broken line showing the electronic device is provided for the purpose of illustrating environmental structure; whereas all other broken lines illustrate portions of the display screen with graphical user interface. No subject matter depicted in any of the aforementioned broken lines forms part of the claimed design.

The appearance of the transitional image sequentially transitions between the images shown in FIGS. 1-6. The process or period in which one image transitions to another image forms no part of the claimed design.

1 Claim, 6 Drawing Sheets



(56)

References Cited

U.S. PATENT DOCUMENTS

D757,067	S *	5/2016	Kim	D14/486
D765,101	S *	8/2016	Park	D14/485
D772,901	S *	11/2016	Cho	D14/486
D774,515	S *	12/2016	Kim	D14/485
D780,220	S *	2/2017	Kim	D14/492
D782,513	S *	3/2017	Park	D14/486
D790,595	S *	6/2017	Forsblom	D14/492
D798,899	S *	10/2017	Wen	D14/488
D802,615	S *	11/2017	Zhao	D14/486
D806,741	S *	1/2018	Majernik	D14/488
D813,267	S *	3/2018	Alonso Ruiz	D14/488
D815,130	S *	4/2018	Phillips	D14/486
2002/0054158	A1 *	5/2002	Asami	G06F 3/04815 715/838
2007/0067738	A1 *	3/2007	Flynt	H04M 1/72522 715/810
2008/0024444	A1 *	1/2008	Abe	G06F 3/0485 345/157
2009/0204925	A1 *	8/2009	Bhat	G06F 1/1626 715/778
2010/0125786	A1 *	5/2010	Ozawa	G06F 3/04845 715/702
2010/0325568	A1 *	12/2010	Pedersen	G06F 17/30994 715/765
2012/0017147	A1 *	1/2012	Mark	G06F 1/1639 715/702
2015/0067582	A1 *	3/2015	Donnelly	G06F 3/0485 715/784

* cited by examiner

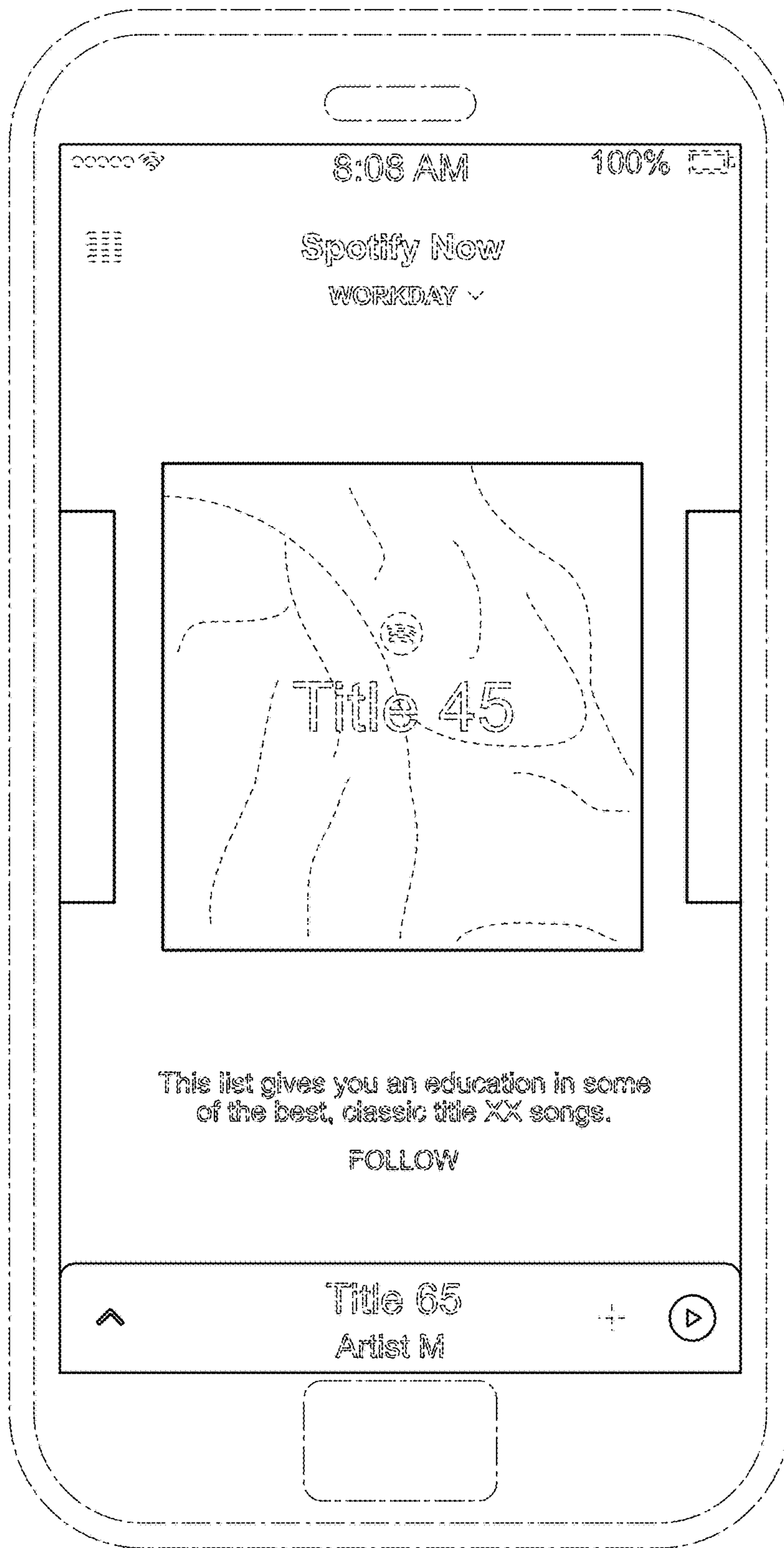


FIG. 1

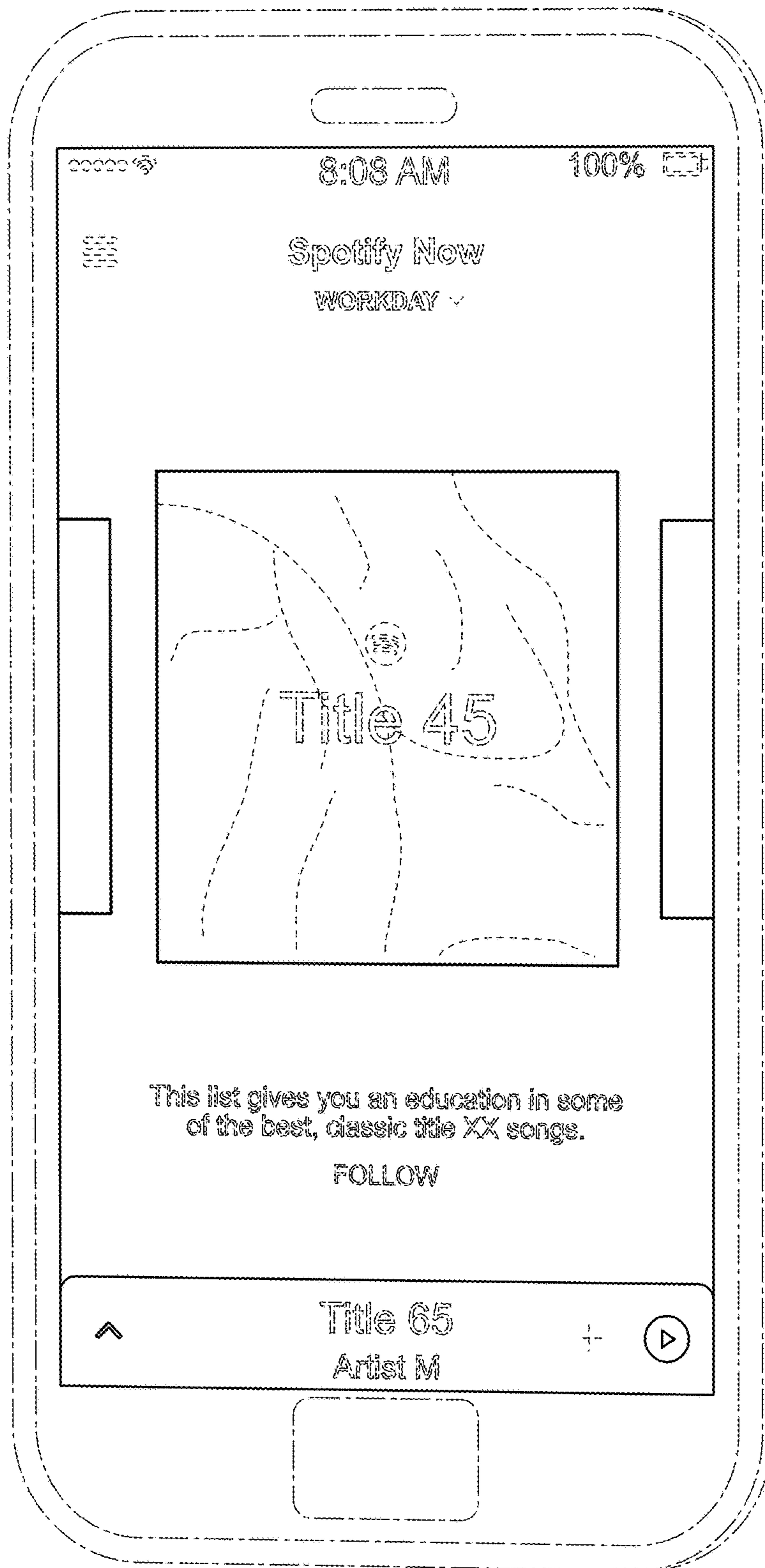


FIG. 2

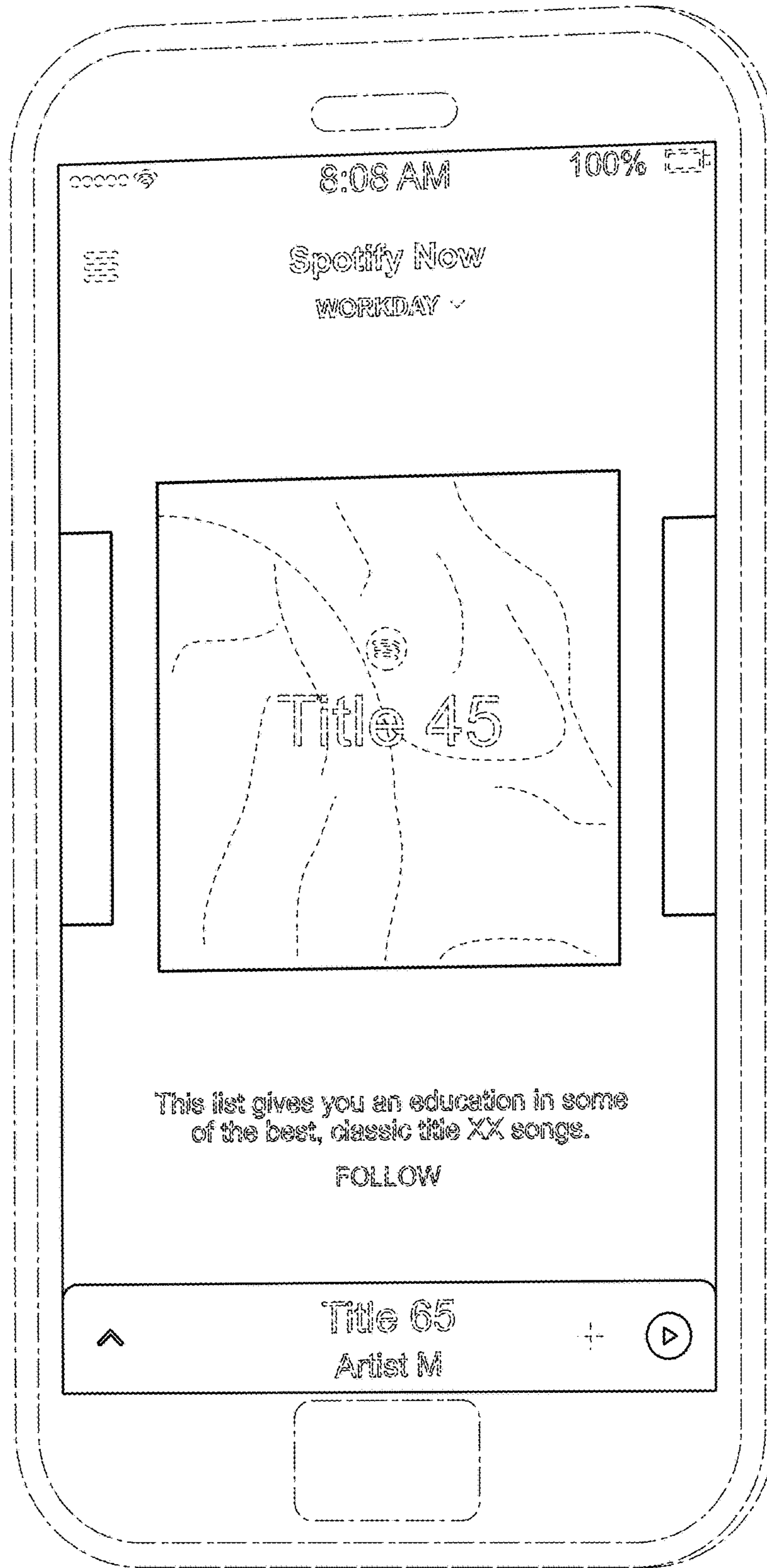


FIG. 3

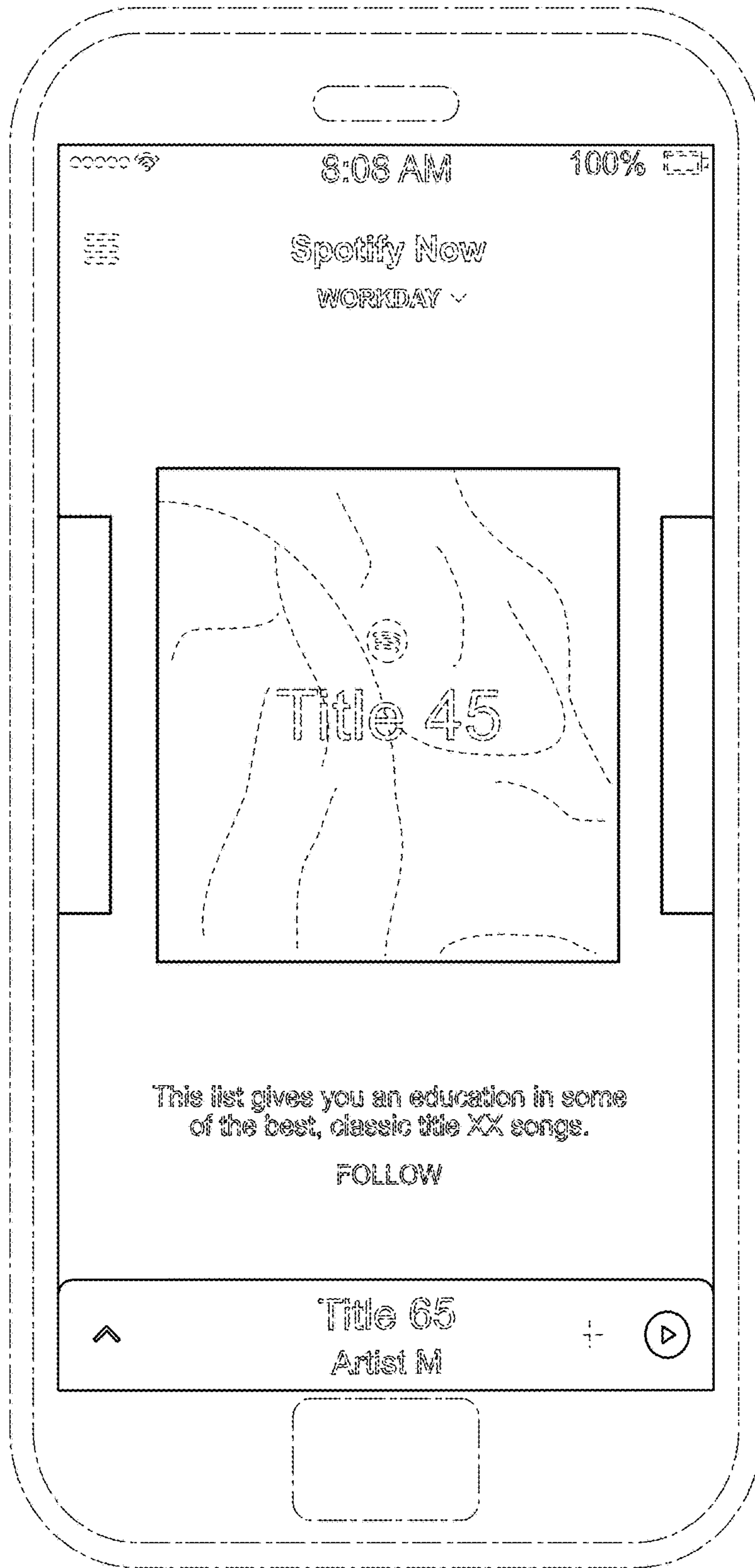


FIG. 4

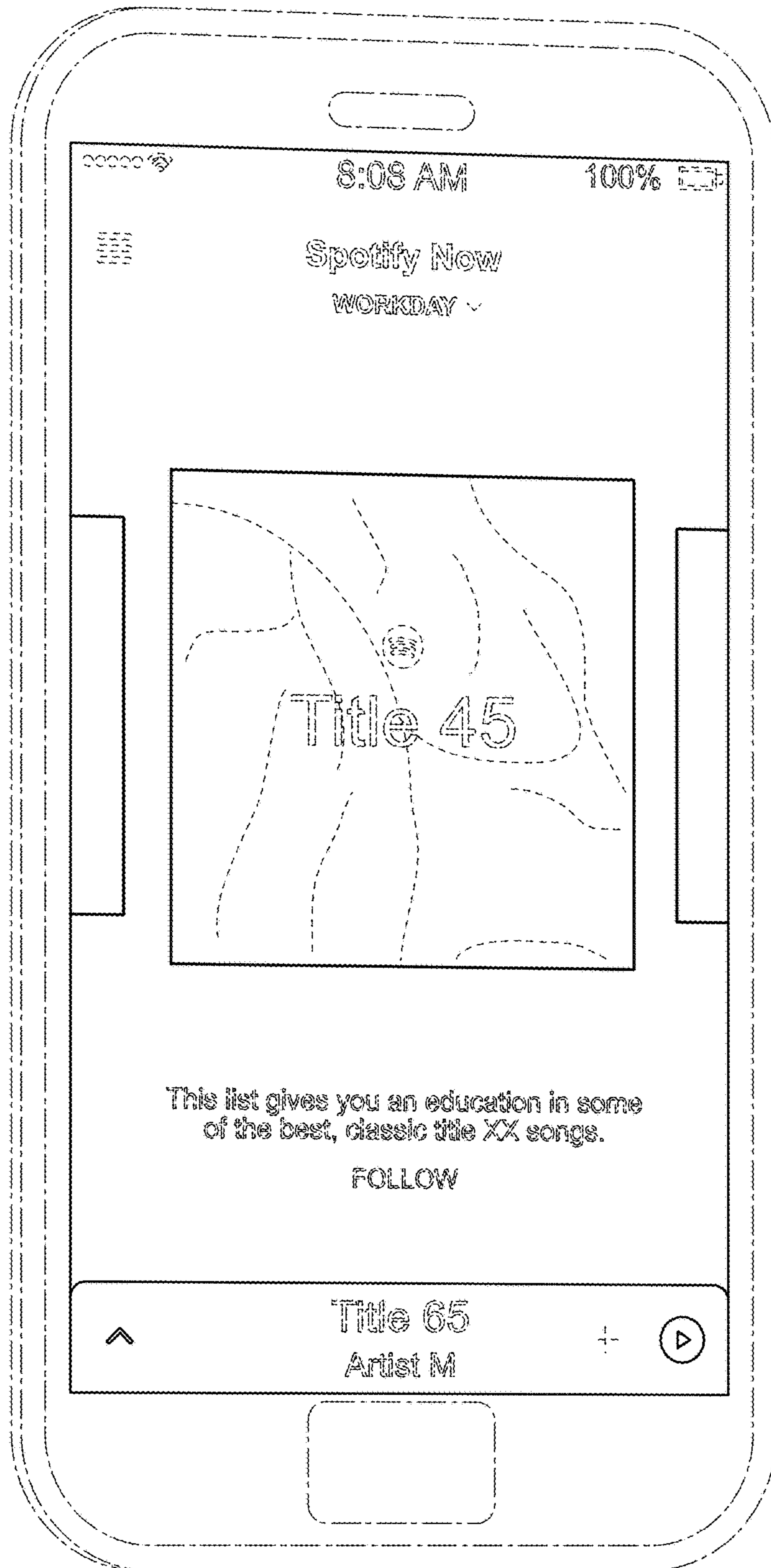


FIG. 5

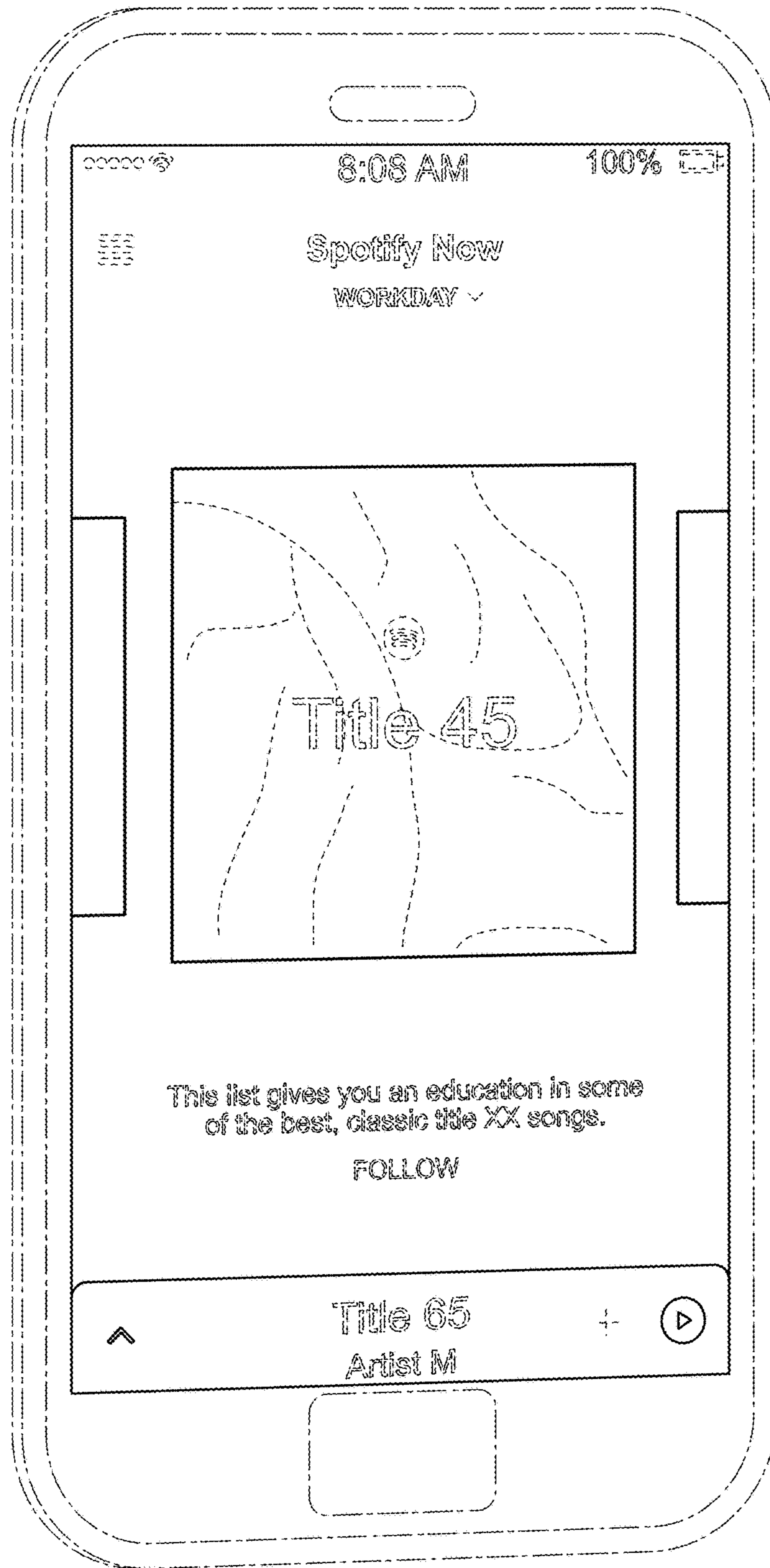


FIG. 6