



US00D829729S

(12) **United States Design Patent** (10) **Patent No.:** **US D829,729 S**
McGlasson et al. (45) **Date of Patent:** **** Oct. 2, 2018**

(54) **DISPLAY SCREEN OR PORTION THEREOF WITH GRAPHICAL USER INTERFACE**

(71) Applicant: **United Services Automobile Association (USAA)**, San Antonio, TX (US)

(72) Inventors: **Michael Aaron McGlasson**, Austin, TX (US); **Stephen Holloway**, San Antonio, TX (US); **Lea B. Sims**, San Antonio, TX (US); **Richard R. Rohrbough**, Boerne, TX (US); **Paul LaFleur**, San Antonio, TX (US); **Emily Eaton**, San Antonio, TX (US); **Joseph Wall**, San Antonio, TX (US); **Nathan J. Rowe**, San Antonio, TX (US); **Gualberto Camacho**, San Antonio, TX (US); **Melisa Izaguirre**, Boerne, TX (US)

(73) Assignee: **United Services Automobile Association (USAA)**, San Antonio, TX (US)

(**) Term: **15 Years**

(21) Appl. No.: **29/579,409**

(22) Filed: **Sep. 29, 2016**

(51) **LOC (11) Cl.** **14-04**

(52) **U.S. Cl.**
USPC **D14/485**

(58) **Field of Classification Search**
USPC D14/485, 486, 487-488, 489-495
CPC .. G06Q 10/10; G06Q 30/0281; H04L 12/813; H04L 12/581; H04L 12/1813; H04N 7/16; H04M 3/567
See application file for complete search history.

(56) **References Cited**

U.S. PATENT DOCUMENTS

D546,336 S * 7/2007 Vong D14/485
D576,173 S * 9/2008 Oshiro D14/486

D585,453 S * 1/2009 Chen D14/485
D593,574 S * 6/2009 Guimaraes D14/486
D621,844 S * 8/2010 Van Os D14/485
D631,890 S * 2/2011 Vance D14/487
D636,401 S * 4/2011 Vance D14/486
D694,257 S * 11/2013 McKinley D14/486
D696,263 S * 12/2013 Ray D14/485
D710,372 S * 8/2014 Dellinger D14/486
D728,612 S * 5/2015 Frick D14/488
D747,338 S * 1/2016 Lee D14/487
D779,542 S * 2/2017 Boot D14/487
D781,874 S * 3/2017 Dunn D14/485
D786,887 S * 5/2017 Lee D14/485
2017/0031449 A1 * 2/2017 Karsten G06F 19/322

* cited by examiner

Primary Examiner — Robin Valery Webster

Assistant Examiner — Rachel A Voorhies

(74) *Attorney, Agent, or Firm* — Fletcher Yoder, P.C.

(57) **CLAIM**

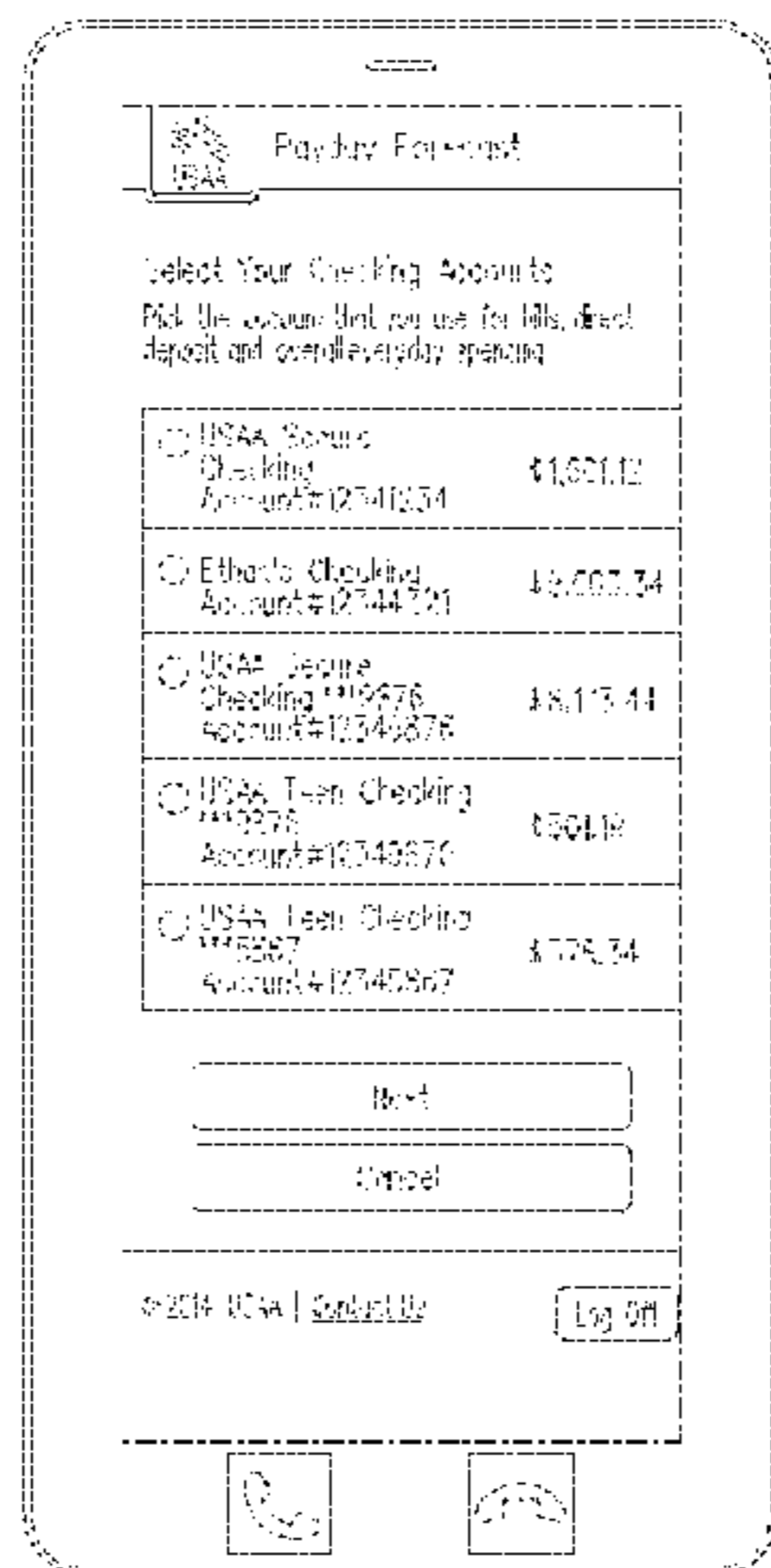
The ornamental design for a display screen or portion thereof with graphical user interface, as shown and described in the figures.

DESCRIPTION

FIG. 1 illustrates a front view of a display screen or portion thereof with graphical user interface (GUI), wherein parts of the GUI are shown in broken lines for illustrative purposes; FIG. 2 illustrates a front view of a second embodiment of the GUI set forth in FIG. 1; and, FIG. 3 illustrates a front view of the third embodiment of the GUI set forth in FIG. 1.

In this drawing, the solid lines illustrate the claimed ornamental design, whereas the broken lines illustrate environmental features, such as the display screen or the device that depicts ornamental design, that form no part of the claimed ornamental design of the subject embodiment.

1 Claim, 3 Drawing Sheets



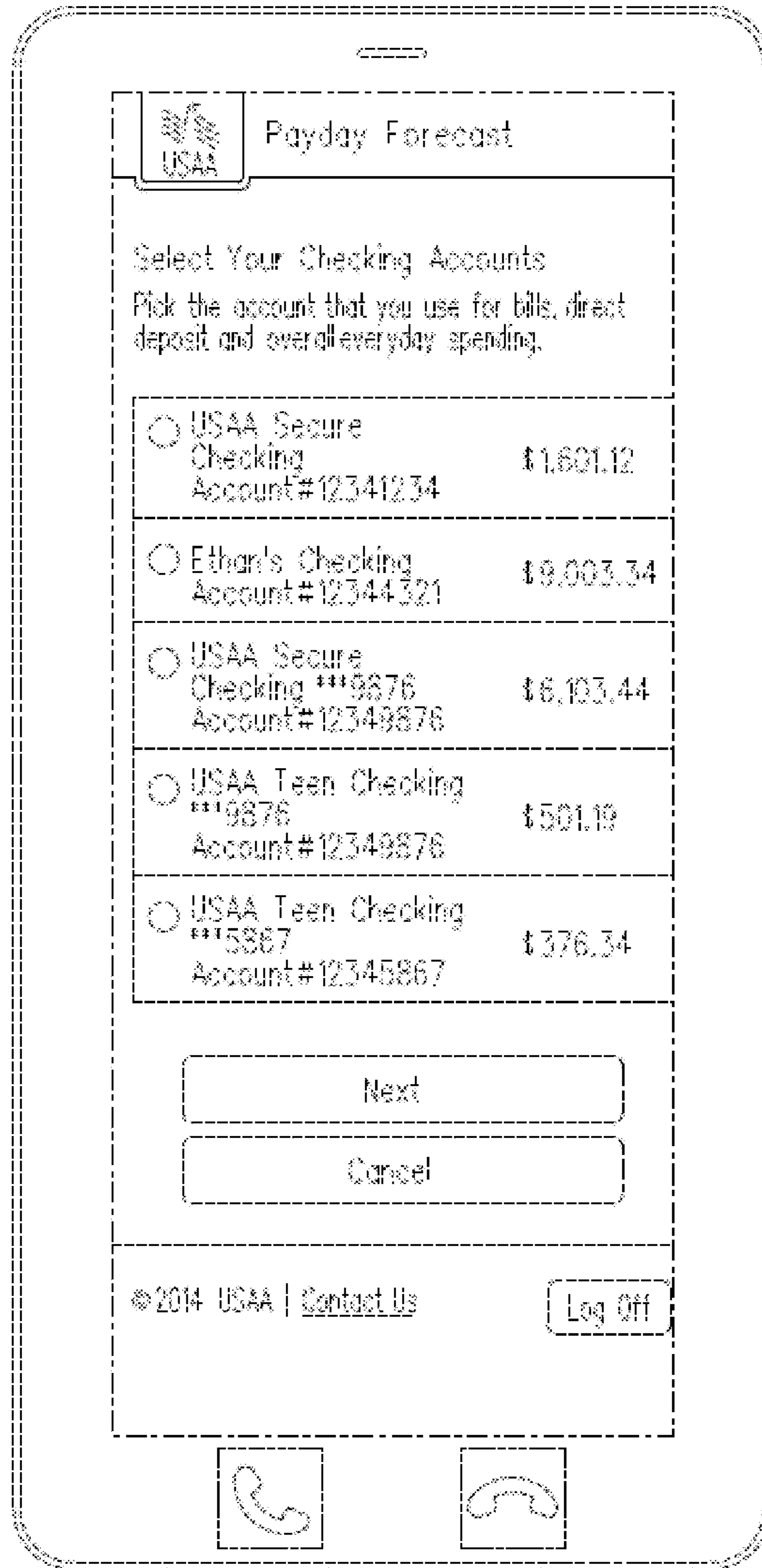


FIG. 1

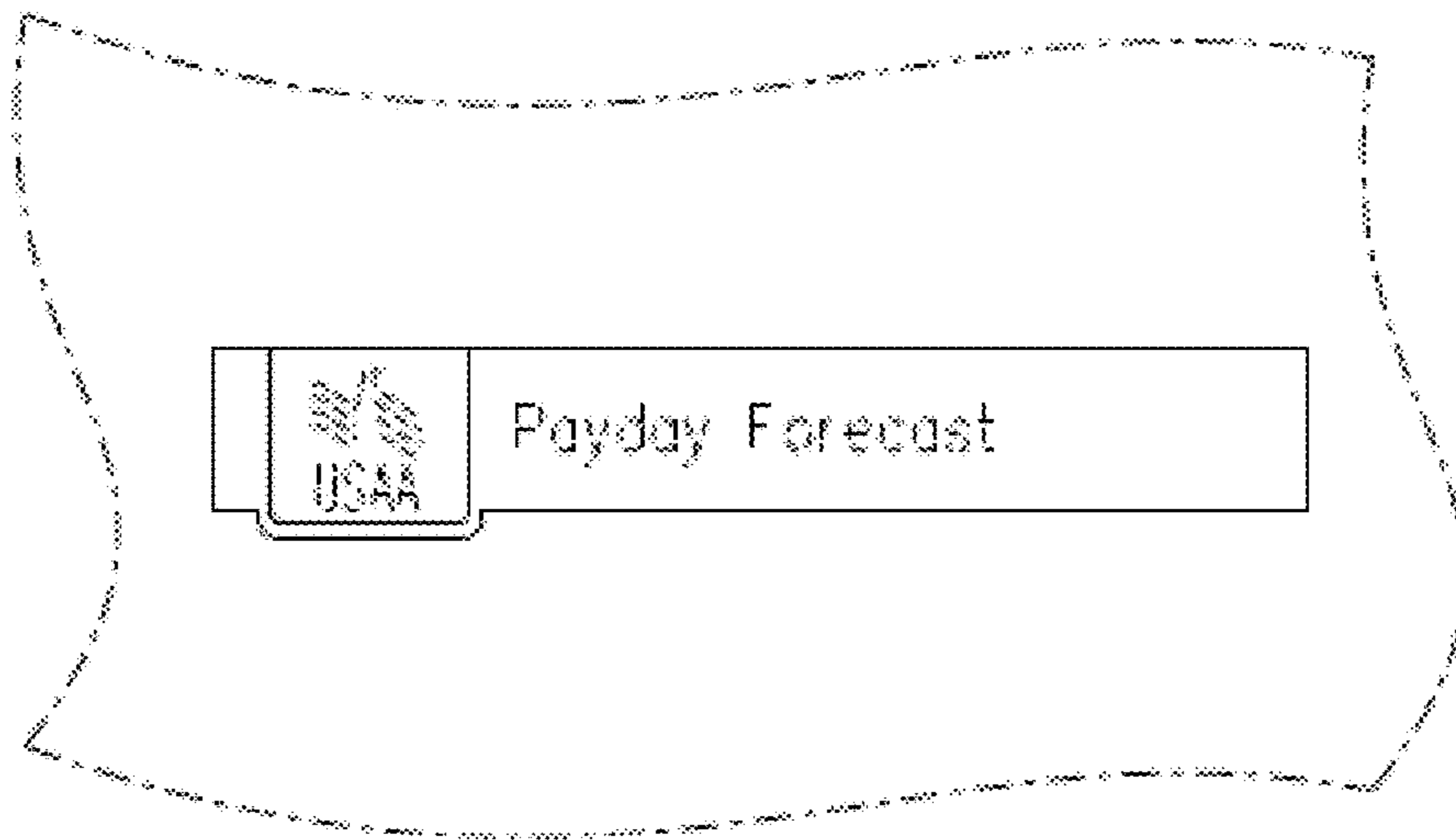


FIG. 2

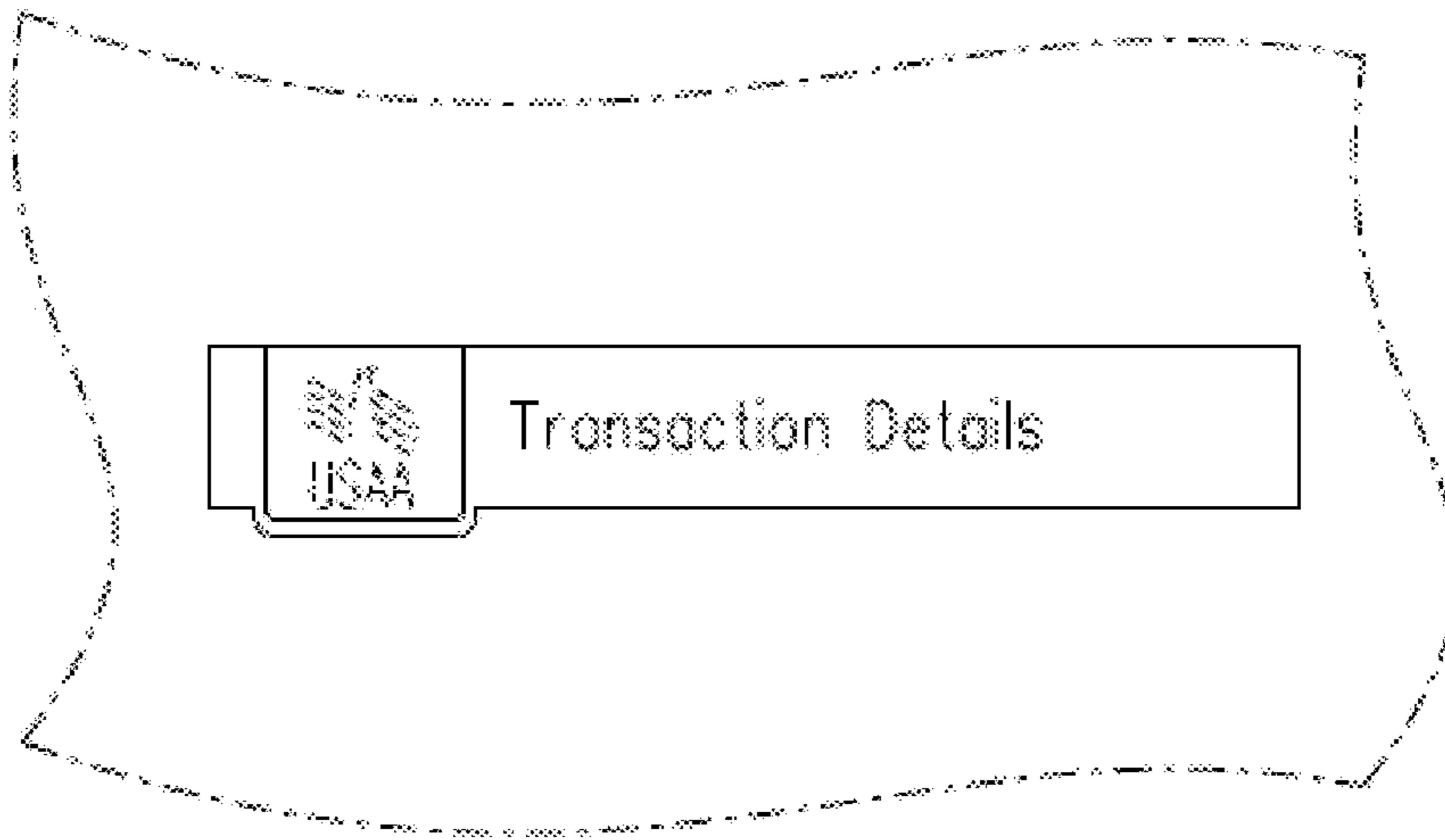


FIG. 3