



US00D829709S

(12) **United States Design Patent**
Chai et al.

(10) **Patent No.:** **US D829,709 S**
(45) **Date of Patent:** **** Oct. 2, 2018**

- (54) **NOTEBOOK COMPUTER**
- (71) Applicants: **Wei-Ning Chai**, Taipei (TW); **I-Chen Chen**, Taipei (TW); **Li-Fang Chen**, Taipei (TW)
- (72) Inventors: **Wei-Ning Chai**, Taipei (TW); **I-Chen Chen**, Taipei (TW); **Li-Fang Chen**, Taipei (TW)
- (73) Assignee: **COMPAL ELECTRONICS, INC.**, Taipei (TW)
- (**) Term: **15 Years**
- (21) Appl. No.: **29/610,832**
- (22) Filed: **Jul. 17, 2017**
- (51) **LOC (11) Cl.** **14-02**
- (52) **U.S. Cl.**
USPC **D14/315**
- (58) **Field of Classification Search**
USPC D14/315-327, 434, 455; D18/1, 2, 7, 11; 235/145 A, 145 R; 341/22, 23; 345/104, 345/156, 168, 169, 173; 361/679.08, 361/679.09, 679.11, 679.26, 679.27
CPC G06F 1/16; G06F 1/1616; G06F 1/1626; G06F 1/1632; G06F 1/1613; G06F 1/1601; G06F 1/1618; G06F 1/162; G06F 1/166; G06F 1/1654; G06F 1/1652; G06F 1/1681; G06F 1/1637; G06F 1/1688; G06F 1/1656; H01R 35/02; H01R 31/065; H03M 11/00; G09B 13/04; H03K 17/94; G09G 5/00; F16M 11/10; H05K 5/00; H04M 1/0216; H04M 1/0237; H02J 7/0042; H02J 7/00; H01M 10/44; Y02E 60/12; Y02T 90/14; Y02T 90/122; Y02T 90/128; Y02T 90/163
See application file for complete search history.

- 8,194,399 B2 * 6/2012 Ashcraft G06F 1/1626 257/59
- 8,787,016 B2 * 7/2014 Rothkopf H04M 1/0216 361/679.02
- D775,623 S * 1/2017 Akana D14/315
- D780,172 S * 2/2017 Chi D14/315

(Continued)

Primary Examiner — Freda S Nunn
(74) *Attorney, Agent, or Firm* — JCIPRNET

(57) **CLAIM**

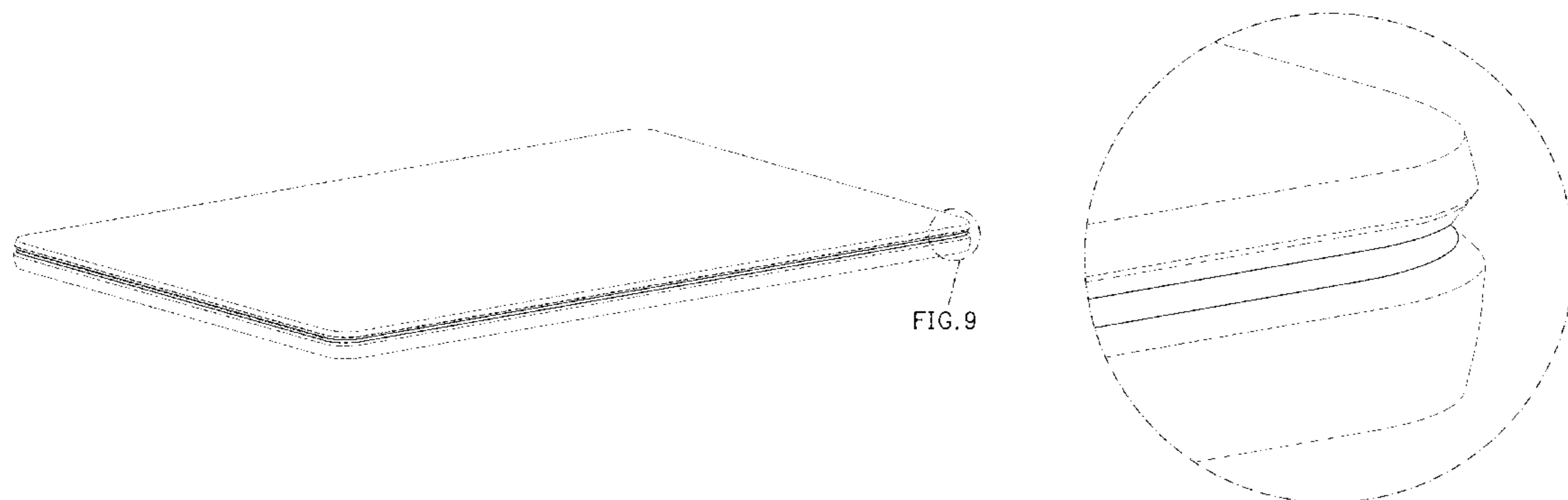
The ornamental design for a notebook computer, as shown and described.

DESCRIPTION

FIG. 1 is a perspective view of a notebook computer showing our new design;
 FIG. 2 is a front view thereof;
 FIG. 3 is a rear view thereof;
 FIG. 4 is a left side view thereof;
 FIG. 5 is a right side view thereof;
 FIG. 6 is a top view thereof;
 FIG. 7 is a bottom view thereof;
 FIG. 8 is another perspective view thereof in an opened state;
 FIG. 9 is an enlarged view of an indicated portion in FIG. 1 thereof;
 FIG. 10 is an enlarged view of an indicated portion in FIG. 2 thereof;
 FIG. 11 is an enlarged view of an indicated portion in FIG. 4 thereof; and,
 FIG. 12 is an enlarged view of another indicated portion in FIG. 4 thereof.
 The dashed broken line showing of portions of the notebook computer is for the purpose of illustrating unclaimed portions of the notebook computer and forms no part of the claimed design.

1 Claim, 10 Drawing Sheets

- (56) **References Cited**
U.S. PATENT DOCUMENTS
D616,881 S * 6/2010 Andre D14/318
D623,645 S * 9/2010 Andre D14/315



(56)

References Cited

U.S. PATENT DOCUMENTS

2010/0091442 A1* 4/2010 Theobald G06F 1/1616
361/679.09
2015/0378397 A1* 12/2015 Park G06F 1/1652
361/679.27

* cited by examiner




FIG. 9

FIG. 1

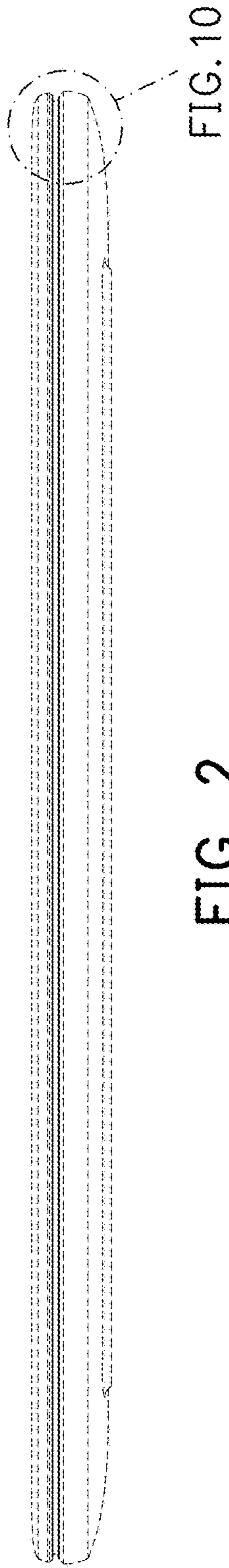


FIG. 2





FIG. 3






FIG. 6




FIG. 7

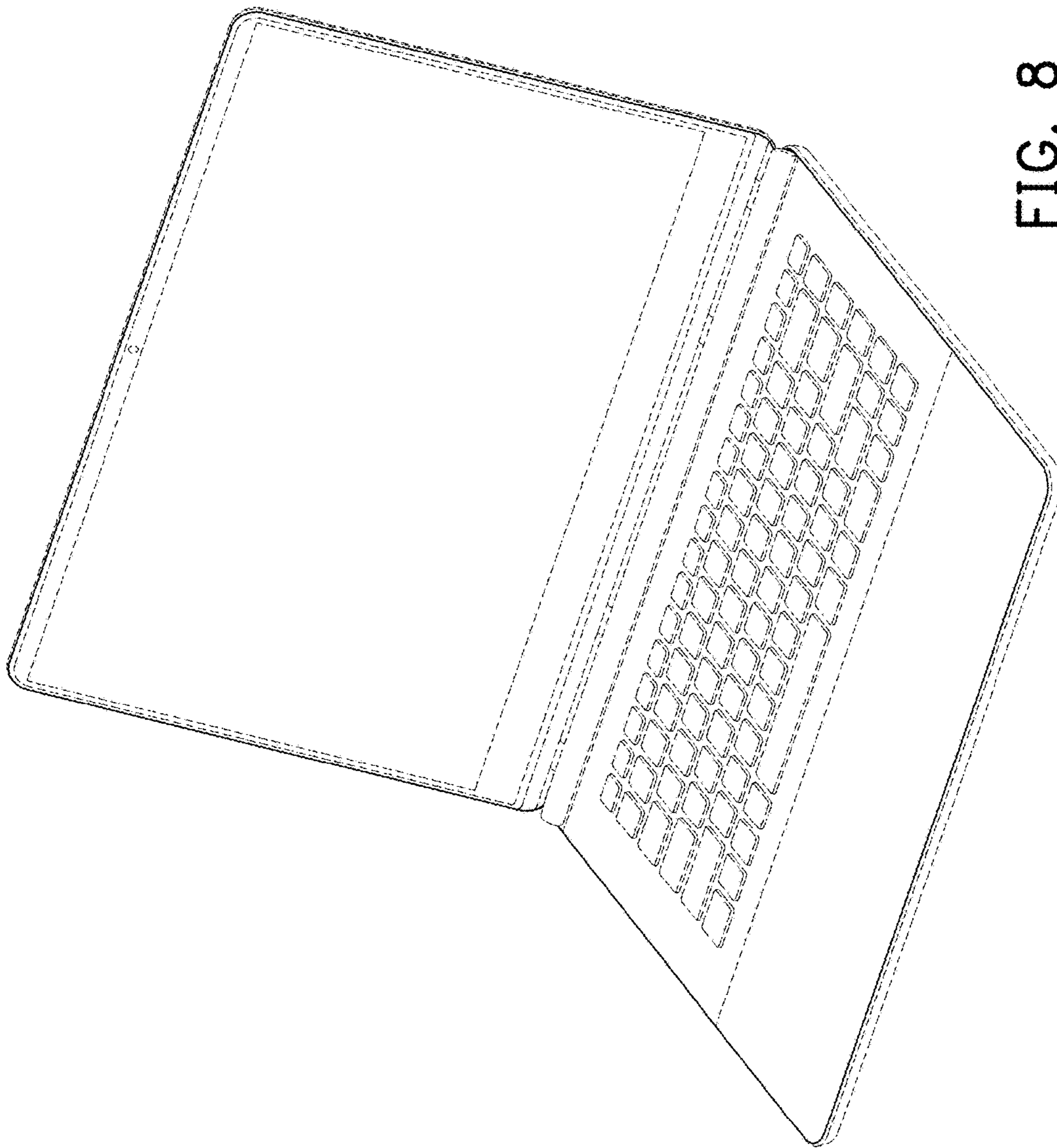


FIG. 8

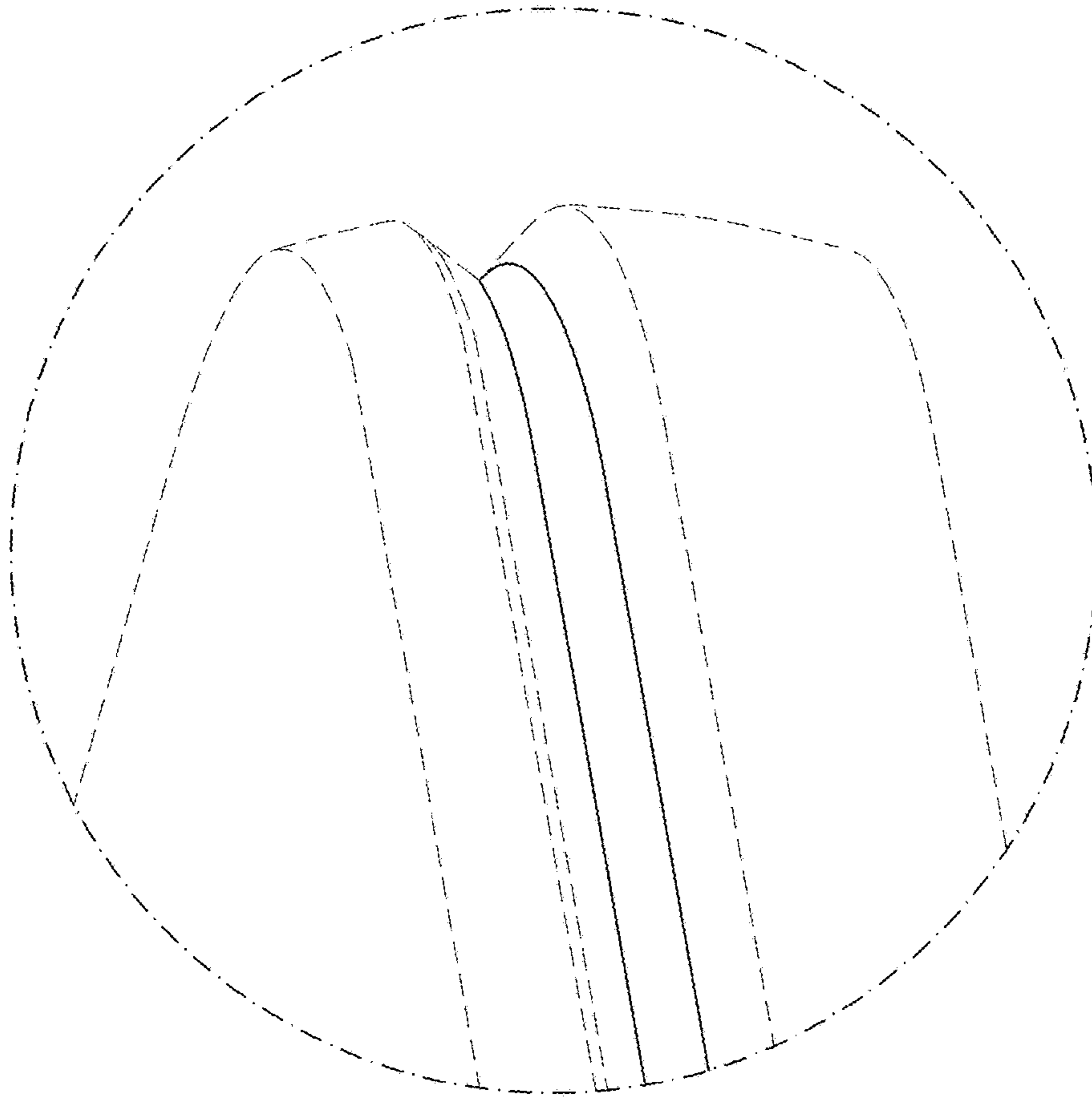


FIG. 9

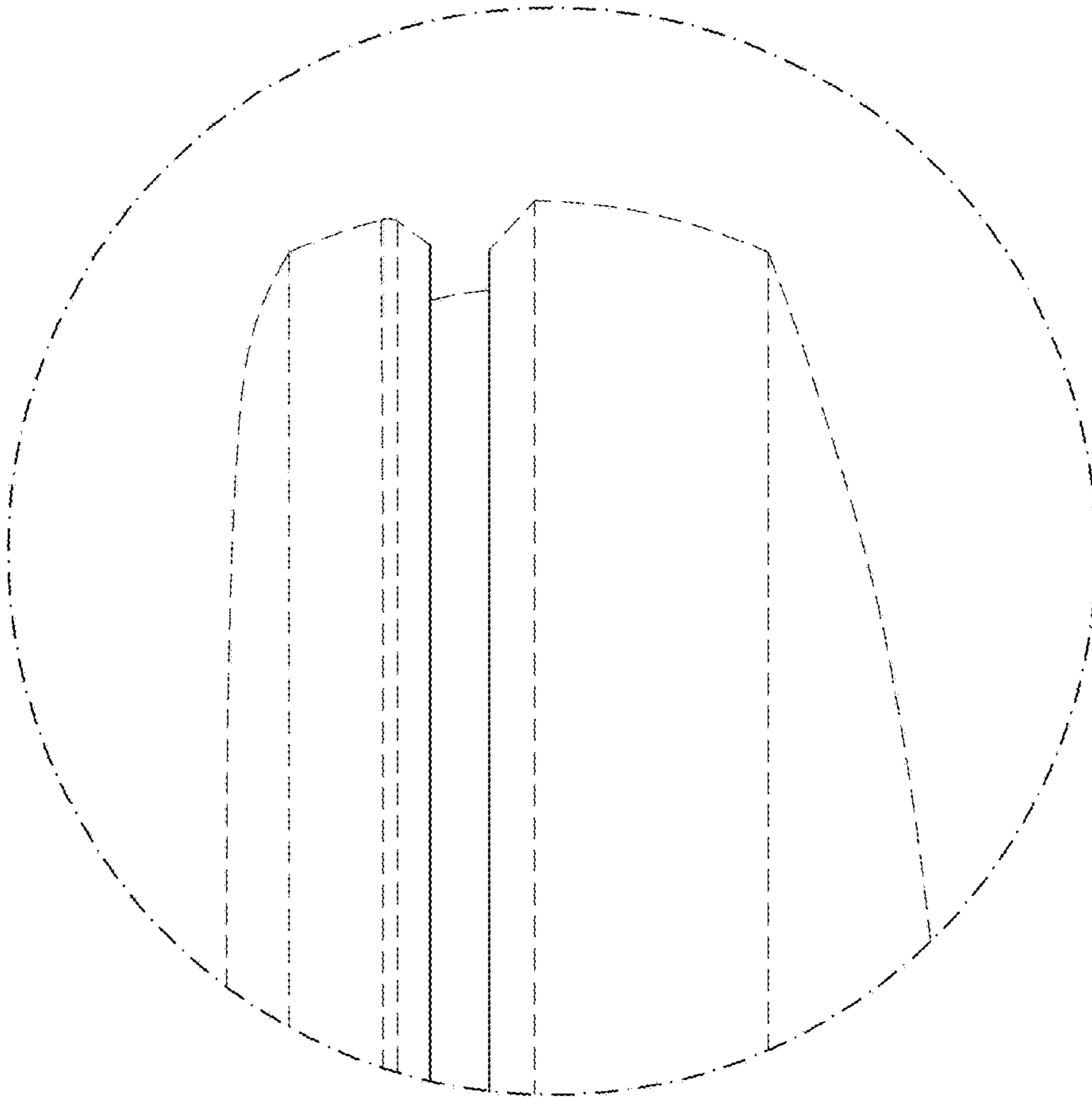


FIG. 10

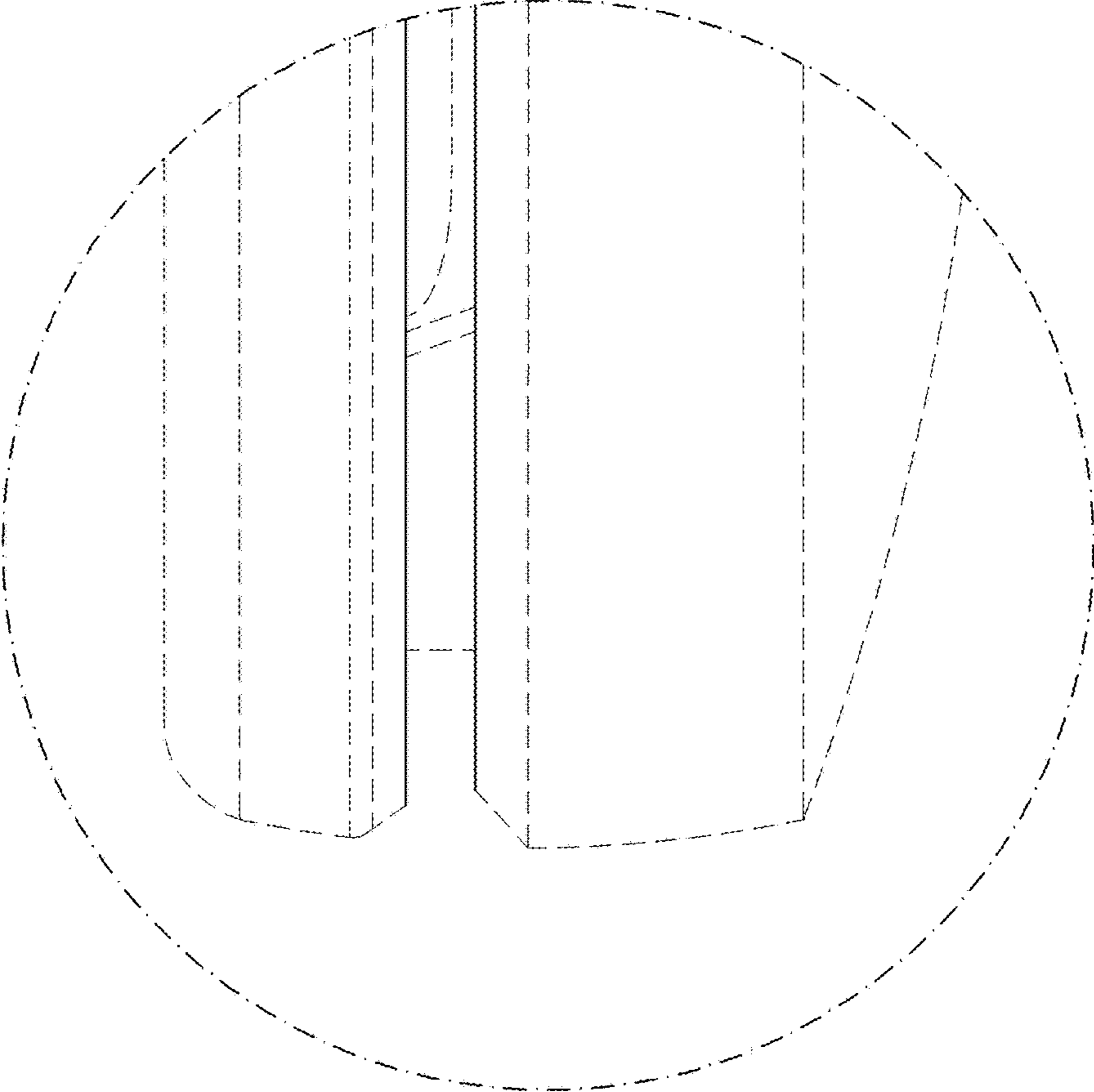


FIG. 11

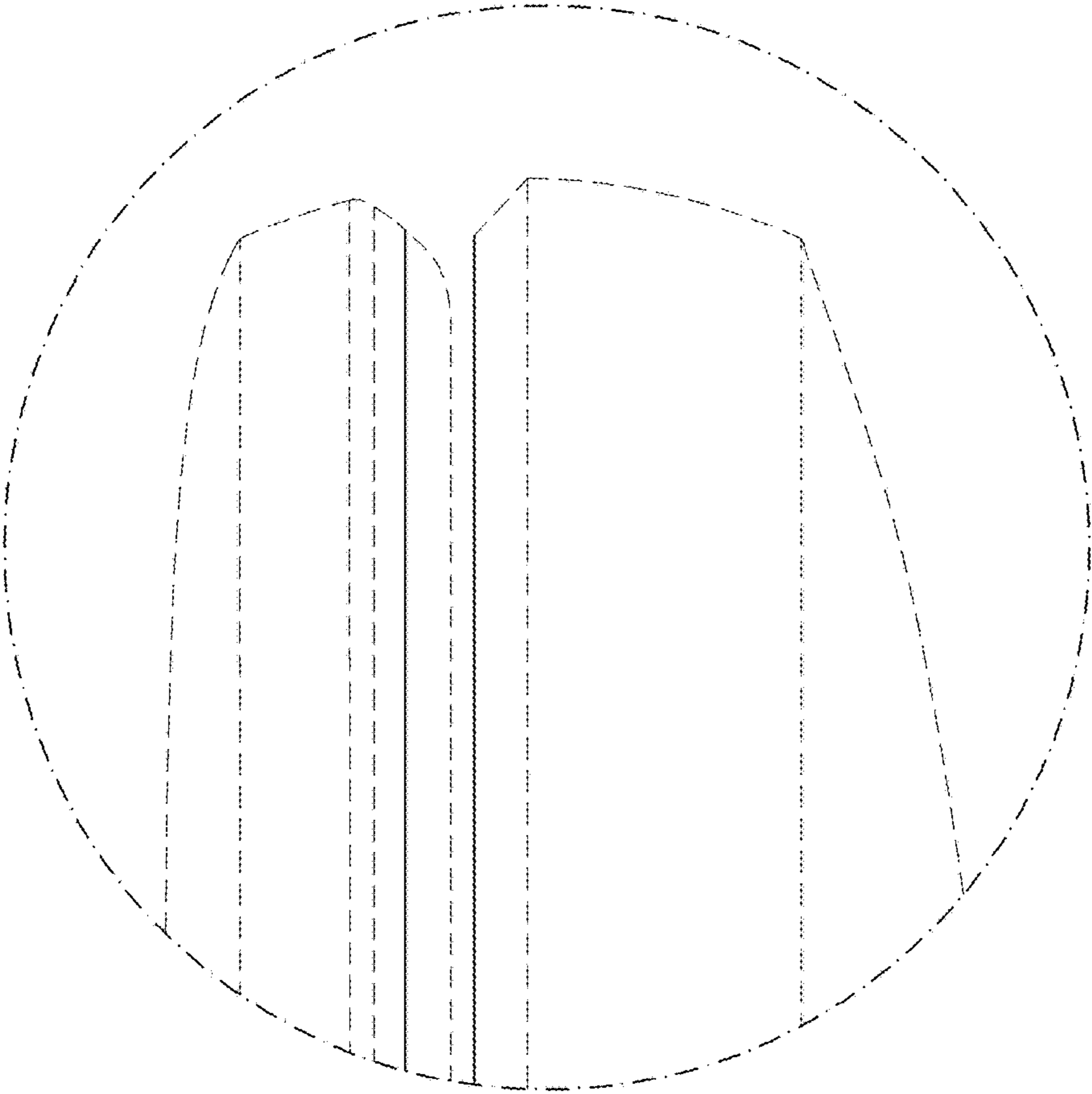


FIG. 12