



US00D829677S

(12) **United States Design Patent** (10) **Patent No.:** **US D829,677 S**
Kim et al. (45) **Date of Patent:** **** Oct. 2, 2018**

(54) **MOBILE PHONE**

(71) Applicant: **LG ELECTRONICS INC.**, Seoul (KR)

(72) Inventors: **Sojin Kim**, Seoul (KR); **Suhyeon Son**, Seoul (KR); **Youngho Kim**, Seoul (KR)

(73) Assignee: **LG ELECTRONICS INC.**, Seoul (KR)

(**) Term: **15 Years**

(21) Appl. No.: **29/574,610**

(22) Filed: **Aug. 17, 2016**

(30) **Foreign Application Priority Data**

Feb. 17, 2016 (KR) 30-2016-0007291

(51) **LOC (11) Cl.** **14-03**

(52) **U.S. Cl.**
USPC **D14/138 G**

(58) **Field of Classification Search**
USPC D14/138 G, 138 AD, 248, 138 R,
D14/138 AC, 247, 137, 341-347
CPC H04M 1/0202; H04M 1/0235; H04M
1/0237; H04M 1/0239; H04M 1/0266;
H04M 1/0268; H04M 1/027; H04M
1/0295

See application file for complete search history.

(56) **References Cited**

U.S. PATENT DOCUMENTS

- D560,194 S * 1/2008 Song D14/138 AB
- D583,346 S * 12/2008 Jung D14/138 AD
- D584,738 S * 1/2009 Kim D14/496
- D589,021 S * 3/2009 Millora D14/138 AD
- D622,249 S * 8/2010 Kwon D14/138 AD
- D624,044 S * 9/2010 Lee D14/138 AD
- D645,014 S * 9/2011 Chung D14/138 G
- D645,015 S * 9/2011 Lee D14/138 G

- D653,640 S * 2/2012 Kwon D14/138 G
- D654,040 S * 2/2012 Jung D14/138 AD
- D675,588 S * 2/2013 Park D14/138 G
- D676,819 S * 2/2013 Choi D14/138 G
- D681,581 S * 5/2013 Park D14/138 G
- D686,176 S * 7/2013 Kim D14/138 G
- D687,403 S * 8/2013 Park D14/138 G
- D703,632 S * 4/2014 Lim D14/138 G

(Continued)

OTHER PUBLICATIONS

Samsung Galaxy S II AT&T, announced Aug. 2011, [online], [retrieved on Sep. 14, 2011]. Retrieved from Internet ,<URL: <http://www.gsmaarena.com>>.*

(Continued)

Primary Examiner — Bridget L Eland

(74) *Attorney, Agent, or Firm* — Birch, Stewart, Kolasch & Birch, LLP

(57) **CLAIM**

The ornamental design for a mobile phone, as shown and described.

DESCRIPTION

FIG. 1 is a front perspective view of the mobile phone showing our new design;

FIG. 2 is a front view thereof;

FIG. 3 is a rear view thereof;

FIG. 4 is a left side view thereof;

FIG. 5 is a right side view thereof;


FIG. 6 is a top plan view thereof;

FIG. 7 is a bottom plan view thereof; and,

FIG. 8 is a rear perspective view thereof.

The broken lines immediately adjacent to the claim, encompassing unshaded regions, represent the bounds of the claimed design while all other broken lines are directed to environment and are for illustrative purposes only; the broken lines form no part of the claimed design.

1 Claim, 7 Drawing Sheets



(56)

References Cited

U.S. PATENT DOCUMENTS

D746,247 S	*	12/2015	Cha	D14/138 G
D755,749 S	*	5/2016	Kim	D14/138 G
D756,951 S	*	5/2016	Kim	D14/138 G
D764,431 S	*	8/2016	Hibi	D14/138 G
D775,097 S	*	12/2016	Husgafvel	D14/138 G
D779,452 S	*	2/2017	Kim	D14/138 G
D780,143 S	*	2/2017	Ahn	D14/138 G
D780,709 S	*	3/2017	Kim	D14/138 G
D798,835 S	*	10/2017	Kim	D14/138 G
D803,176 S	*	11/2017	Cho	D14/138 G

OTHER PUBLICATIONS

Samsung Galaxy Note I717, announced Jan. 2012, [online], [retrieved on Feb. 3, 2012]. Retrieved from Internet ,<URL: <http://www.gsmarena.com>>.*

* cited by examiner

FIG. 1

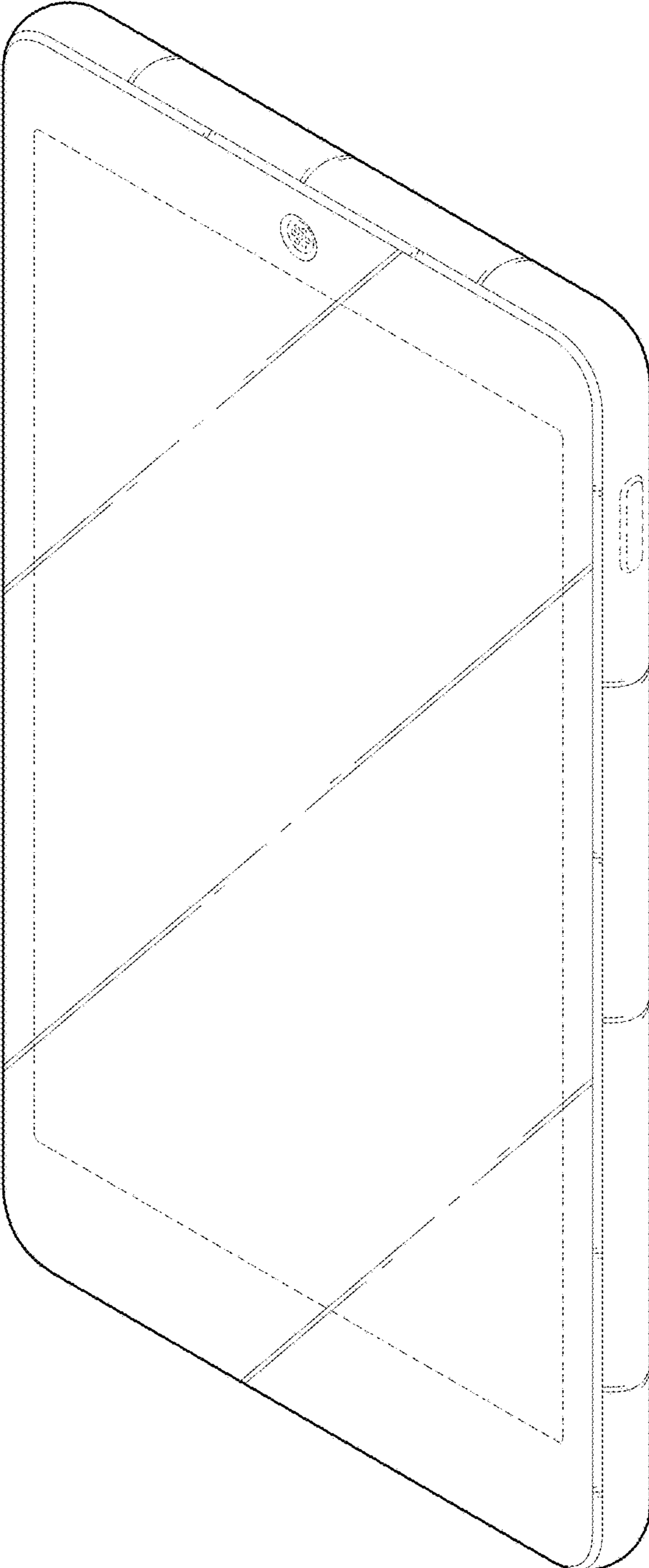


FIG. 2




FIG. 3




FIG. 4

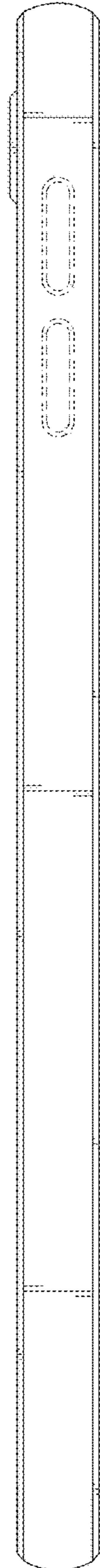


FIG. 5

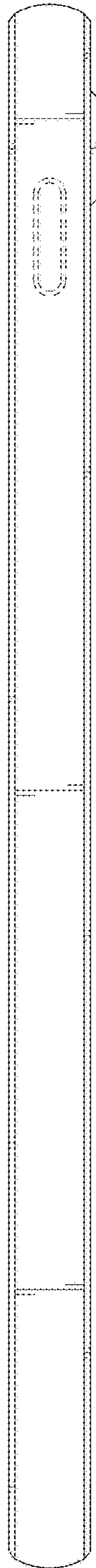


FIG. 6




FIG. 7

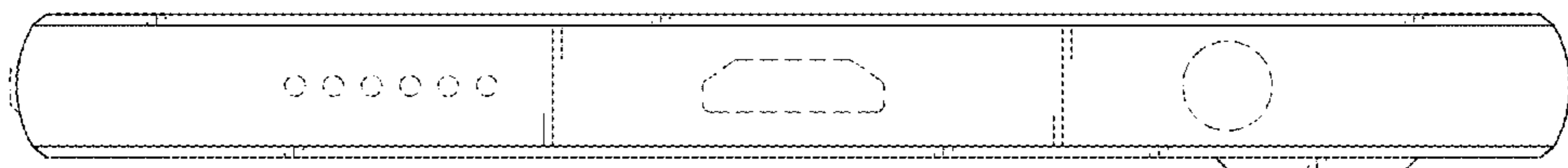


FIG. 8

